

For Project: Tivetshall
 Project Notes:
 Location/Name: Incoming
 Report Generated: 04/09/2023 15:17:08
 Speed Intervals: 5 MPH
 Time Intervals: Instant
 Traffic Report From: 01/08/2023 12:00:00 through 29/08/2023 06:59:59
 85th Percentile Speed: 31.1 MPH
 85th Percentile Vehicles: 4996
 Max Speed: 60 MPH on 11/08/2023 14:10:00
 Total Vehicles: 5878
 AADT: 211

Volumes - weekly counts

Time	5 Day	7 Day
Average Daily	199	204
AM Peak 09:00	17	17
PM Peak 16:00	19	19

Speed

Speed Limit: 30
 85th Percentile Speed: 31.1
 50th Percentile Speed: 25.1
 10 MPH Pace Interval: 20.0 MPH to 30.0 MPH
 Average Speed: 22.69

	Monday	Tuesday	Wednesday	Thursday	Friday	Saturday	Sunday
Count over limit	166	146	159	180	168	130	106
% over limit	21.6	19.4	20.0	19.8	18.1	16.7	11.2
Avg Speeder	34.2	34.5	34.3	34.2	34.5	34.3	34.2
Avg Speed	21.0	20.5	20.6	18.9	17.7	19.1	12.5

Day/Time Ending	85th pctl (MPH)	85th pctl cnts	Total Cnts	Max Speed	Avg Speeder	% Speeders	Avg Speed
01/08/2023 13:00:00	25.0	3	4	30	0.0	0.0%	19.5
01/08/2023 14:00:00	31.7	10	12	35	32.5	25.0%	24.5
01/08/2023 15:00:00	30.0	10	12	35	32.5	16.7%	23.3
01/08/2023 16:00:00	31.7	12	14	35	32.5	21.4%	25.4
01/08/2023 17:00:00	29.7	18	21	35	32.5	9.5%	26.8
01/08/2023 18:00:00	35.0	8	9	40	34.2	33.3%	27.7
01/08/2023 19:00:00	32.5	8	9	35	32.5	22.2%	25.4
01/08/2023 20:00:00	34.2	13	15	40	33.2	46.7%	28.1
01/08/2023 21:00:00	28.8	8	10	40	37.5	10.0%	25.1
01/08/2023 22:00:00	30.0	3	3	30	0.0	0.0%	20.3
01/08/2023 23:00:00	30.0	1	1	30	0.0	0.0%	27.0
02/08/2023 00:00:00	0.0	0	0	0	0.0	0.0%	0.0
02/08/2023 01:00:00	35.0	1	1	35	32.5	100.0%	32.0
02/08/2023 02:00:00	0.0	0	0	0	0.0	0.0%	0.0
02/08/2023 03:00:00	35.0	1	1	35	32.5	100.0%	32.0
02/08/2023 04:00:00	0.0	0	0	0	0.0	0.0%	0.0
02/08/2023 05:00:00	25.0	1	1	25	0.0	0.0%	22.0
02/08/2023 06:00:00	30.0	5	6	45	42.5	16.7%	27.8
02/08/2023 07:00:00	33.3	5	6	35	32.5	50.0%	27.0
02/08/2023 08:00:00	35.0	8	10	40	35.0	40.0%	28.6
02/08/2023 09:00:00	30.0	10	12	35	32.5	16.7%	24.2
02/08/2023 10:00:00	29.4	18	21	35	32.5	9.5%	23.0
02/08/2023 11:00:00	33.3	11	13	40	33.8	30.8%	27.8
02/08/2023 12:00:00	29.0	14	16	45	42.5	6.3%	19.9
02/08/2023 13:00:00	30.0	26	30	50	36.3	13.3%	25.4
02/08/2023 14:00:00	31.7	15	18	40	33.8	22.2%	23.3
02/08/2023 15:00:00	29.4	11	13	35	32.5	7.7%	26.5
02/08/2023 16:00:00	28.0	8	10	30	0.0	0.0%	21.6
02/08/2023 17:00:00	32.5	4	5	35	32.5	40.0%	28.0
02/08/2023 18:00:00	33.8	8	9	35	32.5	44.4%	27.1
02/08/2023 19:00:00	30.0	6	7	35	32.5	14.3%	24.1
02/08/2023 20:00:00	30.0	11	13	35	32.5	15.4%	26.4
02/08/2023 21:00:00	40.0	2	2	40	37.5	50.0%	32.0
02/08/2023 22:00:00	25.0	2	2	25	0.0	0.0%	22.5
02/08/2023 23:00:00	35.0	2	2	35	32.5	100.0%	32.0
03/08/2023 00:00:00	9.3	19	22	10	0.0	0.0%	7.5
03/08/2023 01:00:00	9.4	8	9	10	0.0	0.0%	7.4
03/08/2023 02:00:00	0.0	0	0	0	0.0	0.0%	0.0
03/08/2023 03:00:00	0.0	0	0	0	0.0	0.0%	0.0
03/08/2023 04:00:00	35.0	1	1	35	32.5	100.0%	32.0
03/08/2023 05:00:00	10.0	1	1	10	0.0	0.0%	7.0
03/08/2023 06:00:00	30.0	3	3	30	0.0	0.0%	25.3
03/08/2023 07:00:00	35.0	8	9	40	33.8	44.4%	24.3
03/08/2023 08:00:00	26.7	30	35	45	35.8	8.6%	13.6
03/08/2023 09:00:00	36.2	14	17	40	36.5	29.4%	26.0
03/08/2023 10:00:00	31.2	14	17	35	32.5	23.5%	26.0

03/08/2023 11:00:00	28.5	20	24	35	32.5	4.2%	23.0
03/08/2023 12:00:00	32.5	11	13	45	35.8	23.1%	24.5
03/08/2023 13:00:00	30.0	9	11	35	32.5	18.2%	23.8
03/08/2023 14:00:00	28.8	9	11	35	32.5	9.1%	23.0
03/08/2023 15:00:00	32.5	11	13	40	34.2	23.1%	24.1
03/08/2023 16:00:00	32.5	12	14	35	32.5	28.6%	25.0
03/08/2023 17:00:00	28.3	8	9	30	0.0	0.0%	21.4
03/08/2023 18:00:00	30.0	10	12	35	32.5	16.7%	26.3
03/08/2023 19:00:00	37.5	7	8	40	35.8	37.5%	28.9
03/08/2023 20:00:00	30.0	8	9	35	32.5	11.1%	22.6
03/08/2023 21:00:00	37.5	4	5	40	37.5	40.0%	26.0
03/08/2023 22:00:00	30.0	1	1	30	0.0	0.0%	27.0
03/08/2023 23:00:00	35.0	1	1	35	32.5	100.0%	32.0
04/08/2023 00:00:00	0.0	0	0	0	0.0	0.0%	0.0
04/08/2023 01:00:00	0.0	0	0	0	0.0	0.0%	0.0
04/08/2023 02:00:00	0.0	0	0	0	0.0	0.0%	0.0
04/08/2023 03:00:00	35.0	2	2	35	32.5	50.0%	29.5
04/08/2023 04:00:00	0.0	0	0	0	0.0	0.0%	0.0
04/08/2023 05:00:00	25.0	3	3	25	0.0	0.0%	13.7
04/08/2023 06:00:00	30.0	2	2	30	0.0	0.0%	22.0
04/08/2023 07:00:00	35.0	7	8	40	34.2	37.5%	25.8
04/08/2023 08:00:00	35.0	10	12	40	35.8	25.0%	25.8
04/08/2023 09:00:00	32.5	12	14	40	34.2	21.4%	16.9
04/08/2023 10:00:00	28.6	21	25	35	32.5	4.0%	21.4
04/08/2023 11:00:00	33.8	12	14	40	33.5	35.7%	25.4
04/08/2023 12:00:00	33.3	17	20	45	33.9	35.0%	27.4
04/08/2023 13:00:00	32.5	14	16	35	32.5	25.0%	20.7
04/08/2023 14:00:00	37.5	8	9	40	35.8	33.3%	27.6
04/08/2023 15:00:00	24.0	6	7	25	0.0	0.0%	19.4
04/08/2023 16:00:00	28.6	32	38	45	36.3	10.5%	14.4
04/08/2023 17:00:00	9.7	122	143	35	32.5	0.7%	8.6
04/08/2023 18:00:00	30.0	6	7	35	32.5	14.3%	26.3
04/08/2023 19:00:00	25.0	4	5	30	0.0	0.0%	22.2
04/08/2023 20:00:00	29.0	6	7	30	0.0	0.0%	25.7
04/08/2023 21:00:00	30.0	4	5	40	37.5	20.0%	22.2
04/08/2023 22:00:00	30.0	1	1	30	0.0	0.0%	27.0
04/08/2023 23:00:00	35.0	3	4	45	37.5	50.0%	30.8
05/08/2023 00:00:00	25.0	1	1	25	0.0	0.0%	22.0
05/08/2023 01:00:00	0.0	0	0	0	0.0	0.0%	0.0
05/08/2023 02:00:00	0.0	0	0	0	0.0	0.0%	0.0
05/08/2023 03:00:00	0.0	0	0	0	0.0	0.0%	0.0
05/08/2023 04:00:00	0.0	0	0	0	0.0	0.0%	0.0
05/08/2023 05:00:00	25.0	2	2	25	0.0	0.0%	14.5
05/08/2023 06:00:00	45.0	2	2	45	42.5	50.0%	34.5
05/08/2023 07:00:00	35.0	2	2	35	32.5	50.0%	27.0
05/08/2023 08:00:00	28.3	4	5	30	0.0	0.0%	25.0
05/08/2023 09:00:00	35.0	9	11	40	35.8	27.3%	28.1

05/08/2023 10:00:00	30.0	7	8	35	32.5	12.5%	21.4
05/08/2023 11:00:00	31.7	14	17	40	33.8	23.5%	24.1
05/08/2023 12:00:00	31.2	20	24	50	35.5	20.8%	24.5
05/08/2023 13:00:00	29.2	10	12	40	37.5	8.3%	22.2
05/08/2023 14:00:00	30.0	10	12	35	32.5	16.7%	24.5
05/08/2023 15:00:00	30.0	8	9	35	32.5	11.1%	22.1
05/08/2023 16:00:00	40.0	3	3	40	37.5	33.3%	28.7
05/08/2023 17:00:00	20.0	3	4	30	0.0	0.0%	17.0
05/08/2023 18:00:00	33.3	11	13	40	33.8	30.8%	24.4
05/08/2023 19:00:00	35.0	5	6	40	34.2	50.0%	30.3
05/08/2023 20:00:00	30.0	8	9	40	37.5	11.1%	15.1
05/08/2023 21:00:00	10.0	17	20	40	35.0	10.0%	11.1
05/08/2023 22:00:00	9.4	31	36	30	0.0	0.0%	8.0
05/08/2023 23:00:00	40.0	3	3	40	37.5	33.3%	30.3
06/08/2023 00:00:00	10.0	1	1	10	0.0	0.0%	7.0
06/08/2023 01:00:00	10.0	2	2	10	0.0	0.0%	7.5
06/08/2023 02:00:00	0.0	0	0	0	0.0	0.0%	0.0
06/08/2023 03:00:00	9.4	14	16	10	0.0	0.0%	7.5
06/08/2023 04:00:00	10.0	1	1	10	0.0	0.0%	7.0
06/08/2023 05:00:00	25.0	2	2	25	0.0	0.0%	14.5
06/08/2023 06:00:00	10.0	5	6	45	42.5	16.7%	13.2
06/08/2023 07:00:00	30.0	1	1	30	0.0	0.0%	27.0
06/08/2023 08:00:00	30.0	5	6	35	32.5	16.7%	18.8
06/08/2023 09:00:00	30.0	3	3	30	0.0	0.0%	22.0
06/08/2023 10:00:00	30.0	9	11	35	32.5	18.2%	24.0
06/08/2023 11:00:00	27.5	26	30	35	32.5	10.0%	14.3
06/08/2023 12:00:00	30.0	17	20	40	34.2	15.0%	23.7
06/08/2023 13:00:00	28.8	9	11	35	32.5	9.1%	24.5
06/08/2023 14:00:00	33.3	6	7	35	32.5	42.9%	26.3
06/08/2023 15:00:00	29.2	14	16	35	32.5	6.3%	23.2
06/08/2023 16:00:00	26.2	17	20	30	0.0	0.0%	12.6
06/08/2023 17:00:00	30.0	9	11	35	32.5	18.2%	25.2
06/08/2023 18:00:00	30.0	7	8	45	42.5	12.5%	25.3
06/08/2023 19:00:00	35.0	5	6	40	34.2	50.0%	27.8
06/08/2023 20:00:00	37.5	4	5	40	34.5	100.0%	34.0
06/08/2023 21:00:00	40.0	3	3	40	37.5	33.3%	30.3
06/08/2023 22:00:00	0.0	0	0	0	0.0	0.0%	0.0
06/08/2023 23:00:00	0.0	0	0	0	0.0	0.0%	0.0
07/08/2023 00:00:00	0.0	0	0	0	0.0	0.0%	0.0
07/08/2023 01:00:00	0.0	0	0	0	0.0	0.0%	0.0
07/08/2023 02:00:00	0.0	0	0	0	0.0	0.0%	0.0
07/08/2023 03:00:00	0.0	0	0	0	0.0	0.0%	0.0
07/08/2023 04:00:00	35.0	1	1	35	32.5	100.0%	32.0
07/08/2023 05:00:00	35.0	2	2	35	32.5	50.0%	27.0
07/08/2023 06:00:00	45.0	1	1	45	42.5	100.0%	42.0
07/08/2023 07:00:00	35.0	7	8	40	35.0	25.0%	25.9
07/08/2023 08:00:00	28.8	8	10	40	37.5	10.0%	25.1

07/08/2023 09:00:00	31.7	12	14	35	32.5	21.4%	26.9
07/08/2023 10:00:00	31.7	15	18	40	33.8	22.2%	25.1
07/08/2023 11:00:00	33.3	14	16	40	33.8	25.0%	27.2
07/08/2023 12:00:00	33.3	13	15	40	33.8	26.7%	25.5
07/08/2023 13:00:00	29.3	20	24	35	32.5	12.5%	21.8
07/08/2023 14:00:00	32.5	11	13	45	35.8	23.1%	23.2
07/08/2023 15:00:00	30.0	8	9	35	32.5	11.1%	26.6
07/08/2023 16:00:00	29.4	12	14	35	32.5	7.1%	23.5
07/08/2023 17:00:00	30.0	7	8	40	37.5	12.5%	25.4
07/08/2023 18:00:00	35.0	7	8	40	34.2	37.5%	29.0
07/08/2023 19:00:00	30.0	5	6	35	32.5	16.7%	27.2
07/08/2023 20:00:00	40.0	8	9	45	36.3	44.4%	30.6
07/08/2023 21:00:00	28.3	8	10	35	32.5	10.0%	21.5
07/08/2023 22:00:00	30.0	3	3	30	0.0	0.0%	27.0
07/08/2023 23:00:00	30.0	1	1	30	0.0	0.0%	27.0
08/08/2023 00:00:00	30.0	3	3	30	0.0	0.0%	22.0
08/08/2023 01:00:00	0.0	0	0	0	0.0	0.0%	0.0
08/08/2023 02:00:00	0.0	0	0	0	0.0	0.0%	0.0
08/08/2023 03:00:00	0.0	0	0	0	0.0	0.0%	0.0
08/08/2023 04:00:00	0.0	0	0	0	0.0	0.0%	0.0
08/08/2023 05:00:00	20.0	3	3	20	0.0	0.0%	12.0
08/08/2023 06:00:00	30.0	1	1	30	0.0	0.0%	27.0
08/08/2023 07:00:00	37.5	8	9	40	35.8	33.3%	27.7
08/08/2023 08:00:00	25.0	10	12	35	32.5	8.3%	18.3
08/08/2023 09:00:00	31.7	13	15	35	32.5	20.0%	25.1
08/08/2023 10:00:00	30.0	7	8	35	32.5	12.5%	22.6
08/08/2023 11:00:00	32.5	13	15	40	34.2	20.0%	26.5
08/08/2023 12:00:00	36.7	22	26	55	38.1	30.8%	27.6
08/08/2023 13:00:00	29.2	14	16	35	32.5	6.3%	21.3
08/08/2023 14:00:00	30.0	12	14	50	40.0	14.3%	23.4
08/08/2023 15:00:00	29.0	8	10	35	32.5	10.0%	24.7
08/08/2023 16:00:00	33.3	14	16	35	32.5	37.5%	24.7
08/08/2023 17:00:00	35.0	13	15	40	34.2	40.0%	28.4
08/08/2023 18:00:00	32.5	4	5	35	32.5	40.0%	26.0
08/08/2023 19:00:00	30.0	5	6	35	32.5	16.7%	25.5
08/08/2023 20:00:00	35.0	14	16	45	35.0	37.5%	29.1
08/08/2023 21:00:00	25.0	3	3	25	0.0	0.0%	18.7
08/08/2023 22:00:00	32.5	5	6	35	32.5	33.3%	26.2
08/08/2023 23:00:00	25.0	1	1	25	0.0	0.0%	22.0
09/08/2023 00:00:00	25.0	1	1	25	0.0	0.0%	22.0
09/08/2023 01:00:00	0.0	0	0	0	0.0	0.0%	0.0
09/08/2023 02:00:00	0.0	0	0	0	0.0	0.0%	0.0
09/08/2023 03:00:00	30.0	1	1	30	0.0	0.0%	27.0
09/08/2023 04:00:00	0.0	0	0	0	0.0	0.0%	0.0
09/08/2023 05:00:00	25.0	2	2	25	0.0	0.0%	14.5
09/08/2023 06:00:00	0.0	0	0	0	0.0	0.0%	0.0
09/08/2023 07:00:00	35.0	8	9	40	33.8	44.4%	27.7

09/08/2023 08:00:00	30.0	8	9	40	37.5	11.1%	26.7
09/08/2023 09:00:00	28.6	12	14	30	0.0	0.0%	22.6
09/08/2023 10:00:00	35.0	11	13	40	35.0	30.8%	26.6
09/08/2023 11:00:00	37.5	10	12	45	37.5	33.3%	25.0
09/08/2023 12:00:00	28.8	22	26	35	32.5	3.8%	23.4
09/08/2023 13:00:00	32.5	10	12	40	34.2	25.0%	21.3
09/08/2023 14:00:00	25.0	14	17	35	32.5	5.9%	18.4
09/08/2023 15:00:00	32.5	8	9	35	32.5	22.2%	23.8
09/08/2023 16:00:00	28.8	12	14	35	32.5	7.1%	21.3
09/08/2023 17:00:00	29.0	7	8	30	0.0	0.0%	24.6
09/08/2023 18:00:00	30.0	12	14	35	32.5	14.3%	23.6
09/08/2023 19:00:00	37.5	8	10	45	36.5	50.0%	31.6
09/08/2023 20:00:00	35.0	7	8	50	37.5	37.5%	27.1
09/08/2023 21:00:00	27.5	7	8	30	0.0	0.0%	21.8
09/08/2023 22:00:00	30.0	2	2	30	0.0	0.0%	27.0
09/08/2023 23:00:00	30.0	1	1	30	0.0	0.0%	27.0
10/08/2023 00:00:00	0.0	0	0	0	0.0	0.0%	0.0
10/08/2023 01:00:00	0.0	0	0	0	0.0	0.0%	0.0
10/08/2023 02:00:00	0.0	0	0	0	0.0	0.0%	0.0
10/08/2023 03:00:00	0.0	0	0	0	0.0	0.0%	0.0
10/08/2023 04:00:00	0.0	0	0	0	0.0	0.0%	0.0
10/08/2023 05:00:00	25.0	1	1	25	0.0	0.0%	22.0
10/08/2023 06:00:00	30.0	2	2	30	0.0	0.0%	27.0
10/08/2023 07:00:00	37.5	7	8	40	37.5	25.0%	28.4
10/08/2023 08:00:00	35.0	8	10	40	35.8	30.0%	25.6
10/08/2023 09:00:00	33.3	14	16	40	33.8	25.0%	26.4
10/08/2023 10:00:00	32.5	18	21	40	33.5	23.8%	24.0
10/08/2023 11:00:00	35.0	4	5	40	35.0	40.0%	27.0
10/08/2023 12:00:00	28.3	9	11	40	37.5	9.1%	24.0
10/08/2023 13:00:00	33.3	14	17	45	35.5	29.4%	23.1
10/08/2023 14:00:00	35.0	7	8	40	33.8	50.0%	27.0
10/08/2023 15:00:00	31.2	19	22	35	32.5	18.2%	23.6
10/08/2023 16:00:00	30.0	10	12	35	32.5	16.7%	23.0
10/08/2023 17:00:00	33.3	8	9	35	32.5	33.3%	25.9
10/08/2023 18:00:00	30.0	11	13	35	32.5	15.4%	23.2
10/08/2023 19:00:00	32.5	16	19	45	34.5	26.3%	26.7
10/08/2023 20:00:00	30.0	6	7	45	42.5	14.3%	26.4
10/08/2023 21:00:00	30.0	7	8	35	32.5	12.5%	27.3
10/08/2023 22:00:00	30.0	2	2	30	0.0	0.0%	24.5
10/08/2023 23:00:00	32.5	3	4	35	32.5	50.0%	29.8
11/08/2023 00:00:00	0.0	0	0	0	0.0	0.0%	0.0
11/08/2023 01:00:00	30.0	1	1	30	0.0	0.0%	27.0
11/08/2023 02:00:00	0.0	0	0	0	0.0	0.0%	0.0
11/08/2023 03:00:00	35.0	1	1	35	32.5	100.0%	32.0
11/08/2023 04:00:00	0.0	0	0	0	0.0	0.0%	0.0
11/08/2023 05:00:00	25.0	2	2	25	0.0	0.0%	14.5
11/08/2023 06:00:00	0.0	0	0	0	0.0	0.0%	0.0

11/08/2023 07:00:00	32.5	7	8	35	32.5	25.0%	26.5
11/08/2023 08:00:00	37.5	8	9	40	35.8	33.3%	26.4
11/08/2023 09:00:00	28.0	12	14	30	0.0	0.0%	23.6
11/08/2023 10:00:00	30.0	15	18	55	39.2	16.7%	23.4
11/08/2023 11:00:00	30.0	19	22	35	32.5	13.6%	24.7
11/08/2023 12:00:00	28.1	14	17	30	0.0	0.0%	22.5
11/08/2023 13:00:00	25.0	4	5	30	0.0	0.0%	21.0
11/08/2023 14:00:00	32.5	8	9	35	32.5	22.2%	26.0
11/08/2023 15:00:00	33.3	14	16	60	38.8	25.0%	28.7
11/08/2023 16:00:00	32.5	14	17	40	33.5	29.4%	25.9
11/08/2023 17:00:00	30.0	3	3	30	0.0	0.0%	23.7
11/08/2023 18:00:00	35.0	8	9	45	35.8	33.3%	28.9
11/08/2023 19:00:00	32.5	6	7	35	32.5	28.6%	28.6
11/08/2023 20:00:00	32.5	10	12	35	32.5	33.3%	24.3
11/08/2023 21:00:00	30.0	4	5	35	32.5	20.0%	27.0
11/08/2023 22:00:00	32.5	7	8	35	32.5	25.0%	24.0
11/08/2023 23:00:00	30.0	3	4	45	42.5	25.0%	29.5
12/08/2023 00:00:00	35.0	2	2	35	32.5	50.0%	29.5
12/08/2023 01:00:00	35.0	2	2	35	32.5	50.0%	27.0
12/08/2023 02:00:00	0.0	0	0	0	0.0	0.0%	0.0
12/08/2023 03:00:00	0.0	0	0	0	0.0	0.0%	0.0
12/08/2023 04:00:00	0.0	0	0	0	0.0	0.0%	0.0
12/08/2023 05:00:00	15.0	2	2	15	0.0	0.0%	9.5
12/08/2023 06:00:00	0.0	0	0	0	0.0	0.0%	0.0
12/08/2023 07:00:00	30.0	4	5	40	37.5	20.0%	25.0
12/08/2023 08:00:00	28.3	6	7	30	0.0	0.0%	23.4
12/08/2023 09:00:00	33.0	10	12	35	32.5	41.7%	26.3
12/08/2023 10:00:00	35.0	8	9	40	35.0	22.2%	24.9
12/08/2023 11:00:00	30.0	13	15	35	32.5	13.3%	22.5
12/08/2023 12:00:00	33.3	14	16	45	35.0	25.0%	25.6
12/08/2023 13:00:00	29.1	15	18	35	32.5	5.6%	24.7
12/08/2023 14:00:00	32.5	10	12	55	39.2	25.0%	28.4
12/08/2023 15:00:00	33.3	12	14	40	33.8	28.6%	26.4
12/08/2023 16:00:00	30.0	14	17	35	32.5	17.6%	24.1
12/08/2023 17:00:00	29.0	12	14	40	37.5	7.1%	20.6
12/08/2023 18:00:00	32.5	8	10	45	35.8	30.0%	27.7
12/08/2023 19:00:00	32.5	8	9	35	32.5	22.2%	23.1
12/08/2023 20:00:00	25.0	3	4	35	32.5	25.0%	24.8
12/08/2023 21:00:00	35.0	3	3	35	32.5	33.3%	27.0
12/08/2023 22:00:00	25.0	5	6	30	0.0	0.0%	18.8
12/08/2023 23:00:00	30.0	2	2	30	0.0	0.0%	24.5
13/08/2023 00:00:00	30.0	1	1	30	0.0	0.0%	27.0
13/08/2023 01:00:00	35.0	1	1	35	32.5	100.0%	32.0
13/08/2023 02:00:00	28.8	7	8	30	0.0	0.0%	24.8
13/08/2023 03:00:00	32.5	5	6	35	32.5	33.3%	27.0
13/08/2023 04:00:00	40.0	2	2	40	37.5	50.0%	32.0
13/08/2023 05:00:00	15.0	2	2	15	0.0	0.0%	9.5

Incoming Summary
Tivetshall

from Tue-Aug-01-2023-12-00-PM to Tue-Aug-29-2023-06-59-AM

13/08/2023 06:00:00	0.0	0	0	0	0.0	0.0%	0.0
13/08/2023 07:00:00	35.0	1	1	35	32.5	100.0%	32.0
13/08/2023 08:00:00	35.0	3	3	35	32.5	33.3%	25.3
13/08/2023 09:00:00	35.0	7	8	40	34.2	37.5%	27.6
13/08/2023 10:00:00	28.3	4	5	30	0.0	0.0%	25.0
13/08/2023 11:00:00	28.3	14	17	45	42.5	5.9%	20.3
13/08/2023 12:00:00	45.0	7	8	55	40.0	50.0%	32.6
13/08/2023 13:00:00	28.3	8	9	30	0.0	0.0%	22.7
13/08/2023 14:00:00	33.8	17	20	40	33.1	45.0%	27.8
13/08/2023 15:00:00	29.4	8	10	35	32.5	10.0%	27.2
13/08/2023 16:00:00	30.0	8	10	40	35.0	20.0%	25.7
13/08/2023 17:00:00	37.5	8	9	40	37.5	22.2%	25.4
13/08/2023 18:00:00	30.0	8	9	40	37.5	11.1%	23.2
13/08/2023 19:00:00	32.5	5	6	35	32.5	33.3%	27.0
13/08/2023 20:00:00	30.0	8	10	40	35.0	20.0%	22.0
13/08/2023 21:00:00	30.0	2	2	30	0.0	0.0%	24.5
13/08/2023 22:00:00	33.8	4	5	35	32.5	80.0%	31.0
13/08/2023 23:00:00	35.0	1	1	35	32.5	100.0%	32.0
14/08/2023 00:00:00	35.0	1	1	35	32.5	100.0%	32.0
14/08/2023 01:00:00	0.0	0	0	0	0.0	0.0%	0.0
14/08/2023 02:00:00	0.0	0	0	0	0.0	0.0%	0.0
14/08/2023 03:00:00	35.0	3	3	35	32.5	33.3%	20.3
14/08/2023 04:00:00	0.0	0	0	0	0.0	0.0%	0.0
14/08/2023 05:00:00	25.0	4	5	35	32.5	20.0%	18.0
14/08/2023 06:00:00	30.0	1	1	30	0.0	0.0%	27.0
14/08/2023 07:00:00	35.0	6	7	40	34.2	42.9%	29.1
14/08/2023 08:00:00	30.0	7	8	40	37.5	12.5%	26.4
14/08/2023 09:00:00	35.0	13	15	45	35.0	40.0%	29.1
14/08/2023 10:00:00	32.0	19	22	35	32.5	22.7%	28.0
14/08/2023 11:00:00	29.3	20	24	35	32.5	8.3%	24.9
14/08/2023 12:00:00	29.7	24	28	35	32.5	10.7%	24.6
14/08/2023 13:00:00	32.0	23	27	40	33.3	22.2%	26.3
14/08/2023 14:00:00	29.0	10	12	30	0.0	0.0%	25.7
14/08/2023 15:00:00	37.5	12	14	55	37.5	42.9%	28.9
14/08/2023 16:00:00	30.0	12	14	35	32.5	14.3%	24.3
14/08/2023 17:00:00	31.7	8	10	35	32.5	30.0%	27.1
14/08/2023 18:00:00	31.7	10	12	35	32.5	25.0%	21.2
14/08/2023 19:00:00	30.0	10	12	45	37.5	16.7%	23.3
14/08/2023 20:00:00	35.0	3	3	35	32.5	66.7%	28.7
14/08/2023 21:00:00	35.0	1	1	35	32.5	100.0%	32.0
14/08/2023 22:00:00	30.0	1	1	30	0.0	0.0%	27.0
14/08/2023 23:00:00	0.0	0	0	0	0.0	0.0%	0.0
15/08/2023 00:00:00	0.0	0	0	0	0.0	0.0%	0.0
15/08/2023 01:00:00	0.0	0	0	0	0.0	0.0%	0.0
15/08/2023 02:00:00	0.0	0	0	0	0.0	0.0%	0.0
15/08/2023 03:00:00	0.0	0	0	0	0.0	0.0%	0.0
15/08/2023 04:00:00	25.0	1	1	25	0.0	0.0%	22.0

15/08/2023 05:00:00	0.0	0	0	0	0.0	0.0%	0.0
15/08/2023 06:00:00	40.0	3	3	40	37.5	33.3%	28.7
15/08/2023 07:00:00	35.0	8	9	40	35.0	22.2%	25.3
15/08/2023 08:00:00	30.0	7	8	40	37.5	12.5%	25.3
15/08/2023 09:00:00	30.0	6	7	40	37.5	14.3%	22.0
15/08/2023 10:00:00	33.0	13	15	35	32.5	33.3%	27.9
15/08/2023 11:00:00	31.7	13	15	35	32.5	20.0%	23.8
15/08/2023 12:00:00	30.0	20	23	45	37.5	13.0%	21.3
15/08/2023 13:00:00	29.4	20	23	40	35.0	8.7%	23.5
15/08/2023 14:00:00	28.0	10	12	30	0.0	0.0%	21.8
15/08/2023 15:00:00	36.7	13	15	40	36.3	26.7%	26.1
15/08/2023 16:00:00	30.0	4	5	35	32.5	20.0%	27.0
15/08/2023 17:00:00	30.0	12	14	35	32.5	14.3%	26.9
15/08/2023 18:00:00	29.4	11	13	35	32.5	7.7%	25.6
15/08/2023 19:00:00	28.0	8	10	30	0.0	0.0%	20.2
15/08/2023 20:00:00	33.3	8	10	40	33.8	40.0%	27.0
15/08/2023 21:00:00	25.0	6	7	30	0.0	0.0%	20.9
15/08/2023 22:00:00	25.0	5	6	30	0.0	0.0%	17.2
15/08/2023 23:00:00	30.0	2	2	30	0.0	0.0%	27.0
16/08/2023 00:00:00	25.0	1	1	25	0.0	0.0%	22.0
16/08/2023 01:00:00	0.0	0	0	0	0.0	0.0%	0.0
16/08/2023 02:00:00	0.0	0	0	0	0.0	0.0%	0.0
16/08/2023 03:00:00	30.0	1	1	30	0.0	0.0%	27.0
16/08/2023 04:00:00	25.0	1	1	25	0.0	0.0%	22.0
16/08/2023 05:00:00	10.0	1	1	10	0.0	0.0%	7.0
16/08/2023 06:00:00	35.0	4	5	40	35.0	40.0%	29.0
16/08/2023 07:00:00	32.5	7	8	35	32.5	25.0%	27.0
16/08/2023 08:00:00	38.3	6	7	40	37.5	42.9%	30.9
16/08/2023 09:00:00	32.5	11	13	40	34.2	23.1%	24.4
16/08/2023 10:00:00	32.5	11	13	35	32.5	30.8%	26.4
16/08/2023 11:00:00	32.5	10	12	35	32.5	33.3%	25.0
16/08/2023 12:00:00	30.0	16	19	35	32.5	15.8%	21.6
16/08/2023 13:00:00	29.4	14	16	35	32.5	6.3%	25.3
16/08/2023 14:00:00	30.0	14	17	40	34.2	17.6%	24.4
16/08/2023 15:00:00	28.3	8	10	50	47.5	10.0%	25.6
16/08/2023 16:00:00	33.8	20	23	40	34.2	26.1%	25.0
16/08/2023 17:00:00	29.0	19	22	40	37.5	4.5%	22.4
16/08/2023 18:00:00	29.2	9	11	35	32.5	9.1%	25.9
16/08/2023 19:00:00	33.3	8	10	40	33.8	40.0%	26.7
16/08/2023 20:00:00	35.0	3	3	35	32.5	33.3%	28.7
16/08/2023 21:00:00	37.5	7	8	40	35.0	50.0%	29.5
16/08/2023 22:00:00	20.0	1	1	20	0.0	0.0%	17.0
16/08/2023 23:00:00	25.0	1	1	25	0.0	0.0%	22.0
17/08/2023 00:00:00	0.0	0	0	0	0.0	0.0%	0.0
17/08/2023 01:00:00	0.0	0	0	0	0.0	0.0%	0.0
17/08/2023 02:00:00	0.0	0	0	0	0.0	0.0%	0.0
17/08/2023 03:00:00	0.0	0	0	0	0.0	0.0%	0.0

17/08/2023 04:00:00	0.0	0	0	0	0.0	0.0%	0.0
17/08/2023 05:00:00	25.0	3	4	30	0.0	0.0%	17.0
17/08/2023 06:00:00	30.0	2	2	30	0.0	0.0%	24.5
17/08/2023 07:00:00	40.0	7	8	45	36.5	62.5%	31.4
17/08/2023 08:00:00	33.3	12	14	40	33.8	28.6%	27.5
17/08/2023 09:00:00	33.3	11	13	35	32.5	46.2%	27.5
17/08/2023 10:00:00	33.3	13	15	35	32.5	40.0%	26.2
17/08/2023 11:00:00	31.2	18	21	35	32.5	19.0%	25.7
17/08/2023 12:00:00	30.0	9	11	35	32.5	18.2%	24.7
17/08/2023 13:00:00	31.7	15	18	40	33.8	22.2%	24.8
17/08/2023 14:00:00	26.7	11	13	30	0.0	0.0%	19.1
17/08/2023 15:00:00	31.7	15	18	40	33.8	22.2%	23.3
17/08/2023 16:00:00	32.5	10	12	35	32.5	33.3%	25.4
17/08/2023 17:00:00	32.5	13	15	35	32.5	26.7%	26.1
17/08/2023 18:00:00	30.0	8	10	35	32.5	20.0%	26.2
17/08/2023 19:00:00	31.7	10	12	35	32.5	25.0%	25.3
17/08/2023 20:00:00	30.0	10	12	35	32.5	16.7%	26.8
17/08/2023 21:00:00	30.0	3	4	40	37.5	25.0%	29.5
17/08/2023 22:00:00	35.0	3	3	35	32.5	66.7%	30.3
17/08/2023 23:00:00	35.0	2	2	35	32.5	50.0%	29.5
18/08/2023 00:00:00	0.0	0	0	0	0.0	0.0%	0.0
18/08/2023 01:00:00	0.0	0	0	0	0.0	0.0%	0.0
18/08/2023 02:00:00	0.0	0	0	0	0.0	0.0%	0.0
18/08/2023 03:00:00	0.0	0	0	0	0.0	0.0%	0.0
18/08/2023 04:00:00	25.0	1	1	25	0.0	0.0%	22.0
18/08/2023 05:00:00	10.0	1	1	10	0.0	0.0%	7.0
18/08/2023 06:00:00	30.0	3	3	30	0.0	0.0%	25.3
18/08/2023 07:00:00	37.5	6	7	40	35.0	57.1%	30.6
18/08/2023 08:00:00	30.0	4	5	40	37.5	20.0%	28.0
18/08/2023 09:00:00	29.3	11	13	40	37.5	7.7%	24.5
18/08/2023 10:00:00	30.0	19	22	35	32.5	13.6%	25.2
18/08/2023 11:00:00	29.2	14	16	40	37.5	6.3%	23.4
18/08/2023 12:00:00	35.0	15	18	40	34.4	44.4%	28.3
18/08/2023 13:00:00	31.2	19	22	35	32.5	18.2%	21.8
18/08/2023 14:00:00	30.0	8	10	40	35.0	20.0%	27.7
18/08/2023 15:00:00	31.7	13	15	35	32.5	20.0%	24.5
18/08/2023 16:00:00	35.0	8	9	45	37.5	22.2%	27.1
18/08/2023 17:00:00	33.0	11	13	35	32.5	38.5%	25.9
18/08/2023 18:00:00	29.4	13	15	45	42.5	6.7%	24.6
18/08/2023 19:00:00	30.0	11	13	35	32.5	15.4%	25.2
18/08/2023 20:00:00	32.5	4	5	35	32.5	40.0%	28.0
18/08/2023 21:00:00	30.0	6	7	40	37.5	14.3%	27.1
18/08/2023 22:00:00	30.0	2	2	30	0.0	0.0%	27.0
18/08/2023 23:00:00	0.0	0	0	0	0.0	0.0%	0.0
19/08/2023 00:00:00	35.0	1	1	35	32.5	100.0%	32.0
19/08/2023 01:00:00	10.0	3	3	10	0.0	0.0%	7.3
19/08/2023 02:00:00	0.0	0	0	0	0.0	0.0%	0.0

19/08/2023 03:00:00	0.0	0	0	0	0.0	0.0%	0.0
19/08/2023 04:00:00	0.0	0	0	0	0.0	0.0%	0.0
19/08/2023 05:00:00	30.0	2	2	30	0.0	0.0%	19.5
19/08/2023 06:00:00	40.0	2	2	40	37.5	50.0%	22.0
19/08/2023 07:00:00	25.0	2	2	25	0.0	0.0%	17.0
19/08/2023 08:00:00	30.0	4	5	35	32.5	20.0%	28.0
19/08/2023 09:00:00	33.8	14	16	45	34.5	31.3%	26.4
19/08/2023 10:00:00	33.3	13	15	45	35.0	26.7%	25.7
19/08/2023 11:00:00	32.5	13	15	40	34.2	20.0%	25.1
19/08/2023 12:00:00	30.0	17	20	45	35.8	15.0%	24.8
19/08/2023 13:00:00	26.7	22	26	35	32.5	7.7%	17.6
19/08/2023 14:00:00	30.0	8	9	35	32.5	11.1%	24.9
19/08/2023 15:00:00	33.0	12	14	35	32.5	35.7%	27.1
19/08/2023 16:00:00	23.3	17	20	35	32.5	5.0%	14.8
19/08/2023 17:00:00	32.5	7	8	35	32.5	25.0%	25.3
19/08/2023 18:00:00	35.0	14	16	40	35.8	18.8%	24.3
19/08/2023 19:00:00	29.6	15	18	40	35.0	11.1%	26.6
19/08/2023 20:00:00	30.0	6	7	35	32.5	14.3%	21.3
19/08/2023 21:00:00	30.0	6	7	35	32.5	14.3%	26.4
19/08/2023 22:00:00	35.0	2	2	35	32.5	50.0%	27.0
19/08/2023 23:00:00	35.0	1	1	35	32.5	100.0%	32.0
20/08/2023 00:00:00	10.0	1	1	10	0.0	0.0%	7.0
20/08/2023 01:00:00	30.0	1	1	30	0.0	0.0%	27.0
20/08/2023 02:00:00	0.0	0	0	0	0.0	0.0%	0.0
20/08/2023 03:00:00	0.0	0	0	0	0.0	0.0%	0.0
20/08/2023 04:00:00	0.0	0	0	0	0.0	0.0%	0.0
20/08/2023 05:00:00	30.0	3	3	30	0.0	0.0%	15.3
20/08/2023 06:00:00	40.0	1	1	40	37.5	100.0%	37.0
20/08/2023 07:00:00	35.0	1	1	35	32.5	100.0%	32.0
20/08/2023 08:00:00	35.0	2	2	35	32.5	50.0%	27.0
20/08/2023 09:00:00	29.3	8	10	35	32.5	10.0%	26.2
20/08/2023 10:00:00	35.0	4	5	40	35.0	40.0%	26.0
20/08/2023 11:00:00	30.0	11	13	55	42.5	15.4%	22.5
20/08/2023 12:00:00	30.0	8	9	35	32.5	11.1%	23.2
20/08/2023 13:00:00	35.0	2	2	35	32.5	50.0%	29.5
20/08/2023 14:00:00	30.0	5	6	35	32.5	16.7%	25.3
20/08/2023 15:00:00	30.0	10	12	40	35.0	16.7%	24.6
20/08/2023 16:00:00	28.3	4	5	30	0.0	0.0%	24.0
20/08/2023 17:00:00	28.0	12	14	30	0.0	0.0%	21.1
20/08/2023 18:00:00	30.0	8	9	35	32.5	11.1%	24.8
20/08/2023 19:00:00	30.0	5	6	40	37.5	16.7%	26.2
20/08/2023 20:00:00	25.0	3	4	35	32.5	25.0%	22.0
20/08/2023 21:00:00	35.0	4	5	40	35.0	40.0%	30.0
20/08/2023 22:00:00	35.0	1	1	35	32.5	100.0%	32.0
20/08/2023 23:00:00	30.0	1	1	30	0.0	0.0%	27.0
21/08/2023 00:00:00	0.0	0	0	0	0.0	0.0%	0.0
21/08/2023 01:00:00	0.0	0	0	0	0.0	0.0%	0.0

21/08/2023 02:00:00	0.0	0	0	0	0.0	0.0%	0.0
21/08/2023 03:00:00	20.0	1	1	20	0.0	0.0%	17.0
21/08/2023 04:00:00	0.0	0	0	0	0.0	0.0%	0.0
21/08/2023 05:00:00	20.0	3	3	20	0.0	0.0%	14.0
21/08/2023 06:00:00	30.0	1	1	30	0.0	0.0%	27.0
21/08/2023 07:00:00	29.0	6	7	30	0.0	0.0%	22.9
21/08/2023 08:00:00	37.5	6	7	40	35.8	42.9%	30.0
21/08/2023 09:00:00	35.0	8	9	40	34.2	33.3%	28.1
21/08/2023 10:00:00	33.0	17	20	50	35.0	30.0%	27.2
21/08/2023 11:00:00	31.7	14	17	45	35.0	23.5%	25.5
21/08/2023 12:00:00	28.3	10	12	35	32.5	8.3%	23.8
21/08/2023 13:00:00	28.0	17	20	35	32.5	5.0%	21.4
21/08/2023 14:00:00	32.5	12	14	35	32.5	28.6%	26.1
21/08/2023 15:00:00	32.5	12	14	40	34.2	21.4%	23.5
21/08/2023 16:00:00	33.3	11	13	40	33.8	30.8%	25.9
21/08/2023 17:00:00	29.0	18	21	45	40.0	9.5%	21.8
21/08/2023 18:00:00	35.0	11	13	45	35.5	38.5%	27.1
21/08/2023 19:00:00	33.8	8	10	40	33.5	50.0%	29.6
21/08/2023 20:00:00	30.0	20	24	35	32.5	16.7%	25.2
21/08/2023 21:00:00	30.0	8	9	35	32.5	11.1%	23.8
21/08/2023 22:00:00	33.8	9	11	40	33.5	45.5%	27.6
21/08/2023 23:00:00	32.5	3	4	35	32.5	50.0%	28.3
22/08/2023 00:00:00	0.0	0	0	0	0.0	0.0%	0.0
22/08/2023 01:00:00	0.0	0	0	0	0.0	0.0%	0.0
22/08/2023 02:00:00	0.0	0	0	0	0.0	0.0%	0.0
22/08/2023 03:00:00	30.0	1	1	30	0.0	0.0%	27.0
22/08/2023 04:00:00	0.0	0	0	0	0.0	0.0%	0.0
22/08/2023 05:00:00	20.0	1	1	20	0.0	0.0%	17.0
22/08/2023 06:00:00	25.0	3	4	30	0.0	0.0%	21.0
22/08/2023 07:00:00	32.5	7	8	35	32.5	25.0%	24.5
22/08/2023 08:00:00	30.0	12	14	60	45.0	14.3%	24.6
22/08/2023 09:00:00	34.2	20	23	40	33.8	34.8%	26.4
22/08/2023 10:00:00	29.4	17	20	35	32.5	10.0%	22.4
22/08/2023 11:00:00	29.0	19	22	40	35.0	9.1%	21.8
22/08/2023 12:00:00	26.7	10	12	30	0.0	0.0%	19.8
22/08/2023 13:00:00	30.0	11	13	40	35.0	15.4%	20.2
22/08/2023 14:00:00	28.8	10	12	40	37.5	8.3%	22.8
22/08/2023 15:00:00	30.0	7	8	35	32.5	12.5%	23.3
22/08/2023 16:00:00	32.5	11	13	55	39.2	23.1%	24.2
22/08/2023 17:00:00	33.6	28	33	40	34.0	30.3%	25.5
22/08/2023 18:00:00	33.8	12	14	40	33.5	35.7%	27.5
22/08/2023 19:00:00	30.0	8	10	35	32.5	20.0%	23.5
22/08/2023 20:00:00	30.0	10	12	35	32.5	16.7%	25.8
22/08/2023 21:00:00	30.0	5	6	40	37.5	16.7%	25.3
22/08/2023 22:00:00	28.8	7	8	30	0.0	0.0%	22.1
22/08/2023 23:00:00	45.0	2	2	45	42.5	50.0%	32.0
23/08/2023 00:00:00	40.0	1	1	40	37.5	100.0%	37.0

23/08/2023 01:00:00	0.0	0	0	0	0.0	0.0%	0.0
23/08/2023 02:00:00	0.0	0	0	0	0.0	0.0%	0.0
23/08/2023 03:00:00	0.0	0	0	0	0.0	0.0%	0.0
23/08/2023 04:00:00	0.0	0	0	0	0.0	0.0%	0.0
23/08/2023 05:00:00	25.0	1	1	25	0.0	0.0%	22.0
23/08/2023 06:00:00	30.0	4	5	35	32.5	20.0%	25.0
23/08/2023 07:00:00	35.0	3	3	35	32.5	33.3%	22.0
23/08/2023 08:00:00	32.5	9	11	40	34.2	27.3%	26.3
23/08/2023 09:00:00	33.8	16	19	40	34.2	31.6%	26.4
23/08/2023 10:00:00	33.9	17	20	40	33.0	50.0%	28.4
23/08/2023 11:00:00	30.0	14	16	40	35.0	12.5%	22.8
23/08/2023 12:00:00	30.0	20	23	40	34.2	13.0%	22.1
23/08/2023 13:00:00	27.5	8	10	30	0.0	0.0%	18.3
23/08/2023 14:00:00	32.5	8	9	35	32.5	22.2%	18.7
23/08/2023 15:00:00	28.6	8	10	30	0.0	0.0%	25.7
23/08/2023 16:00:00	30.0	8	9	35	32.5	11.1%	24.8
23/08/2023 17:00:00	37.5	12	14	45	35.8	42.9%	29.1
23/08/2023 18:00:00	35.0	7	8	40	34.2	37.5%	27.6
23/08/2023 19:00:00	35.0	12	14	40	35.0	28.6%	25.2
23/08/2023 20:00:00	25.0	4	5	35	32.5	20.0%	23.2
23/08/2023 21:00:00	28.3	4	5	30	0.0	0.0%	23.0
23/08/2023 22:00:00	40.0	1	1	40	37.5	100.0%	37.0
23/08/2023 23:00:00	25.0	1	1	25	0.0	0.0%	22.0
24/08/2023 00:00:00	35.0	1	1	35	32.5	100.0%	32.0
24/08/2023 01:00:00	0.0	0	0	0	0.0	0.0%	0.0
24/08/2023 02:00:00	50.0	1	1	50	47.5	100.0%	47.0
24/08/2023 03:00:00	0.0	0	0	0	0.0	0.0%	0.0
24/08/2023 04:00:00	0.0	0	0	0	0.0	0.0%	0.0
24/08/2023 05:00:00	0.0	0	0	0	0.0	0.0%	0.0
24/08/2023 06:00:00	30.0	3	3	30	0.0	0.0%	22.0
24/08/2023 07:00:00	28.8	5	6	30	0.0	0.0%	24.5
24/08/2023 08:00:00	35.0	11	13	40	35.8	23.1%	27.6
24/08/2023 09:00:00	33.8	14	16	40	33.5	31.3%	27.7
24/08/2023 10:00:00	31.7	14	16	35	32.5	18.8%	22.1
24/08/2023 11:00:00	32.5	12	14	45	35.8	21.4%	24.9
24/08/2023 12:00:00	35.0	11	13	40	35.0	30.8%	27.8
24/08/2023 13:00:00	27.5	10	12	35	32.5	8.3%	19.6
24/08/2023 14:00:00	35.0	8	10	40	35.8	30.0%	24.5
24/08/2023 15:00:00	30.0	9	11	55	42.5	18.2%	27.1
24/08/2023 16:00:00	30.0	6	7	35	32.5	14.3%	24.1
24/08/2023 17:00:00	36.7	10	12	40	35.5	41.7%	29.2
24/08/2023 18:00:00	30.0	13	15	40	37.5	13.3%	24.1
24/08/2023 19:00:00	32.5	9	11	40	34.2	27.3%	24.4
24/08/2023 20:00:00	10.5	99	116	35	32.5	0.9%	9.1
24/08/2023 21:00:00	30.0	3	4	35	32.5	25.0%	25.8
24/08/2023 22:00:00	35.0	2	2	35	32.5	50.0%	29.5
24/08/2023 23:00:00	25.0	1	1	25	0.0	0.0%	22.0

25/08/2023 00:00:00	35.0	1	1	35	32.5	100.0%	32.0
25/08/2023 01:00:00	0.0	0	0	0	0.0	0.0%	0.0
25/08/2023 02:00:00	0.0	0	0	0	0.0	0.0%	0.0
25/08/2023 03:00:00	0.0	0	0	0	0.0	0.0%	0.0
25/08/2023 04:00:00	0.0	0	0	0	0.0	0.0%	0.0
25/08/2023 05:00:00	20.0	1	1	20	0.0	0.0%	17.0
25/08/2023 06:00:00	45.0	3	3	45	42.5	33.3%	32.0
25/08/2023 07:00:00	30.0	4	5	35	32.5	20.0%	23.0
25/08/2023 08:00:00	37.5	12	14	45	35.0	57.1%	30.1
25/08/2023 09:00:00	35.0	13	15	40	34.5	33.3%	28.2
25/08/2023 10:00:00	34.0	20	23	40	33.9	30.4%	27.0
25/08/2023 11:00:00	30.0	14	17	35	32.5	17.6%	25.1
25/08/2023 12:00:00	30.0	14	17	35	32.5	17.6%	26.2
25/08/2023 13:00:00	29.3	18	21	40	35.0	9.5%	22.0
25/08/2023 14:00:00	29.0	11	13	40	37.5	7.7%	22.8
25/08/2023 15:00:00	35.0	12	14	40	34.5	35.7%	28.6
25/08/2023 16:00:00	30.0	3	4	35	32.5	25.0%	23.3
25/08/2023 17:00:00	30.0	8	10	35	32.5	20.0%	26.2
25/08/2023 18:00:00	34.0	9	11	40	33.3	54.5%	28.4
25/08/2023 19:00:00	30.0	9	11	40	35.0	18.2%	22.9
25/08/2023 20:00:00	29.2	10	12	35	32.5	8.3%	23.4
25/08/2023 21:00:00	40.0	3	4	55	45.0	50.0%	34.5
25/08/2023 22:00:00	30.0	1	1	30	0.0	0.0%	27.0
25/08/2023 23:00:00	0.0	0	0	0	0.0	0.0%	0.0
26/08/2023 00:00:00	40.0	1	1	40	37.5	100.0%	37.0
26/08/2023 01:00:00	35.0	1	1	35	32.5	100.0%	32.0
26/08/2023 02:00:00	30.0	1	1	30	0.0	0.0%	27.0
26/08/2023 03:00:00	0.0	0	0	0	0.0	0.0%	0.0
26/08/2023 04:00:00	0.0	0	0	0	0.0	0.0%	0.0
26/08/2023 05:00:00	0.0	0	0	0	0.0	0.0%	0.0
26/08/2023 06:00:00	35.0	1	1	35	32.5	100.0%	32.0
26/08/2023 07:00:00	30.0	4	5	35	32.5	20.0%	27.2
26/08/2023 08:00:00	32.5	5	6	35	32.5	33.3%	28.0
26/08/2023 09:00:00	28.8	5	6	30	0.0	0.0%	23.8
26/08/2023 10:00:00	29.4	12	14	35	32.5	7.1%	24.7
26/08/2023 11:00:00	33.3	18	21	45	33.9	33.3%	26.7
26/08/2023 12:00:00	29.4	22	26	40	34.2	11.5%	22.4
26/08/2023 13:00:00	29.2	17	20	35	32.5	10.0%	19.7
26/08/2023 14:00:00	29.3	14	17	40	35.0	11.8%	23.4
26/08/2023 15:00:00	29.2	14	17	40	35.0	11.8%	21.5
26/08/2023 16:00:00	29.0	10	12	35	32.5	8.3%	22.8
26/08/2023 17:00:00	35.0	7	8	45	37.5	25.0%	20.8
26/08/2023 18:00:00	30.0	8	9	40	37.5	11.1%	23.1
26/08/2023 19:00:00	30.0	5	6	35	32.5	16.7%	25.5
26/08/2023 20:00:00	25.0	9	11	35	32.5	9.1%	14.9
26/08/2023 21:00:00	28.3	7	8	30	0.0	0.0%	20.9
26/08/2023 22:00:00	10.0	1	1	10	0.0	0.0%	7.0

26/08/2023 23:00:00	30.0	1	1	30	0.0	0.0%	27.0
27/08/2023 00:00:00	0.0	0	0	0	0.0	0.0%	0.0
27/08/2023 01:00:00	35.0	2	2	35	32.5	100.0%	32.0
27/08/2023 02:00:00	0.0	0	0	0	0.0	0.0%	0.0
27/08/2023 03:00:00	0.0	0	0	0	0.0	0.0%	0.0
27/08/2023 04:00:00	0.0	0	0	0	0.0	0.0%	0.0
27/08/2023 05:00:00	0.0	0	0	0	0.0	0.0%	0.0
27/08/2023 06:00:00	0.0	0	0	0	0.0	0.0%	0.0
27/08/2023 07:00:00	35.0	1	1	35	32.5	100.0%	32.0
27/08/2023 08:00:00	30.0	3	3	30	0.0	0.0%	20.3
27/08/2023 09:00:00	30.0	4	5	35	32.5	20.0%	25.2
27/08/2023 10:00:00	30.0	7	8	35	32.5	12.5%	25.1
27/08/2023 11:00:00	32.5	10	12	40	34.2	25.0%	25.3
27/08/2023 12:00:00	28.3	9	11	30	0.0	0.0%	21.3
27/08/2023 13:00:00	30.0	16	19	35	32.5	15.8%	20.1
27/08/2023 14:00:00	28.8	7	8	30	0.0	0.0%	20.4
27/08/2023 15:00:00	31.2	19	22	35	32.5	18.2%	19.5
27/08/2023 16:00:00	9.4	71	84	35	32.5	1.2%	8.2
27/08/2023 17:00:00	15.0	36	42	40	35.0	4.8%	10.8
27/08/2023 18:00:00	9.5	223	262	35	32.5	0.4%	8.2
27/08/2023 19:00:00	30.0	6	7	35	32.5	14.3%	24.1
27/08/2023 20:00:00	30.0	7	8	40	37.5	12.5%	22.6
27/08/2023 21:00:00	27.5	4	5	30	0.0	0.0%	19.0
27/08/2023 22:00:00	25.0	1	1	25	0.0	0.0%	22.0
27/08/2023 23:00:00	20.0	1	1	20	0.0	0.0%	17.0
28/08/2023 00:00:00	0.0	0	0	0	0.0	0.0%	0.0
28/08/2023 01:00:00	0.0	0	0	0	0.0	0.0%	0.0
28/08/2023 02:00:00	0.0	0	0	0	0.0	0.0%	0.0
28/08/2023 03:00:00	0.0	0	0	0	0.0	0.0%	0.0
28/08/2023 04:00:00	35.0	1	1	35	32.5	100.0%	32.0
28/08/2023 05:00:00	35.0	2	2	35	32.5	50.0%	24.5
28/08/2023 06:00:00	0.0	0	0	0	0.0	0.0%	0.0
28/08/2023 07:00:00	35.0	2	2	35	32.5	50.0%	29.5
28/08/2023 08:00:00	0.0	0	0	0	0.0	0.0%	0.0
28/08/2023 09:00:00	40.0	6	7	45	40.0	28.6%	27.0
28/08/2023 10:00:00	29.0	14	17	40	35.0	11.8%	22.8
28/08/2023 11:00:00	30.0	8	9	35	32.5	11.1%	23.8
28/08/2023 12:00:00	28.3	10	12	35	32.5	8.3%	22.2
28/08/2023 13:00:00	30.0	12	14	40	35.0	14.3%	22.2
28/08/2023 14:00:00	32.5	7	8	35	32.5	25.0%	26.4
28/08/2023 15:00:00	27.5	9	11	35	32.5	9.1%	20.7
28/08/2023 16:00:00	35.0	5	6	40	35.0	33.3%	23.8
28/08/2023 17:00:00	31.7	8	10	35	32.5	30.0%	28.2
28/08/2023 18:00:00	30.0	8	9	35	32.5	11.1%	23.7
28/08/2023 19:00:00	32.5	3	4	35	32.5	50.0%	25.8
28/08/2023 20:00:00	28.3	3	4	30	0.0	0.0%	23.3
28/08/2023 21:00:00	40.0	8	9	50	39.2	33.3%	28.2

Incoming Summary
Tivetshall

from Tue-Aug-01-2023-12-00-PM to Tue-Aug-29-2023-06-59-AM

28/08/2023 22:00:00	35.0	1	1	35	32.5	100.0%	32.0
28/08/2023 23:00:00	0.0	0	0	0	0.0	0.0%	0.0
29/08/2023 00:00:00	35.0	1	1	35	32.5	100.0%	32.0
29/08/2023 01:00:00	0.0	0	0	0	0.0	0.0%	0.0
29/08/2023 02:00:00	25.0	1	1	25	0.0	0.0%	22.0
29/08/2023 03:00:00	0.0	0	0	0	0.0	0.0%	0.0
29/08/2023 04:00:00	0.0	0	0	0	0.0	0.0%	0.0
29/08/2023 05:00:00	0.0	0	0	0	0.0	0.0%	0.0
29/08/2023 06:00:00	45.0	1	1	45	42.5	100.0%	42.0
29/08/2023 07:00:00	30.0	4	5	35	32.5	20.0%	28.0

Day/Time Ending	85th pctl (MPH)	85th pctl cnts	Total Cnts	Max Speed	Avg Speeder	% Speeders	Avg Speed
02/08/2023 00:00:00	31.8	94	110	40	33.2	20.9%	25.5
03/08/2023 00:00:00	31.1	187	220	50	34.0	18.2%	23.3
04/08/2023 00:00:00	31.2	190	223	45	34.3	17.9%	22.2
05/08/2023 00:00:00	29.0	292	343	45	34.4	11.4%	16.3
06/08/2023 00:00:00	30.3	169	199	50	34.9	15.6%	19.7
07/08/2023 00:00:00	29.9	157	185	45	34.2	14.6%	19.5
08/08/2023 00:00:00	31.8	164	193	45	34.3	20.2%	25.3
09/08/2023 00:00:00	32.4	168	198	55	34.7	23.2%	25.0
10/08/2023 00:00:00	30.8	161	189	50	35.1	16.4%	23.9
11/08/2023 00:00:00	32.6	166	195	45	34.2	23.6%	25.1
12/08/2023 00:00:00	31.5	161	189	60	34.7	19.6%	25.3
13/08/2023 00:00:00	31.3	151	178	55	34.3	19.1%	24.5
14/08/2023 00:00:00	32.9	130	153	55	34.6	25.5%	25.6
15/08/2023 00:00:00	31.8	186	219	55	34.0	21.5%	25.8
16/08/2023 00:00:00	30.0	169	199	45	34.5	15.1%	24.1
17/08/2023 00:00:00	32.2	172	202	50	34.2	21.3%	25.1
18/08/2023 00:00:00	32.4	176	207	45	33.2	26.1%	25.5
19/08/2023 00:00:00	31.9	168	198	45	34.2	20.7%	25.4
20/08/2023 00:00:00	31.0	178	209	45	34.0	17.7%	23.0
21/08/2023 00:00:00	31.2	94	110	55	34.9	17.3%	24.4
22/08/2023 00:00:00	32.4	196	230	50	34.2	23.0%	25.1
23/08/2023 00:00:00	31.5	201	237	60	34.9	19.0%	24.0
24/08/2023 00:00:00	32.7	157	185	45	34.1	24.3%	24.8
25/08/2023 00:00:00	29.8	241	284	55	35.3	14.1%	18.8
26/08/2023 00:00:00	33.1	167	197	55	34.7	25.9%	26.0
27/08/2023 00:00:00	29.9	162	191	45	33.9	14.7%	22.8
28/08/2023 00:00:00	23.5	426	501	40	33.2	4.2%	11.5
29/08/2023 00:00:00	32.0	108	127	50	34.4	21.3%	24.4
29/08/2023 06:59:59	35.0	6	7	45	37.5	28.6%	29.1

Incoming Weekly Counts
Tivetshall

from Tue-Aug-01-2023-12-00-PM to Tue-Aug-29-2023-06-59-AM

	31/07/2023	to	06/08/2023							
	Monday	Tuesday	Wednesday	Thursday	Friday	Saturday	Sunday	Week	Weekend	Week Day 85%
Hour	31/07/2023	01/08/2023	02/08/2023	03/08/2023	04/08/2023	05/08/2023	06/08/2023	Day Avg	Avg	Avg Speed
0 - 1	*	*	1	9	0	0	2	3.33	1	22.2
1 - 2	*	*	0	0	0	0	0	0	0	0
2 - 3	*	*	1	0	2	0	16	1	8	35
3 - 4	*	*	0	1	0	0	1	0.33	0.5	35
4 - 5	*	*	1	1	3	2	2	1.67	2	20
5 - 6	*	*	6	3	2	2	6	3.67	4	30
6 - 7	*	*	6	9	8	2	1	7.67	1.5	34.43
7 - 8	*	*	10	35	12	5	6	19	5.5	32.23
8 - 9	*	*	12	17	14	11	3	14.33	7	32.9
9 - 10	*	*	21	17	25	8	11	21	9.5	29.73
10 - 11	*	*	13	24	14	17	30	17	23.5	31.87
11 - 12	*	*	16	13	20	24	20	16.33	22	31.6
12 - 13	*	4	30	11	16	12	11	15.25	11.5	29.38
13 - 14	*	12	18	11	9	12	7	12.5	9.5	32.42
14 - 15	*	12	13	13	7	9	16	11.25	12.5	28.98
15 - 16	*	14	10	14	38	3	20	19	11.5	30.2
16 - 17	*	21	5	9	143	4	11	44.5	7.5	25.05
17 - 18	*	9	9	12	7	13	8	9.25	10.5	32.2
18 - 19	*	9	7	8	5	6	6	7.25	6	31.25
19 - 20	*	15	13	9	7	9	5	11	7	30.8
20 - 21	*	10	2	5	5	20	3	5.5	11.5	34.08
21 - 22	*	3	2	1	1	36	0	1.75	18	28.75
22 - 23	*	1	2	1	4	3	0	2	1.5	33.75
23 - 24	*	0	22	0	1	1	0	5.75	0.5	17.15
Totals	0	110	220	223	343	199	185			
% of Total	0%	8.59%	17.19%	17.42%	26.8%	15.55%	14.45%			

Incoming Weekly Counts
Tivetshall

from Tue-Aug-01-2023-12-00-PM to Tue-Aug-29-2023-06-59-AM

	07/08/2023	to	13/08/2023							
	Monday	Tuesday	Wednesday	Thursday	Friday	Saturday	Sunday	Week	Weekend	Week Day 85%
Hour	07/08/2023	08/08/2023	09/08/2023	10/08/2023	11/08/2023	12/08/2023	13/08/2023	Day Avg	Avg	Avg Speed
0 - 1	0	0	0	0	1	2	1	0.2	1.5	30
1 - 2	0	0	0	0	0	0	8	0	4	0
2 - 3	0	0	1	0	1	0	6	0.4	3	32.5
3 - 4	1	0	0	0	0	0	2	0.2	1	35
4 - 5	2	3	2	1	2	2	2	2	2	26
5 - 6	1	1	0	2	0	0	0	0.8	0	35
6 - 7	8	9	9	8	8	5	1	8.4	3	35.5
7 - 8	10	12	9	10	9	7	3	10	5	31.26
8 - 9	14	15	14	16	14	12	8	14.6	10	30.66
9 - 10	18	8	13	21	18	9	5	15.6	7	31.84
10 - 11	16	15	12	5	22	15	17	14	16	33.66
11 - 12	15	26	26	11	17	16	8	19	12	31.04
12 - 13	24	16	12	17	5	18	9	14.8	13.5	29.86
13 - 14	13	14	17	8	9	12	20	12.2	16	31
14 - 15	9	10	9	22	16	14	10	13.2	12	31.2
15 - 16	14	16	14	12	17	17	10	14.6	13.5	30.8
16 - 17	8	15	8	9	3	14	9	8.6	11.5	31.46
17 - 18	8	5	14	13	9	10	9	9.8	9.5	32.5
18 - 19	6	6	10	19	7	9	6	9.6	7.5	32.5
19 - 20	9	16	8	7	12	4	10	10.4	7	34.5
20 - 21	10	3	8	8	5	3	2	6.8	2.5	28.16
21 - 22	3	6	2	2	8	6	5	4.2	5.5	31
22 - 23	1	1	1	4	4	2	1	2.2	1.5	29.5
23 - 24	3	1	0	0	2	1	1	1.2	1	30
Totals	193	198	189	195	189	178	153			
% of Total	14.9%	15.29%	14.59%	15.06%	14.59%	13.75%	11.81%			

Incoming Weekly Counts
Tivetshall

from Tue-Aug-01-2023-12-00-PM to Tue-Aug-29-2023-06-59-AM

	14/08/2023	to	20/08/2023							
	Monday	Tuesday	Wednesday	Thursday	Friday	Saturday	Sunday	Week	Weekend	Week Day 85%
Hour	14/08/2023	15/08/2023	16/08/2023	17/08/2023	18/08/2023	19/08/2023	20/08/2023	Day Avg	Avg	Avg Speed
0 - 1	0	0	0	0	0	3	1	0	2	0
1 - 2	0	0	0	0	0	0	0	0	0	0
2 - 3	3	0	1	0	0	0	0	0.8	0	32.5
3 - 4	0	1	1	0	1	0	0	0.6	0	25
4 - 5	5	0	1	4	1	2	3	2.2	2.5	17.5
5 - 6	1	3	5	2	3	2	1	2.8	1.5	33
6 - 7	7	9	8	8	7	2	1	7.8	1.5	36
7 - 8	8	8	7	14	5	5	2	8.4	3.5	32.32
8 - 9	15	7	13	13	13	16	10	12.2	13	32.02
9 - 10	22	15	13	15	22	15	5	17.4	10	32.16
10 - 11	24	15	12	21	16	15	13	17.6	14	30.78
11 - 12	28	23	19	11	18	20	9	19.8	14.5	30.94
12 - 13	27	23	16	18	22	26	2	21.2	14	30.74
13 - 14	12	12	17	13	10	9	6	12.8	7.5	28.74
14 - 15	14	15	10	18	15	14	12	14.4	13	33.18
15 - 16	14	5	23	12	9	20	5	12.6	12.5	32.26
16 - 17	10	14	22	15	13	8	14	14.8	11	31.24
17 - 18	12	13	11	10	15	16	9	12.2	12.5	29.94
18 - 19	12	10	10	12	13	18	6	11.4	12	30.6
19 - 20	3	10	3	12	5	7	4	6.6	5.5	33.16
20 - 21	1	7	8	4	7	7	5	5.4	6	31.5
21 - 22	1	6	1	3	2	2	1	2.6	1.5	28
22 - 23	0	2	1	2	0	1	1	1	1	30
23 - 24	0	1	0	0	1	1	0	0.4	0.5	30
Totals	219	199	202	207	198	209	110			
% of Total	16.29%	14.81%	15.03%	15.4%	14.73%	15.55%	8.18%			

Incoming Weekly Counts
Tivetshall

from Tue-Aug-01-2023-12-00-PM to Tue-Aug-29-2023-06-59-AM

	21/08/2023	to	27/08/2023							
	Monday	Tuesday	Wednesday	Thursday	Friday	Saturday	Sunday	Week	Weekend	Week Day 85%
Hour	21/08/2023	22/08/2023	23/08/2023	24/08/2023	25/08/2023	26/08/2023	27/08/2023	Day Avg	Avg	Avg Speed
0 - 1	0	0	0	0	0	1	2	0	1.5	0
1 - 2	0	0	0	1	0	1	0	0.2	0.5	50
2 - 3	1	1	0	0	0	0	0	0.4	0	25
3 - 4	0	0	0	0	0	0	0	0	0	0
4 - 5	3	1	1	0	1	0	0	1.2	0	21.25
5 - 6	1	4	5	3	3	1	0	3.2	0.5	32
6 - 7	7	8	3	6	5	5	1	5.8	3	31.06
7 - 8	7	14	11	13	14	6	3	11.8	4.5	34.5
8 - 9	9	23	19	16	15	6	5	16.4	5.5	34.36
9 - 10	20	20	20	16	23	14	8	19.8	11	32.4
10 - 11	17	22	16	14	17	21	12	17.2	16.5	30.64
11 - 12	12	12	23	13	17	26	11	15.4	18.5	30
12 - 13	20	13	10	12	21	20	19	15.2	19.5	28.46
13 - 14	14	12	9	10	13	17	8	11.6	12.5	31.56
14 - 15	14	8	10	11	14	17	22	11.4	19.5	31.22
15 - 16	13	13	9	7	4	12	84	9.2	48	31.16
16 - 17	21	33	14	12	10	8	42	18	25	33.36
17 - 18	13	14	8	15	11	9	262	12.2	135.5	33.56
18 - 19	10	10	14	11	11	6	7	11.2	6.5	32.26
19 - 20	24	12	5	116	12	11	8	33.8	9.5	24.94
20 - 21	9	6	5	4	4	8	5	5.6	6.5	31.66
21 - 22	11	8	1	2	1	1	1	4.6	1	33.52
22 - 23	4	2	1	1	0	1	1	1.6	1	31.88
23 - 24	0	1	1	1	1	0	0	0.8	0	37.5
Totals	230	237	185	284	197	191	501			
% of Total	12.6%	12.99%	10.14%	15.56%	10.79%	10.47%	27.45%			

Incoming Weekly Counts
Tivetshall

from Tue-Aug-01-2023-12-00-PM to Tue-Aug-29-2023-06-59-AM

	28/08/2023	to	03/09/2023							
	Monday	Tuesday	Wednesday	Thursday	Friday	Saturday	Sunday	Week	Weekend	Week Day 85%
Hour	28/08/2023	29/08/2023	30/08/2023	31/08/2023	01/09/2023	02/09/2023	03/09/2023	Day Avg	Avg	Avg Speed
0 - 1	0	0	*	*	*	*	*	0	0	0
1 - 2	0	1	*	*	*	*	*	0.5	0	25
2 - 3	0	0	*	*	*	*	*	0	0	0
3 - 4	1	0	*	*	*	*	*	0.5	0	35
4 - 5	2	0	*	*	*	*	*	1	0	35
5 - 6	0	1	*	*	*	*	*	0.5	0	45
6 - 7	2	5	*	*	*	*	*	3.5	0	32.5
7 - 8	0	*	*	*	*	*	*	0	0	0
8 - 9	7	*	*	*	*	*	*	7	0	40
9 - 10	17	*	*	*	*	*	*	17	0	29
10 - 11	9	*	*	*	*	*	*	9	0	30
11 - 12	12	*	*	*	*	*	*	12	0	28.3
12 - 13	14	*	*	*	*	*	*	14	0	30
13 - 14	8	*	*	*	*	*	*	8	0	32.5
14 - 15	11	*	*	*	*	*	*	11	0	27.5
15 - 16	6	*	*	*	*	*	*	6	0	35
16 - 17	10	*	*	*	*	*	*	10	0	31.7
17 - 18	9	*	*	*	*	*	*	9	0	30
18 - 19	4	*	*	*	*	*	*	4	0	32.5
19 - 20	4	*	*	*	*	*	*	4	0	28.3
20 - 21	9	*	*	*	*	*	*	9	0	40
21 - 22	1	*	*	*	*	*	*	1	0	35
22 - 23	0	*	*	*	*	*	*	0	0	0
23 - 24	1	*	*	*	*	*	*	1	0	35
Totals	127	7	0	0	0	0	0			
% of Total	94.78%	5.22%	0%	0%	0%	0%	0%			

Incoming Monthly Counts
Tivetshall

from Tue-Aug-01-2023-12-00-PM to Tue-Aug-29-2023-06-59-AM

Hour	Aug 2023							Week Day Avg	Weekend Avg	Week Day 85% Avg Speed
	Monday	Tuesday	Wednesday	Thursday	Friday	Saturday	Sunday			
0 - 1	0	0	1	9	1	6	6	2.2	6	24.8
1 - 2	0	1	0	1	0	1	8	0.4	4.5	37.5
2 - 3	4	1	3	0	3	0	22	2.2	11	31.25
3 - 4	2	1	1	1	1	0	3	1.2	1.5	29
4 - 5	12	4	5	6	7	6	7	6.8	6.5	24
5 - 6	3	9	16	10	8	5	7	9.2	6	35.66
6 - 7	24	31	26	31	28	14	4	28	9	33.82
7 - 8	25	34	37	72	40	23	14	41.6	18.5	33.6
8 - 9	45	45	58	62	56	45	26	53.2	35.5	32.56
9 - 10	77	43	67	69	88	46	29	68.8	37.5	31.76
10 - 11	66	52	53	64	69	68	72	60.8	70	30.98
11 - 12	67	61	84	48	72	86	48	66.4	67	31.28
12 - 13	85	56	68	58	64	76	41	66.2	58.5	30.04
13 - 14	47	50	61	42	41	50	41	48.2	45.5	31.14
14 - 15	48	45	42	64	52	54	60	50.2	57	31.42
15 - 16	47	48	56	45	68	52	119	52.8	85.5	31.38
16 - 17	49	83	49	45	169	34	76	79	55	30.34
17 - 18	42	41	42	50	42	48	288	43.4	168	32.28
18 - 19	32	35	41	50	36	39	25	38.8	32	32.42
19 - 20	40	53	29	144	36	31	27	60.4	29	31.08
20 - 21	29	26	23	21	21	38	15	24	26.5	33.56
21 - 22	16	23	6	8	12	45	7	13	26	31.34
22 - 23	5	6	5	8	8	7	3	6.4	5	34.26
23 - 24	4	3	23	1	5	3	1	7.2	2	29.9
Totals	769	751	796	909	927	777	949			
% of Total	13.08%	12.78%	13.54%	15.46%	15.77%	13.22%	16.14%			

Incoming Weekly Speeds
Tivetshall

from Tue-Aug-01-2023-12-00-PM to Tue-Aug-29-2023-06-59-AM

	31/07/2023	to	06/08/2023							
	Monday	Tuesday	Wednesday	Thursday	Friday	Saturday	Sunday	Week	Weekend	Week Day 85%
Hour	31/07/2023	01/08/2023	02/08/2023	03/08/2023	04/08/2023	05/08/2023	06/08/2023	Day Avg	Avg	Avg Speed
0 - 1	*	*	32	7.44	0	0	7.5	9.9	7.5	22.2
1 - 2	*	*	0	0	0	0	0	0	0	0
2 - 3	*	*	32	0	29.5	0	7.5	30.33	7.5	35
3 - 4	*	*	0	32	0	0	7	32	7	35
4 - 5	*	*	22	7	13.67	14.5	14.5	14	14.5	20
5 - 6	*	*	27.83	25.33	22	34.5	13.17	26.09	18.5	30
6 - 7	*	*	27	24.33	25.75	27	27	25.52	27	34.43
7 - 8	*	*	28.6	13.63	25.83	25	18.83	18.82	21.64	32.23
8 - 9	*	*	24.17	26	16.93	28.09	22	22.53	26.79	32.9
9 - 10	*	*	22.95	26	21.44	21.38	24	23.17	22.89	29.73
10 - 11	*	*	27.77	23.04	25.36	24.12	14.33	24.88	17.87	31.87
11 - 12	*	*	19.94	24.46	27.4	24.5	23.7	24.18	24.14	31.6
12 - 13	*	19.5	25.4	23.82	20.69	22.17	24.45	23.49	23.26	29.38
13 - 14	*	24.5	23.28	23	27.56	24.5	26.29	24.28	25.16	32.42
14 - 15	*	23.33	26.46	24.08	19.43	22.11	23.19	23.84	22.8	28.98
15 - 16	*	25.36	21.6	25	14.45	28.67	12.55	19.34	14.65	30.2
16 - 17	*	26.81	28	21.44	8.62	17	25.18	11.96	23	25.05
17 - 18	*	27.67	27.11	26.33	26.29	24.38	25.25	26.84	24.71	32.2
18 - 19	*	25.44	24.14	28.88	22.2	30.33	27.83	25.52	29.08	31.25
19 - 20	*	28.13	26.38	22.56	25.71	15.11	34	26.09	21.86	30.8
20 - 21	*	25.1	32	26	22.2	11.15	30.33	25.27	13.65	34.08
21 - 22	*	20.33	22.5	27	27	8.03	0	22.86	8.03	28.75
22 - 23	*	27	32	32	30.75	30.33	0	30.75	30.33	33.75
23 - 24	*	0	7.5	0	22	7	0	8.13	7	17.15
Totals	0	25.5	23.3	22.2	16.3	19.7	19.5			
% of Total	0%	20.16%	18.42%	17.55%	12.89%	15.57%	15.42%			

Incoming Weekly Speeds
Tivetshall

from Tue-Aug-01-2023-12-00-PM to Tue-Aug-29-2023-06-59-AM

	07/08/2023	to	13/08/2023							
	Monday	Tuesday	Wednesday	Thursday	Friday	Saturday	Sunday	Week	Weekend	Week Day 85%
Hour	07/08/2023	08/08/2023	09/08/2023	10/08/2023	11/08/2023	12/08/2023	13/08/2023	Day Avg	Avg	Avg Speed
0 - 1	0	0	0	0	27	27	32	27	28.67	30
1 - 2	0	0	0	0	0	0	24.75	0	24.75	0
2 - 3	0	0	27	0	32	0	27	29.5	27	32.5
3 - 4	32	0	0	0	0	0	32	32	32	35
4 - 5	27	12	14.5	22	14.5	9.5	9.5	17	9.5	26
5 - 6	42	27	0	27	0	0	0	30.75	0	35
6 - 7	25.88	27.67	27.67	28.38	26.5	25	32	27.24	26.17	35.5
7 - 8	25.1	18.33	26.67	25.6	26.44	23.43	25.33	24.1	24	31.26
8 - 9	26.86	25.13	22.57	26.44	23.64	26.33	27.62	24.97	26.85	30.66
9 - 10	25.11	22.62	26.62	23.95	23.39	24.89	25	24.4	24.93	31.84
10 - 11	27.19	26.53	25	27	24.73	22.47	20.29	25.89	21.31	33.66
11 - 12	25.53	27.62	23.42	24	22.53	25.62	32.62	24.81	27.96	31.04
12 - 13	21.83	21.25	21.25	23.06	21	24.72	22.67	21.84	24.04	29.86
13 - 14	23.15	23.43	18.35	27	26	28.42	27.75	22.8	28	31
14 - 15	26.56	24.7	23.78	23.64	28.69	26.43	27.2	25.44	26.75	31.2
15 - 16	23.5	24.69	21.29	23	25.94	24.12	25.7	23.82	24.7	30.8
16 - 17	25.38	28.4	24.62	25.89	23.67	20.64	25.44	26.28	22.52	31.46
17 - 18	29	26	23.64	23.23	28.89	27.7	23.22	25.61	25.58	32.5
18 - 19	27.17	25.5	31.6	26.74	28.57	23.11	27	27.92	24.67	32.5
19 - 20	30.56	29.12	27.12	26.43	24.25	24.75	22	27.58	22.79	34.5
20 - 21	21.5	18.67	21.75	27.25	27	27	24.5	23.47	26	28.16
21 - 22	27	26.17	27	24.5	24	18.83	31	25.38	24.36	31
22 - 23	27	22	27	29.75	29.5	24.5	32	28.45	27	29.5
23 - 24	22	22	0	0	29.5	27	32	24.5	29.5	30
Totals	25.3	25	23.9	25.1	25.3	24.5	25.6			
% of Total	14.48%	14.31%	13.68%	14.37%	14.48%	14.02%	14.65%			

Incoming Weekly Speeds
Tivetshall

from Tue-Aug-01-2023-12-00-PM to Tue-Aug-29-2023-06-59-AM

	14/08/2023	to	20/08/2023							
	Monday	Tuesday	Wednesday	Thursday	Friday	Saturday	Sunday	Week	Weekend	Week Day 85%
Hour	14/08/2023	15/08/2023	16/08/2023	17/08/2023	18/08/2023	19/08/2023	20/08/2023	Day Avg	Avg	Avg Speed
0 - 1	0	0	0	0	0	7.33	27	0	12.25	0
1 - 2	0	0	0	0	0	0	0	0	0	0
2 - 3	20.33	0	27	0	0	0	0	22	0	32.5
3 - 4	0	22	22	0	22	0	0	22	0	25
4 - 5	18	0	7	17	7	19.5	15.33	15.64	17	17.5
5 - 6	27	28.67	29	24.5	25.33	22	37	27.36	27	33
6 - 7	29.14	25.33	27	31.38	30.57	17	32	28.54	22	36
7 - 8	26.38	25.25	30.86	27.5	28	28	27	27.48	27.71	32.32
8 - 9	29.13	22	24.38	27.54	24.54	26.38	26.2	25.98	26.31	32.02
9 - 10	27.95	27.87	26.38	26.2	25.23	25.73	26	26.71	25.8	32.16
10 - 11	24.92	23.8	25	25.71	23.44	25.07	22.54	24.66	23.89	30.78
11 - 12	24.64	21.3	21.58	24.73	28.28	24.75	23.22	23.95	24.28	30.94
12 - 13	26.33	23.48	25.31	24.83	21.82	17.58	29.5	24.37	18.43	30.74
13 - 14	25.67	21.75	24.41	19.08	27.7	24.89	25.33	23.58	25.07	28.74
14 - 15	28.93	26.13	25.6	23.33	24.53	27.14	24.58	25.57	25.96	33.18
15 - 16	24.29	27	25.04	25.42	27.11	14.75	24	25.4	16.6	32.26
16 - 17	27.1	26.86	22.41	26.13	25.92	25.25	21.07	25.26	22.59	31.24
17 - 18	21.17	25.62	25.91	26.2	24.6	24.31	24.78	24.64	24.48	29.94
18 - 19	23.33	20.2	26.7	25.33	25.15	26.61	26.17	24.21	26.5	30.6
19 - 20	28.67	27	28.67	26.75	28	21.29	22	27.36	21.55	33.16
20 - 21	32	20.86	29.5	29.5	27.14	26.43	30	26.74	27.92	31.5
21 - 22	27	17.17	17	30.33	27	27	32	22.46	28.67	28
22 - 23	0	27	22	29.5	0	32	27	27	29.5	30
23 - 24	0	22	0	0	32	7	0	27	7	30
Totals	25.8	24.1	25.1	25.5	25.4	23	24.4			
% of Total	14.89%	13.91%	14.48%	14.71%	14.66%	13.27%	14.08%			

Incoming Weekly Speeds
Tivetshall

from Tue-Aug-01-2023-12-00-PM to Tue-Aug-29-2023-06-59-AM

	21/08/2023	to	27/08/2023							
	Monday	Tuesday	Wednesday	Thursday	Friday	Saturday	Sunday	Week	Weekend	Week Day 85%
Hour	21/08/2023	22/08/2023	23/08/2023	24/08/2023	25/08/2023	26/08/2023	27/08/2023	Day Avg	Avg	Avg Speed
0 - 1	0	0	0	0	0	32	32	0	32	0
1 - 2	0	0	0	47	0	27	0	47	27	50
2 - 3	17	27	0	0	0	0	0	22	0	25
3 - 4	0	0	0	0	0	0	0	0	0	0
4 - 5	14	17	22	0	17	0	0	16.33	0	21.25
5 - 6	27	21	25	22	32	32	0	24.88	32	32
6 - 7	22.86	24.5	22	24.5	23	27.2	32	23.59	28	31.06
7 - 8	30	24.64	26.27	27.62	30.07	28	20.33	27.53	25.44	34.5
8 - 9	28.11	26.43	26.37	27.69	28.2	23.83	25.2	27.17	24.45	34.36
9 - 10	27.2	22.4	28.4	22.06	27	24.71	25.12	25.6	24.86	32.4
10 - 11	25.47	21.77	22.81	24.86	25.06	26.67	25.33	23.85	26.18	30.64
11 - 12	23.83	19.75	22.13	27.77	26.24	22.38	21.27	23.88	22.05	30
12 - 13	21.35	20.23	18.3	19.58	22	19.7	20.11	20.66	19.9	28.46
13 - 14	26.14	22.83	18.67	24.5	22.77	23.35	20.38	23.26	22.4	31.56
14 - 15	23.5	23.25	25.7	27.09	28.64	21.53	19.45	25.81	20.36	31.22
15 - 16	25.92	24.15	24.78	24.14	23.25	22.83	8.15	24.7	9.99	31.16
16 - 17	21.76	25.52	29.14	29.17	26.2	20.75	10.83	25.77	12.42	33.36
17 - 18	27.08	27.5	27.62	24.07	28.36	23.11	8.17	26.74	8.67	33.56
18 - 19	29.6	23.5	25.21	24.36	22.91	25.5	24.14	25.07	24.77	32.26
19 - 20	25.17	25.83	23.2	9.15	23.42	14.91	22.62	14.04	18.16	24.94
20 - 21	23.78	25.33	23	25.75	34.5	20.88	19	25.79	20.15	31.66
21 - 22	27.64	22.12	37	29.5	27	7	22	26.26	14.5	33.52
22 - 23	28.25	32	22	22	0	27	17	27.62	22	31.88
23 - 24	0	37	32	32	37	0	0	34.5	0	37.5
Totals	25.1	24	24.8	18.7	26	22.8	11.5			
% of Total	16.42%	15.7%	16.22%	12.23%	17%	14.91%	7.52%			

Incoming Weekly Speeds
Tivetshall

from Tue-Aug-01-2023-12-00-PM to Tue-Aug-29-2023-06-59-AM

	28/08/2023	to	03/09/2023							
	Monday	Tuesday	Wednesday	Thursday	Friday	Saturday	Sunday	Week	Weekend	Week Day 85%
Hour	28/08/2023	29/08/2023	30/08/2023	31/08/2023	01/09/2023	02/09/2023	03/09/2023	Day Avg	Avg	Avg Speed
0 - 1	0	0	*	*	*	*	*	*	*	0
1 - 2	0	22	*	*	*	*	*	22	*	25
2 - 3	0	0	*	*	*	*	*	*	*	0
3 - 4	32	0	*	*	*	*	*	32	*	35
4 - 5	24.5	0	*	*	*	*	*	24.5	*	35
5 - 6	0	42	*	*	*	*	*	42	*	45
6 - 7	29.5	28	*	*	*	*	*	28.43	*	32.5
7 - 8	0	*	*	*	*	*	*	*	*	0
8 - 9	27	*	*	*	*	*	*	27	*	40
9 - 10	22.76	*	*	*	*	*	*	22.76	*	29
10 - 11	23.78	*	*	*	*	*	*	23.78	*	30
11 - 12	22.17	*	*	*	*	*	*	22.17	*	28.3
12 - 13	22.21	*	*	*	*	*	*	22.21	*	30
13 - 14	26.38	*	*	*	*	*	*	26.38	*	32.5
14 - 15	20.73	*	*	*	*	*	*	20.73	*	27.5
15 - 16	23.83	*	*	*	*	*	*	23.83	*	35
16 - 17	28.2	*	*	*	*	*	*	28.2	*	31.7
17 - 18	23.67	*	*	*	*	*	*	23.67	*	30
18 - 19	25.75	*	*	*	*	*	*	25.75	*	32.5
19 - 20	23.25	*	*	*	*	*	*	23.25	*	28.3
20 - 21	28.22	*	*	*	*	*	*	28.22	*	40
21 - 22	32	*	*	*	*	*	*	32	*	35
22 - 23	0	*	*	*	*	*	*	*	*	0
23 - 24	32	*	*	*	*	*	*	32	*	35
Totals	24.4	29.1	0	0	0	0	0			
% of Total	45.61%	54.39%	0%	0%	0%	0%	0%			

Incoming Monthly Speeds
Tivetshall

from Tue-Aug-01-2023-12-00-PM to Tue-Aug-29-2023-06-59-AM

Hour	Aug 2023							Week Day Avg	Weekend Avg	Week Day 85% Avg Speed
	Monday	Tuesday	Wednesday	Thursday	Friday	Saturday	Sunday			
0 - 1	0	0	32	7.44	27	18	23	11.45	20.5	24.8
1 - 2	0	22	0	47	0	27	24.75	34.5	25	37.5
2 - 3	19.5	27	28.67	0	30.33	0	12.82	25.64	12.82	31.25
3 - 4	32	22	22	32	22	0	23.67	27	23.67	29
4 - 5	19.58	13.25	16	16.17	13.43	14.5	13.43	16.44	13.92	24
5 - 6	32	26.56	27.31	24.5	27	29	16.57	26.8	21.75	35.66
6 - 7	26.25	26.23	26.65	27.23	26.68	24.93	30.75	26.62	26.22	33.82
7 - 8	26.88	22.56	27.86	20.51	27.73	25.96	21.71	24.31	24.35	33.6
8 - 9	27.89	25.31	24.55	26.87	23.39	26.44	25.96	25.54	26.27	32.56
9 - 10	25.95	24.35	25.96	24.51	24.24	24.5	24.83	25.02	24.63	31.76
10 - 11	25.45	23.73	25.02	24.62	24.64	24.75	19.06	24.72	21.82	30.98
11 - 12	24.25	23.69	21.99	25.31	26.19	24.13	24.54	24.15	24.28	31.28
12 - 13	23.21	21.8	23.6	23.03	21.53	20.55	22.29	22.7	21.16	30.04
13 - 14	25.23	23.14	21.54	22.9	25.73	25.12	25.71	23.54	25.38	31.14
14 - 15	25.02	24.56	25.5	24.23	26.23	24.35	22.77	25.07	23.52	31.42
15 - 16	24.45	24.98	23.45	24.44	19.51	20.48	11.03	23.06	13.91	31.38
16 - 17	24.76	26.59	25.27	25.96	11.26	21.32	16.53	19.57	18.01	30.34
17 - 18	25.02	26.76	25.74	24.82	26.79	24.81	9.64	25.78	11.8	32.28
18 - 19	26.31	23.4	26.95	26.22	24.72	26.21	26.2	25.6	26.2	32.42
19 - 20	26.45	27.7	26.28	12.29	24.78	17.68	24.41	19.7	20.81	31.08
20 - 21	24.66	23.27	25.61	27.1	27.33	17.26	25.67	25.43	19.64	33.56
21 - 22	27.75	21.65	25.5	28.25	25	10.29	29.86	24.94	12.92	31.34
22 - 23	28	27.83	27	29	30.12	28.43	25.33	28.59	27.5	34.26
23 - 24	24.5	27	8.57	32	30	13.67	32	15.5	18.25	29.9
Totals	25.2	24.5	24.2	22.5	22.1	22.4	16.8			
% of Total	15.98%	15.54%	15.35%	14.27%	14.01%	14.2%	10.65%			

Incoming Weekly EightyFifthSpeeds
Tivetshall

from Tue-Aug-01-2023-12-00-PM to Tue-Aug-29-2023-06-59-AM

	31/07/2023	to	06/08/2023							
	Monday	Tuesday	Wednesday	Thursday	Friday	Saturday	Sunday	Week	Weekend	Week Day 85%
Hour	31/07/2023	01/08/2023	02/08/2023	03/08/2023	04/08/2023	05/08/2023	06/08/2023	Day Avg	Avg	Avg Speed
0 - 1	*	*	35	9.4	0	0	10	22.2	10	22.2
1 - 2	*	*	0	0	0	0	0	0	0	0
2 - 3	*	*	35	0	35	0	9.4	35	9.4	35
3 - 4	*	*	0	35	0	0	10	35	10	35
4 - 5	*	*	25	10	25	25	25	20	25	20
5 - 6	*	*	30	30	30	45	10	30	27.5	30
6 - 7	*	*	33.3	35	35	35	30	34.43	32.5	34.43
7 - 8	*	*	35	26.7	35	28.3	30	32.23	29.15	32.23
8 - 9	*	*	30	36.2	32.5	35	30	32.9	32.5	32.9
9 - 10	*	*	29.4	31.2	28.6	30	30	29.73	30	29.73
10 - 11	*	*	33.3	28.5	33.8	31.7	27.5	31.87	29.6	31.87
11 - 12	*	*	29	32.5	33.3	31.2	30	31.6	30.6	31.6
12 - 13	*	25	30	30	32.5	29.2	28.8	29.38	29	29.38
13 - 14	*	31.7	31.7	28.8	37.5	30	33.3	32.42	31.65	32.42
14 - 15	*	30	29.4	32.5	24	30	29.2	28.98	29.6	28.98
15 - 16	*	31.7	28	32.5	28.6	40	26.2	30.2	33.1	30.2
16 - 17	*	29.7	32.5	28.3	9.7	20	30	25.05	25	25.05
17 - 18	*	35	33.8	30	30	33.3	30	32.2	31.65	32.2
18 - 19	*	32.5	30	37.5	25	35	35	31.25	35	31.25
19 - 20	*	34.2	30	30	29	30	37.5	30.8	33.75	30.8
20 - 21	*	28.8	40	37.5	30	10	40	34.08	25	34.08
21 - 22	*	30	25	30	30	9.4	0	28.75	9.4	28.75
22 - 23	*	30	35	35	35	40	0	33.75	40	33.75
23 - 24	*	0	9.3	0	25	10	0	17.15	10	17.15
Totals	0	338.6	669.7	626.6	624.5	578.1	531.9			
% of Total	0%	10.05%	19.88%	18.6%	18.53%	17.16%	15.79%			

Incoming Weekly EightyFifthSpeeds
Tivetshall

from Tue-Aug-01-2023-12-00-PM to Tue-Aug-29-2023-06-59-AM

	07/08/2023	to	13/08/2023							
	Monday	Tuesday	Wednesday	Thursday	Friday	Saturday	Sunday	Week	Weekend	Week Day 85%
Hour	07/08/2023	08/08/2023	09/08/2023	10/08/2023	11/08/2023	12/08/2023	13/08/2023	Day Avg	Avg	Avg Speed
0 - 1	0	0	0	0	30	35	35	30	35	30
1 - 2	0	0	0	0	0	0	28.8	0	28.8	0
2 - 3	0	0	30	0	35	0	32.5	32.5	32.5	32.5
3 - 4	35	0	0	0	0	0	40	35	40	35
4 - 5	35	20	25	25	25	15	15	26	15	26
5 - 6	45	30	0	30	0	0	0	35	0	35
6 - 7	35	37.5	35	37.5	32.5	30	35	35.5	32.5	35.5
7 - 8	28.8	25	30	35	37.5	28.3	35	31.26	31.65	31.26
8 - 9	31.7	31.7	28.6	33.3	28	33	35	30.66	34	30.66
9 - 10	31.7	30	35	32.5	30	35	28.3	31.84	31.65	31.84
10 - 11	33.3	32.5	37.5	35	30	30	28.3	33.66	29.15	33.66
11 - 12	33.3	36.7	28.8	28.3	28.1	33.3	45	31.04	39.15	31.04
12 - 13	29.3	29.2	32.5	33.3	25	29.1	28.3	29.86	28.7	29.86
13 - 14	32.5	30	25	35	32.5	32.5	33.8	31	33.15	31
14 - 15	30	29	32.5	31.2	33.3	33.3	29.4	31.2	31.35	31.2
15 - 16	29.4	33.3	28.8	30	32.5	30	30	30.8	30	30.8
16 - 17	30	35	29	33.3	30	29	37.5	31.46	33.25	31.46
17 - 18	35	32.5	30	30	35	32.5	30	32.5	31.25	32.5
18 - 19	30	30	37.5	32.5	32.5	32.5	32.5	32.5	32.5	32.5
19 - 20	40	35	35	30	32.5	25	30	34.5	27.5	34.5
20 - 21	28.3	25	27.5	30	30	35	30	28.16	32.5	28.16
21 - 22	30	32.5	30	30	32.5	25	33.8	31	29.4	31
22 - 23	30	25	30	32.5	30	30	35	29.5	32.5	29.5
23 - 24	30	25	0	0	35	30	35	30	32.5	30
Totals	683.3	604.9	587.7	604.4	656.9	603.5	743.2			
% of Total	15.24%	13.49%	13.11%	13.48%	14.65%	13.46%	16.57%			

Incoming Weekly EightyFifthSpeeds
Tivetshall

from Tue-Aug-01-2023-12-00-PM to Tue-Aug-29-2023-06-59-AM

	14/08/2023	to	20/08/2023							
	Monday	Tuesday	Wednesday	Thursday	Friday	Saturday	Sunday	Week	Weekend	Week Day 85%
Hour	14/08/2023	15/08/2023	16/08/2023	17/08/2023	18/08/2023	19/08/2023	20/08/2023	Day Avg	Avg	Avg Speed
0 - 1	0	0	0	0	0	10	30	0	20	0
1 - 2	0	0	0	0	0	0	0	0	0	0
2 - 3	35	0	30	0	0	0	0	32.5	0	32.5
3 - 4	0	25	25	0	25	0	0	25	0	25
4 - 5	25	0	10	25	10	30	30	17.5	30	17.5
5 - 6	30	40	35	30	30	40	40	33	40	33
6 - 7	35	35	32.5	40	37.5	25	35	36	30	36
7 - 8	30	30	38.3	33.3	30	30	35	32.32	32.5	32.32
8 - 9	35	30	32.5	33.3	29.3	33.8	29.3	32.02	31.55	32.02
9 - 10	32	33	32.5	33.3	30	33.3	35	32.16	34.15	32.16
10 - 11	29.3	31.7	32.5	31.2	29.2	32.5	30	30.78	31.25	30.78
11 - 12	29.7	30	30	30	35	30	30	30.94	30	30.94
12 - 13	32	29.4	29.4	31.7	31.2	26.7	35	30.74	30.85	30.74
13 - 14	29	28	30	26.7	30	30	30	28.74	30	28.74
14 - 15	37.5	36.7	28.3	31.7	31.7	33	30	33.18	31.5	33.18
15 - 16	30	30	33.8	32.5	35	23.3	28.3	32.26	25.8	32.26
16 - 17	31.7	30	29	32.5	33	32.5	28	31.24	30.25	31.24
17 - 18	31.7	29.4	29.2	30	29.4	35	30	29.94	32.5	29.94
18 - 19	30	28	33.3	31.7	30	29.6	30	30.6	29.8	30.6
19 - 20	35	33.3	35	30	32.5	30	25	33.16	27.5	33.16
20 - 21	35	25	37.5	30	30	30	35	31.5	32.5	31.5
21 - 22	30	25	20	35	30	35	35	28	35	28
22 - 23	0	30	25	35	0	35	30	30	32.5	30
23 - 24	0	25	0	0	35	10	0	30	10	30
Totals	602.9	604.5	628.8	602.9	603.8	614.7	630.6			
% of Total	14.06%	14.1%	14.66%	14.06%	14.08%	14.33%	14.71%			

Incoming Weekly EightyFifthSpeeds
Tivetshall

from Tue-Aug-01-2023-12-00-PM to Tue-Aug-29-2023-06-59-AM

	21/08/2023	to	27/08/2023							
	Monday	Tuesday	Wednesday	Thursday	Friday	Saturday	Sunday	Week	Weekend	Week Day 85%
Hour	21/08/2023	22/08/2023	23/08/2023	24/08/2023	25/08/2023	26/08/2023	27/08/2023	Day Avg	Avg	Avg Speed
0 - 1	0	0	0	0	0	35	35	0	35	0
1 - 2	0	0	0	50	0	30	0	50	30	50
2 - 3	20	30	0	0	0	0	0	25	0	25
3 - 4	0	0	0	0	0	0	0	0	0	0
4 - 5	20	20	25	0	20	0	0	21.25	0	21.25
5 - 6	30	25	30	30	45	35	0	32	35	32
6 - 7	29	32.5	35	28.8	30	30	35	31.06	32.5	31.06
7 - 8	37.5	30	32.5	35	37.5	32.5	30	34.5	31.25	34.5
8 - 9	35	34.2	33.8	33.8	35	28.8	30	34.36	29.4	34.36
9 - 10	33	29.4	33.9	31.7	34	29.4	30	32.4	29.7	32.4
10 - 11	31.7	29	30	32.5	30	33.3	32.5	30.64	32.9	30.64
11 - 12	28.3	26.7	30	35	30	29.4	28.3	30	28.85	30
12 - 13	28	30	27.5	27.5	29.3	29.2	30	28.46	29.6	28.46
13 - 14	32.5	28.8	32.5	35	29	29.3	28.8	31.56	29.05	31.56
14 - 15	32.5	30	28.6	30	35	29.2	31.2	31.22	30.2	31.22
15 - 16	33.3	32.5	30	30	30	29	9.4	31.16	19.2	31.16
16 - 17	29	33.6	37.5	36.7	30	35	15	33.36	25	33.36
17 - 18	35	33.8	35	30	34	30	9.5	33.56	19.75	33.56
18 - 19	33.8	30	35	32.5	30	30	30	32.26	30	32.26
19 - 20	30	30	25	10.5	29.2	25	30	24.94	27.5	24.94
20 - 21	30	30	28.3	30	40	28.3	27.5	31.66	27.9	31.66
21 - 22	33.8	28.8	40	35	30	10	25	33.52	17.5	33.52
22 - 23	32.5	45	25	25	0	30	20	31.88	25	31.88
23 - 24	0	40	35	35	40	0	0	37.5	0	37.5
Totals	614.9	649.3	629.6	634	618	588.4	477.2			
% of Total	14.6%	15.42%	14.95%	15.05%	14.67%	13.97%	11.33%			

Incoming Weekly EightyFifthSpeeds
Tivetshall

from Tue-Aug-01-2023-12-00-PM to Tue-Aug-29-2023-06-59-AM

	28/08/2023	to	03/09/2023							
	Monday	Tuesday	Wednesday	Thursday	Friday	Saturday	Sunday	Week	Weekend	Week Day 85%
Hour	28/08/2023	29/08/2023	30/08/2023	31/08/2023	01/09/2023	02/09/2023	03/09/2023	Day Avg	Avg	Avg Speed
0 - 1	0	0	*	*	*	*	*	0	0	0
1 - 2	0	25	*	*	*	*	*	25	0	25
2 - 3	0	0	*	*	*	*	*	0	0	0
3 - 4	35	0	*	*	*	*	*	35	0	35
4 - 5	35	0	*	*	*	*	*	35	0	35
5 - 6	0	45	*	*	*	*	*	45	0	45
6 - 7	35	30	*	*	*	*	*	32.5	0	32.5
7 - 8	0	*	*	*	*	*	*	0	0	0
8 - 9	40	*	*	*	*	*	*	40	0	40
9 - 10	29	*	*	*	*	*	*	29	0	29
10 - 11	30	*	*	*	*	*	*	30	0	30
11 - 12	28.3	*	*	*	*	*	*	28.3	0	28.3
12 - 13	30	*	*	*	*	*	*	30	0	30
13 - 14	32.5	*	*	*	*	*	*	32.5	0	32.5
14 - 15	27.5	*	*	*	*	*	*	27.5	0	27.5
15 - 16	35	*	*	*	*	*	*	35	0	35
16 - 17	31.7	*	*	*	*	*	*	31.7	0	31.7
17 - 18	30	*	*	*	*	*	*	30	0	30
18 - 19	32.5	*	*	*	*	*	*	32.5	0	32.5
19 - 20	28.3	*	*	*	*	*	*	28.3	0	28.3
20 - 21	40	*	*	*	*	*	*	40	0	40
21 - 22	35	*	*	*	*	*	*	35	0	35
22 - 23	0	*	*	*	*	*	*	0	0	0
23 - 24	35	*	*	*	*	*	*	35	0	35
Totals	589.8	100	0	0	0	0	0			
% of Total	85.5%	14.5%	0%	0%	0%	0%	0%			

Incoming Monthly EightyFifthSpeeds
Tivetshall

from Tue-Aug-01-2023-12-00-PM to Tue-Aug-29-2023-06-59-AM

	Aug 2023							Week	Weekend	Week Day 85%
Hour	Monday	Tuesday	Wednesday	Thursday	Friday	Saturday	Sunday	Day Avg	Avg	Avg Speed
0 - 1	0	0	35	9.4	30	32.5	33.3	24.8	32.9	24.8
1 - 2	0	25	0	50	0	30	28.8	37.5	29.4	37.5
2 - 3	25	30	35	0	35	0	27.5	31.25	27.5	31.25
3 - 4	35	25	25	35	25	0	40	29	40	29
4 - 5	31.7	17.5	23.3	25	22.5	25	25	24	25	24
5 - 6	45	40	35	28.3	30	40	40	35.66	40	35.66
6 - 7	32.5	33	33.3	36	34.3	32.5	33.3	33.82	32.9	33.82
7 - 8	35	29.5	35.7	31.4	36.4	30	31.7	33.6	30.85	33.6
8 - 9	33.9	32.8	31.2	33.9	31	33	31.2	32.56	32.1	32.56
9 - 10	31.8	31.2	32.9	32.4	30.5	30.8	31.2	31.76	31	31.76
10 - 11	30.6	30	33.3	30	31	32.3	29.4	30.98	30.85	30.98
11 - 12	29.8	32.5	29.1	32.5	32.5	30.9	31	31.28	30.95	31.28
12 - 13	29.8	29.1	29.6	31.7	30	29	29.5	30.04	29.25	30.04
13 - 14	31.2	29.4	30.6	32	32.5	30	32.9	31.14	31.45	31.14
14 - 15	32.9	31	29.5	31.5	32.2	32	29.8	31.42	30.9	31.42
15 - 16	31.4	32.5	30	31.8	31.2	29.3	21.2	31.38	25.25	31.38
16 - 17	31.7	32.7	32	32.8	22.5	30	28.5	30.34	29.25	30.34
17 - 18	33.3	32.8	32.2	30	33.1	33.3	10	32.28	21.65	32.28
18 - 19	33.1	30	35	33	31	31.7	33	32.42	32.35	32.42
19 - 20	32.5	33.7	32.5	25.3	31.4	28.8	35	31.08	31.9	31.08
20 - 21	32.5	28.6	35	35	36.7	28.9	35	33.56	31.95	33.56
21 - 22	34	29.4	30	33.3	30	17.5	34	31.34	25.75	31.34
22 - 23	32.5	30	32.5	33.8	42.5	35	35	34.26	35	34.26
23 - 24	30	40	9.5	35	35	30	35	29.9	32.5	29.9

Summary of Violators
Tivetshall

from Tue-Aug-01-2023-12-00-PM to Tue-Aug-29-2023-06-59-AM

Starting Hour	Count	Average Speed of all Traffic	Violator Counts	Average Speed of Violators
00:00:00	0	N/A	N/A	N/A
01:00:00	0	N/A	N/A	N/A
02:00:00	0	N/A	N/A	N/A
03:00:00	0	N/A	N/A	N/A
04:00:00	0	N/A	N/A	N/A
05:00:00	0	N/A	N/A	N/A
06:00:00	0	N/A	N/A	N/A
07:00:00	0	N/A	N/A	N/A
08:00:00	0	N/A	N/A	N/A
09:00:00	0	N/A	N/A	N/A
10:00:00	0	N/A	N/A	N/A
11:00:00	0	N/A	N/A	N/A
12:00:00	3	19.2	0	0.0
13:00:00	11	24.8	3	32.5
14:00:00	13	21.5	1	32.5
15:00:00	15	20.3	4	32.5
16:00:00	21	15.5	2	32.5
17:00:00	8	24.1	2	35.0
18:00:00	8	24.1	3	32.5
19:00:00	17	22.1	7	33.2
20:00:00	9	23.9	1	37.5
21:00:00	4	20.0	0	0.0
22:00:00	1	27.5	0	0.0
23:00:00	0	N/A	N/A	N/A
00:00:00	1	32.5	1	32.5
01:00:00	0	N/A	N/A	N/A
02:00:00	1	32.5	1	32.5
03:00:00	0	N/A	N/A	N/A
04:00:00	1	22.5	0	0.0
05:00:00	5	28.5	1	42.5
06:00:00	7	27.5	3	32.5
07:00:00	10	26.3	4	35.0
08:00:00	8	22.8	1	32.5
09:00:00	24	16.1	3	32.5
10:00:00	12	28.3	3	34.2
11:00:00	15	21.5	2	37.5
12:00:00	31	17.2	4	36.3
13:00:00	20	18.5	4	33.8
14:00:00	12	20.6	1	32.5
15:00:00	11	19.5	0	0.0
16:00:00	5	28.5	2	32.5
17:00:00	8	22.8	3	32.5
18:00:00	8	25.6	2	32.5
19:00:00	13	18.3	2	32.5
20:00:00	2	32.5	1	37.5
21:00:00	2	11.3	0	0.0
22:00:00	2	32.5	2	32.5
23:00:00	8	1.9	0	0.0

Summary of Violators
Tivetshall

from Tue-Aug-01-2023-12-00-PM to Tue-Aug-29-2023-06-59-AM

00:00:00	23	0.7	0	0.0
01:00:00	0	N/A	N/A	N/A
02:00:00	0	N/A	N/A	N/A
03:00:00	1	32.5	1	32.5
04:00:00	1	7.5	0	0.0
05:00:00	2	25.0	0	0.0
06:00:00	8	29.4	4	33.8
07:00:00	36	7.9	3	35.8
08:00:00	17	20.6	5	36.5
09:00:00	18	18.2	4	32.5
10:00:00	22	15.3	1	32.5
11:00:00	13	21.9	3	35.8
12:00:00	12	22.3	2	32.5
13:00:00	12	21.5	1	32.5
14:00:00	13	21.3	3	34.2
15:00:00	13	20.2	3	32.5
16:00:00	10	23.0	1	32.5
17:00:00	12	17.5	2	32.5
18:00:00	7	28.2	2	35.0
19:00:00	10	24.5	2	35.0
20:00:00	5	26.5	2	37.5
21:00:00	1	27.5	0	0.0
22:00:00	1	32.5	1	32.5
23:00:00	0	N/A	N/A	N/A
00:00:00	0	N/A	N/A	N/A
01:00:00	0	N/A	N/A	N/A
02:00:00	2	30.0	1	32.5
03:00:00	0	N/A	N/A	N/A
04:00:00	3	14.2	0	0.0
05:00:00	2	22.5	0	0.0
06:00:00	8	26.3	3	34.2
07:00:00	9	29.2	3	35.8
08:00:00	7	21.4	1	32.5
09:00:00	32	14.7	3	34.2
10:00:00	15	17.5	5	33.5
11:00:00	19	24.1	5	34.5
12:00:00	18	14.3	6	32.5
13:00:00	10	27.0	3	35.8
14:00:00	7	13.2	0	0.0
15:00:00	12	30.0	4	36.3
16:00:00	169	1.5	1	32.5
17:00:00	6	26.7	1	32.5
18:00:00	6	19.6	0	0.0
19:00:00	7	18.2	0	0.0
20:00:00	5	20.0	1	37.5
21:00:00	1	27.5	0	0.0
22:00:00	4	31.3	2	37.5
23:00:00	1	22.5	0	0.0
00:00:00	0	N/A	N/A	N/A

Summary of Violators
Tivetshall

from Tue-Aug-01-2023-12-00-PM to Tue-Aug-29-2023-06-59-AM

01:00:00	0	N/A	N/A	N/A
02:00:00	0	N/A	N/A	N/A
03:00:00	0	N/A	N/A	N/A
04:00:00	2	15.0	0	0.0
05:00:00	2	35.0	1	42.5
06:00:00	2	27.5	1	32.5
07:00:00	3	25.8	0	0.0
08:00:00	10	25.3	2	37.5
09:00:00	11	21.4	2	32.5
10:00:00	16	21.3	4	33.8
11:00:00	21	21.1	5	35.5
12:00:00	15	16.2	1	37.5
13:00:00	13	24.8	2	32.5
14:00:00	8	19.7	1	32.5
15:00:00	3	27.5	1	37.5
16:00:00	5	18.5	0	0.0
17:00:00	11	23.2	3	34.2
18:00:00	8	28.1	4	33.8
19:00:00	8	9.1	1	37.5
20:00:00	14	9.5	2	35.0
21:00:00	43	1.2	0	0.0
22:00:00	3	30.8	1	37.5
23:00:00	1	7.5	0	0.0
00:00:00	2	3.8	0	0.0
01:00:00	0	N/A	N/A	N/A
02:00:00	16	0.9	0	0.0
03:00:00	1	7.5	0	0.0
04:00:00	2	15.0	0	0.0
05:00:00	1	42.5	1	42.5
06:00:00	5	1.5	0	0.0
07:00:00	6	18.8	1	32.5
08:00:00	4	22.5	0	0.0
09:00:00	11	18.9	2	32.5
10:00:00	30	8.5	3	32.5
11:00:00	20	19.8	3	34.2
12:00:00	10	19.5	1	32.5
13:00:00	7	27.5	3	32.5
14:00:00	17	18.1	1	32.5
15:00:00	20	8.3	0	0.0
16:00:00	11	25.7	2	32.5
17:00:00	8	22.2	1	42.5
18:00:00	6	28.3	3	34.2
19:00:00	5	34.5	5	34.5
20:00:00	3	30.8	1	37.5
21:00:00	0	N/A	N/A	N/A
22:00:00	0	N/A	N/A	N/A
23:00:00	0	N/A	N/A	N/A
00:00:00	0	N/A	N/A	N/A
01:00:00	0	N/A	N/A	N/A

Summary of Violators
Tivetshall

from Tue-Aug-01-2023-12-00-PM to Tue-Aug-29-2023-06-59-AM

02:00:00	0	N/A	N/A	N/A
03:00:00	1	32.5	1	32.5
04:00:00	2	27.5	1	32.5
05:00:00	1	42.5	1	42.5
06:00:00	8	22.8	2	35.0
07:00:00	10	21.0	1	37.5
08:00:00	9	23.3	2	32.5
09:00:00	23	21.6	5	33.5
10:00:00	15	22.3	4	33.8
11:00:00	15	19.3	3	32.5
12:00:00	23	15.7	4	33.8
13:00:00	14	22.9	3	35.8
14:00:00	9	23.3	0	0.0
15:00:00	13	23.1	2	32.5
16:00:00	9	19.2	1	37.5
17:00:00	9	26.1	3	34.2
18:00:00	6	22.9	1	32.5
19:00:00	9	24.2	4	36.3
20:00:00	10	22.0	1	32.5
21:00:00	3	27.5	0	0.0
22:00:00	1	27.5	0	0.0
23:00:00	3	22.5	0	0.0
00:00:00	0	N/A	N/A	N/A
01:00:00	0	N/A	N/A	N/A
02:00:00	0	N/A	N/A	N/A
03:00:00	0	N/A	N/A	N/A
04:00:00	3	12.5	0	0.0
05:00:00	0	N/A	N/A	N/A
06:00:00	9	20.8	2	35.0
07:00:00	12	18.8	2	35.0
08:00:00	14	19.8	2	32.5
09:00:00	10	23.0	2	32.5
10:00:00	15	20.2	3	34.2
11:00:00	22	20.2	7	38.2
12:00:00	17	16.6	2	35.0
13:00:00	16	23.6	2	40.0
14:00:00	11	18.9	1	32.5
15:00:00	16	19.2	6	32.5
16:00:00	13	26.9	5	34.5
17:00:00	7	27.5	3	32.5
18:00:00	6	21.3	1	32.5
19:00:00	15	19.7	6	35.0
20:00:00	4	21.3	0	0.0
21:00:00	4	25.0	1	32.5
22:00:00	3	27.5	1	32.5
23:00:00	1	22.5	0	0.0
00:00:00	0	N/A	N/A	N/A
01:00:00	0	N/A	N/A	N/A
02:00:00	1	27.5	0	0.0

Summary of Violators
Tivetshall

from Tue-Aug-01-2023-12-00-PM to Tue-Aug-29-2023-06-59-AM

03:00:00	0	N/A	N/A	N/A
04:00:00	2	15.0	0	0.0
05:00:00	0	N/A	N/A	N/A
06:00:00	8	24.7	4	33.8
07:00:00	9	20.3	0	0.0
08:00:00	15	16.8	1	37.5
09:00:00	12	27.1	4	35.0
10:00:00	10	29.0	4	37.5
11:00:00	28	11.8	1	32.5
12:00:00	13	21.2	3	34.2
13:00:00	17	15.4	1	32.5
14:00:00	8	20.3	2	32.5
15:00:00	12	21.7	1	32.5
16:00:00	9	21.7	0	0.0
17:00:00	16	18.6	2	32.5
18:00:00	10	26.5	5	36.5
19:00:00	8	24.1	3	37.5
20:00:00	8	13.4	0	0.0
21:00:00	2	27.5	0	0.0
22:00:00	1	27.5	0	0.0
23:00:00	0	N/A	N/A	N/A
00:00:00	0	N/A	N/A	N/A
01:00:00	0	N/A	N/A	N/A
02:00:00	0	N/A	N/A	N/A
03:00:00	0	N/A	N/A	N/A
04:00:00	1	22.5	0	0.0
05:00:00	1	27.5	0	0.0
06:00:00	8	25.3	2	37.5
07:00:00	10	22.8	2	35.0
08:00:00	16	25.5	4	35.0
09:00:00	20	25.0	6	33.3
10:00:00	6	22.1	2	35.0
11:00:00	11	19.8	1	37.5
12:00:00	16	21.7	5	35.5
13:00:00	9	23.9	4	33.8
14:00:00	23	15.5	4	32.5
15:00:00	10	19.8	0	0.0
16:00:00	10	23.8	4	32.5
17:00:00	14	22.3	3	32.5
18:00:00	17	20.7	5	34.5
19:00:00	8	18.8	0	0.0
20:00:00	9	23.1	2	37.5
21:00:00	2	25.0	0	0.0
22:00:00	4	21.9	2	32.5
23:00:00	0	N/A	N/A	N/A
00:00:00	1	27.5	0	0.0
01:00:00	0	N/A	N/A	N/A
02:00:00	1	32.5	1	32.5
03:00:00	0	N/A	N/A	N/A

Summary of Violators
Tivetshall

from Tue-Aug-01-2023-12-00-PM to Tue-Aug-29-2023-06-59-AM

04:00:00	2	15.0	0	0.0
05:00:00	0	N/A	N/A	N/A
06:00:00	8	23.4	2	32.5
07:00:00	7	24.6	1	37.5
08:00:00	14	18.6	2	35.0
09:00:00	19	23.6	2	42.5
10:00:00	20	15.1	4	32.5
11:00:00	19	15.4	0	0.0
12:00:00	6	22.5	0	0.0
13:00:00	8	23.4	2	32.5
14:00:00	15	25.8	4	38.8
15:00:00	18	20.7	4	32.5
16:00:00	4	27.5	1	37.5
17:00:00	8	21.9	3	35.8
18:00:00	7	25.0	2	32.5
19:00:00	11	18.9	3	32.5
20:00:00	7	28.2	2	32.5
21:00:00	8	20.3	2	32.5
22:00:00	4	30.0	1	42.5
23:00:00	2	30.0	1	32.5
00:00:00	2	27.5	1	32.5
01:00:00	0	N/A	N/A	N/A
02:00:00	0	N/A	N/A	N/A
03:00:00	0	N/A	N/A	N/A
04:00:00	1	12.5	0	0.0
05:00:00	1	7.5	0	0.0
06:00:00	4	28.8	1	37.5
07:00:00	8	22.5	0	0.0
08:00:00	10	22.8	3	32.5
09:00:00	11	21.6	4	33.8
10:00:00	13	19.8	2	32.5
11:00:00	15	22.5	4	35.0
12:00:00	20	17.9	1	32.5
13:00:00	13	24.0	3	39.2
14:00:00	12	22.1	4	33.8
15:00:00	18	21.7	3	32.5
16:00:00	12	17.9	1	37.5
17:00:00	12	19.4	3	35.8
18:00:00	10	24.0	2	32.5
19:00:00	3	15.0	0	0.0
20:00:00	4	28.8	2	32.5
21:00:00	4	20.0	0	0.0
22:00:00	4	16.9	0	0.0
23:00:00	1	27.5	0	0.0
00:00:00	1	32.5	1	32.5
01:00:00	4	12.5	0	0.0
02:00:00	10	21.5	2	32.5
03:00:00	2	32.5	1	37.5
04:00:00	2	10.0	0	0.0

Summary of Violators
Tivetshall

from Tue-Aug-01-2023-12-00-PM to Tue-Aug-29-2023-06-59-AM

05:00:00	0	N/A	N/A	N/A
06:00:00	1	32.5	1	32.5
07:00:00	3	25.8	1	32.5
08:00:00	8	28.1	3	34.2
09:00:00	5	25.5	0	0.0
10:00:00	16	19.8	1	42.5
11:00:00	9	32.5	4	40.0
12:00:00	7	20.7	0	0.0
13:00:00	19	19.5	9	33.1
14:00:00	12	17.1	1	32.5
15:00:00	11	21.6	2	35.0
16:00:00	9	22.8	2	37.5
17:00:00	8	20.9	1	37.5
18:00:00	7	26.8	2	32.5
19:00:00	9	21.9	2	35.0
20:00:00	3	25.8	0	0.0
21:00:00	5	31.5	4	32.5
22:00:00	1	32.5	1	32.5
23:00:00	1	32.5	1	32.5
00:00:00	0	N/A	N/A	N/A
01:00:00	0	N/A	N/A	N/A
02:00:00	3	20.8	1	32.5
03:00:00	0	N/A	N/A	N/A
04:00:00	5	18.5	1	32.5
05:00:00	1	27.5	0	0.0
06:00:00	7	29.6	3	34.2
07:00:00	8	26.9	1	37.5
08:00:00	13	21.5	4	33.8
09:00:00	24	19.8	7	33.9
10:00:00	22	17.7	2	32.5
11:00:00	25	13.6	3	32.5
12:00:00	30	15.8	5	33.5
13:00:00	14	16.6	1	32.5
14:00:00	14	25.0	6	37.5
15:00:00	13	18.1	1	32.5
16:00:00	11	25.5	4	32.5
17:00:00	11	20.7	2	32.5
18:00:00	12	22.7	3	35.8
19:00:00	4	28.8	2	32.5
20:00:00	1	32.5	1	32.5
21:00:00	1	27.5	0	0.0
22:00:00	0	N/A	N/A	N/A
23:00:00	0	N/A	N/A	N/A
00:00:00	0	N/A	N/A	N/A
01:00:00	0	N/A	N/A	N/A
02:00:00	0	N/A	N/A	N/A
03:00:00	0	N/A	N/A	N/A
04:00:00	1	22.5	0	0.0
05:00:00	3	29.2	1	37.5

Summary of Violators
Tivetshall

from Tue-Aug-01-2023-12-00-PM to Tue-Aug-29-2023-06-59-AM

06:00:00	8	25.6	2	35.0
07:00:00	8	22.2	1	37.5
08:00:00	7	23.2	1	37.5
09:00:00	16	20.6	5	32.5
10:00:00	12	19.2	2	32.5
11:00:00	22	17.6	3	37.5
12:00:00	27	16.3	3	34.2
13:00:00	9	19.4	0	0.0
14:00:00	18	21.8	4	36.3
15:00:00	5	27.5	1	32.5
16:00:00	12	20.2	2	32.5
17:00:00	12	21.3	1	32.5
18:00:00	13	15.2	0	0.0
19:00:00	7	26.8	3	32.5
20:00:00	10	19.5	1	37.5
21:00:00	6	14.6	0	0.0
22:00:00	2	27.5	0	0.0
23:00:00	1	22.5	0	0.0
00:00:00	0	N/A	N/A	N/A
01:00:00	0	N/A	N/A	N/A
02:00:00	1	27.5	0	0.0
03:00:00	1	22.5	0	0.0
04:00:00	1	7.5	0	0.0
05:00:00	5	29.5	2	35.0
06:00:00	7	27.5	2	32.5
07:00:00	6	19.2	2	37.5
08:00:00	14	23.4	4	35.0
09:00:00	14	22.5	4	32.5
10:00:00	11	22.7	4	32.5
11:00:00	19	18.8	3	32.5
12:00:00	16	21.1	1	32.5
13:00:00	16	22.7	3	34.2
14:00:00	11	24.1	1	47.5
15:00:00	20	17.9	5	33.5
16:00:00	23	19.5	2	37.5
17:00:00	13	16.2	1	32.5
18:00:00	10	21.5	4	33.8
19:00:00	4	28.8	1	32.5
20:00:00	8	30.0	4	35.0
21:00:00	1	17.5	0	0.0
22:00:00	1	22.5	0	0.0
23:00:00	0	N/A	N/A	N/A
00:00:00	0	N/A	N/A	N/A
01:00:00	0	N/A	N/A	N/A
02:00:00	0	N/A	N/A	N/A
03:00:00	0	N/A	N/A	N/A
04:00:00	4	17.5	0	0.0
05:00:00	2	25.0	0	0.0
06:00:00	7	31.1	4	36.3

Summary of Violators
Tivetshall

from Tue-Aug-01-2023-12-00-PM to Tue-Aug-29-2023-06-59-AM

07:00:00	14	25.0	5	34.5
08:00:00	12	24.8	4	32.5
09:00:00	16	18.9	8	32.5
10:00:00	19	21.6	4	32.5
11:00:00	14	23.4	2	32.5
12:00:00	16	21.3	3	34.2
13:00:00	14	16.8	1	32.5
14:00:00	19	19.9	4	33.8
15:00:00	11	22.7	3	32.5
16:00:00	15	22.8	5	32.5
17:00:00	11	21.6	2	32.5
18:00:00	10	26.5	3	32.5
19:00:00	14	22.9	2	32.5
20:00:00	4	30.0	1	37.5
21:00:00	3	30.8	2	32.5
22:00:00	1	27.5	0	0.0
23:00:00	1	32.5	1	32.5
00:00:00	0	N/A	N/A	N/A
01:00:00	0	N/A	N/A	N/A
02:00:00	0	N/A	N/A	N/A
03:00:00	1	22.5	0	0.0
04:00:00	1	7.5	0	0.0
05:00:00	2	25.0	0	0.0
06:00:00	7	29.6	3	34.2
07:00:00	5	28.5	1	37.5
08:00:00	11	22.5	2	37.5
09:00:00	20	17.3	1	32.5
10:00:00	19	16.4	2	32.5
11:00:00	20	24.6	9	34.7
12:00:00	22	15.8	4	32.5
13:00:00	7	23.6	1	37.5
14:00:00	16	19.4	4	32.5
15:00:00	11	23.2	2	37.5
16:00:00	11	22.7	4	32.5
17:00:00	14	17.9	2	37.5
18:00:00	16	21.1	2	32.5
19:00:00	5	28.5	2	32.5
20:00:00	6	21.3	0	0.0
21:00:00	3	30.8	1	37.5
22:00:00	0	N/A	N/A	N/A
23:00:00	1	32.5	1	32.5
00:00:00	3	5.0	0	0.0
01:00:00	0	N/A	N/A	N/A
02:00:00	0	N/A	N/A	N/A
03:00:00	0	N/A	N/A	N/A
04:00:00	2	20.0	0	0.0
05:00:00	2	22.5	1	37.5
06:00:00	1	22.5	0	0.0
07:00:00	5	25.5	1	32.5

Summary of Violators
Tivetshall

from Tue-Aug-01-2023-12-00-PM to Tue-Aug-29-2023-06-59-AM

08:00:00	15	26.5	4	35.0
09:00:00	15	26.0	5	34.5
10:00:00	17	21.6	3	34.2
11:00:00	16	18.3	2	37.5
12:00:00	30	14.1	3	32.5
13:00:00	9	22.8	1	32.5
14:00:00	12	22.5	4	32.5
15:00:00	21	9.9	2	32.5
16:00:00	9	22.2	2	32.5
17:00:00	16	21.6	3	35.8
18:00:00	17	18.8	2	35.0
19:00:00	8	22.5	1	32.5
20:00:00	7	22.9	1	32.5
21:00:00	2	27.5	1	32.5
22:00:00	1	32.5	1	32.5
23:00:00	1	7.5	0	0.0
00:00:00	1	27.5	0	0.0
01:00:00	0	N/A	N/A	N/A
02:00:00	0	N/A	N/A	N/A
03:00:00	0	N/A	N/A	N/A
04:00:00	3	15.8	0	0.0
05:00:00	1	37.5	1	37.5
06:00:00	0	N/A	N/A	N/A
07:00:00	2	27.5	1	32.5
08:00:00	10	18.8	2	32.5
09:00:00	6	26.7	2	35.0
10:00:00	13	20.0	2	42.5
11:00:00	8	19.7	1	32.5
12:00:00	3	29.2	1	32.5
13:00:00	6	25.8	1	32.5
14:00:00	11	23.6	2	35.0
15:00:00	5	22.5	0	0.0
16:00:00	15	17.0	0	0.0
17:00:00	9	25.3	1	32.5
18:00:00	6	26.7	1	37.5
19:00:00	4	22.5	1	32.5
20:00:00	5	30.5	2	35.0
21:00:00	1	32.5	1	32.5
22:00:00	1	27.5	0	0.0
23:00:00	0	N/A	N/A	N/A
00:00:00	0	N/A	N/A	N/A
01:00:00	0	N/A	N/A	N/A
02:00:00	1	17.5	0	0.0
03:00:00	0	N/A	N/A	N/A
04:00:00	3	8.3	0	0.0
05:00:00	1	27.5	0	0.0
06:00:00	7	19.3	0	0.0
07:00:00	6	22.5	3	35.8
08:00:00	9	26.9	2	32.5

Summary of Violators
Tivetshall

from Tue-Aug-01-2023-12-00-PM to Tue-Aug-29-2023-06-59-AM

09:00:00	21	23.0	7	35.4
10:00:00	15	19.2	4	35.0
11:00:00	13	19.2	1	32.5
12:00:00	21	19.4	1	32.5
13:00:00	14	18.9	4	32.5
14:00:00	14	22.3	3	34.2
15:00:00	13	24.2	4	33.8
16:00:00	19	16.7	2	40.0
17:00:00	14	22.3	4	35.0
18:00:00	11	27.7	6	34.2
19:00:00	22	15.2	3	32.5
20:00:00	11	23.2	2	32.5
21:00:00	11	22.5	5	33.5
22:00:00	4	28.8	2	32.5
23:00:00	0	N/A	N/A	N/A
00:00:00	0	N/A	N/A	N/A
01:00:00	0	N/A	N/A	N/A
02:00:00	1	27.5	0	0.0
03:00:00	0	N/A	N/A	N/A
04:00:00	1	17.5	0	0.0
05:00:00	3	15.0	0	0.0
06:00:00	7	23.2	1	32.5
07:00:00	15	23.5	3	40.8
08:00:00	23	15.7	7	33.9
09:00:00	20	19.1	3	32.5
10:00:00	22	17.6	2	35.0
11:00:00	10	15.5	0	0.0
12:00:00	16	17.0	2	35.0
13:00:00	12	23.3	1	37.5
14:00:00	5	21.5	0	0.0
15:00:00	13	16.2	1	32.5
16:00:00	31	22.3	11	35.7
17:00:00	17	20.9	7	33.2
18:00:00	11	23.4	2	32.5
19:00:00	13	23.5	2	32.5
20:00:00	6	25.8	1	37.5
21:00:00	7	15.4	0	0.0
22:00:00	3	27.5	1	42.5
23:00:00	1	37.5	1	37.5
00:00:00	0	N/A	N/A	N/A
01:00:00	0	N/A	N/A	N/A
02:00:00	0	N/A	N/A	N/A
03:00:00	0	N/A	N/A	N/A
04:00:00	1	22.5	0	0.0
05:00:00	3	27.5	1	32.5
06:00:00	5	22.5	1	32.5
07:00:00	9	18.9	2	35.0
08:00:00	20	23.1	7	33.9
09:00:00	21	21.8	10	33.0

Summary of Violators
Tivetshall

from Tue-Aug-01-2023-12-00-PM to Tue-Aug-29-2023-06-59-AM

10:00:00	15	19.3	2	35.0
11:00:00	22	18.2	3	34.2
12:00:00	12	13.5	0	0.0
13:00:00	9	19.2	2	32.5
14:00:00	7	22.1	0	0.0
15:00:00	11	22.7	1	32.5
16:00:00	15	29.5	6	35.8
17:00:00	7	28.9	3	34.2
18:00:00	14	25.0	3	35.8
19:00:00	6	17.5	2	32.5
20:00:00	5	23.5	0	0.0
21:00:00	1	37.5	1	37.5
22:00:00	1	22.5	0	0.0
23:00:00	1	32.5	1	32.5
00:00:00	0	N/A	N/A	N/A
01:00:00	1	47.5	1	47.5
02:00:00	0	N/A	N/A	N/A
03:00:00	0	N/A	N/A	N/A
04:00:00	0	N/A	N/A	N/A
05:00:00	3	22.5	0	0.0
06:00:00	6	25.0	0	0.0
07:00:00	11	20.5	3	35.8
08:00:00	17	25.9	5	33.5
09:00:00	14	21.3	2	32.5
10:00:00	16	24.7	4	35.0
11:00:00	13	28.3	4	35.0
12:00:00	13	17.5	1	32.5
13:00:00	8	25.6	3	35.8
14:00:00	13	24.6	2	42.5
15:00:00	6	23.3	0	0.0
16:00:00	13	28.1	6	35.0
17:00:00	14	20.4	2	37.5
18:00:00	11	24.5	3	34.2
19:00:00	117	1.9	1	32.5
20:00:00	3	27.5	1	32.5
21:00:00	3	27.5	1	32.5
22:00:00	1	22.5	0	0.0
23:00:00	1	32.5	1	32.5
00:00:00	0	N/A	N/A	N/A
01:00:00	0	N/A	N/A	N/A
02:00:00	0	N/A	N/A	N/A
03:00:00	0	N/A	N/A	N/A
04:00:00	1	17.5	0	0.0
05:00:00	3	32.5	1	42.5
06:00:00	5	23.5	1	32.5
07:00:00	14	21.8	8	35.0
08:00:00	15	23.0	5	34.5
09:00:00	20	20.6	5	34.5
10:00:00	18	22.1	4	32.5

Summary of Violators
Tivetshall

from Tue-Aug-01-2023-12-00-PM to Tue-Aug-29-2023-06-59-AM

11:00:00	19	21.8	4	32.5
12:00:00	20	15.8	1	37.5
13:00:00	14	23.9	2	35.0
14:00:00	14	23.0	5	34.5
15:00:00	4	23.8	1	32.5
16:00:00	9	19.7	2	32.5
17:00:00	11	28.9	6	33.3
18:00:00	12	23.8	2	35.0
19:00:00	12	19.2	1	32.5
20:00:00	4	35.0	2	45.0
21:00:00	1	27.5	0	0.0
22:00:00	0	N/A	N/A	N/A
23:00:00	1	37.5	1	37.5
00:00:00	1	32.5	1	32.5
01:00:00	1	27.5	0	0.0
02:00:00	0	N/A	N/A	N/A
03:00:00	0	N/A	N/A	N/A
04:00:00	0	N/A	N/A	N/A
05:00:00	1	32.5	1	32.5
06:00:00	5	22.0	1	32.5
07:00:00	5	22.0	2	32.5
08:00:00	7	20.7	0	0.0
09:00:00	13	18.8	1	32.5
10:00:00	20	19.4	6	34.2
11:00:00	25	19.2	4	33.8
12:00:00	20	17.8	2	32.5
13:00:00	19	17.1	2	35.0
14:00:00	16	19.4	2	35.0
15:00:00	13	22.5	1	32.5
16:00:00	8	21.9	2	37.5
17:00:00	9	21.9	0	0.0
18:00:00	7	24.3	2	35.0
19:00:00	11	12.5	1	32.5
20:00:00	8	18.4	0	0.0
21:00:00	1	7.5	0	0.0
22:00:00	1	27.5	0	0.0
23:00:00	0	N/A	N/A	N/A
00:00:00	2	32.5	2	32.5
01:00:00	0	N/A	N/A	N/A
02:00:00	0	N/A	N/A	N/A
03:00:00	0	N/A	N/A	N/A
04:00:00	0	N/A	N/A	N/A
05:00:00	0	N/A	N/A	N/A
06:00:00	1	32.5	1	32.5
07:00:00	3	20.8	0	0.0
08:00:00	3	15.0	0	0.0
09:00:00	8	25.6	1	32.5
10:00:00	12	28.3	4	33.8
11:00:00	13	15.8	0	0.0

Summary of Violators
Tivetshall

from Tue-Aug-01-2023-12-00-PM to Tue-Aug-29-2023-06-59-AM

12:00:00	19	13.8	3	32.5
13:00:00	5	15.0	0	0.0
14:00:00	16	22.8	4	32.5
15:00:00	91	2.0	1	32.5
16:00:00	33	7.0	2	35.0
17:00:00	273	1.5	1	32.5
18:00:00	7	24.6	1	32.5
19:00:00	7	25.4	1	37.5
20:00:00	6	17.5	0	0.0
21:00:00	1	22.5	0	0.0
22:00:00	1	17.5	0	0.0
23:00:00	0	N/A	N/A	N/A
00:00:00	0	N/A	N/A	N/A
01:00:00	0	N/A	N/A	N/A
02:00:00	0	N/A	N/A	N/A
03:00:00	1	32.5	1	32.5
04:00:00	2	25.0	1	32.5
05:00:00	0	N/A	N/A	N/A
06:00:00	2	30.0	1	32.5
07:00:00	0	N/A	N/A	N/A
08:00:00	5	29.5	2	40.0
09:00:00	18	18.8	1	37.5
10:00:00	8	22.2	2	32.5
11:00:00	14	20.4	1	32.5
12:00:00	14	17.3	2	35.0
13:00:00	7	26.1	1	32.5
14:00:00	12	19.2	2	32.5
15:00:00	6	22.1	2	35.0
16:00:00	10	22.5	3	32.5
17:00:00	9	24.2	1	32.5
18:00:00	3	29.2	2	32.5
19:00:00	4	21.3	0	0.0
20:00:00	10	25.8	3	39.2
21:00:00	1	32.5	1	32.5
22:00:00	0	N/A	N/A	N/A
23:00:00	1	32.5	1	32.5

Incoming Histogram

Tivetshall

from Tue-Aug-01-2023-12-00-PM to Tue-Aug-29-2023-06-59-AM

Date	Starting Hr:min	<15	15 to <20	20 to <25	25 to <30	30 to <35	35 to <40	40 to <45	45 to <50	50 to <55	55 to <60	60 to <65	65 to <70	70 to <75	75 to <80	80 to <85	85 to <90	90 to <95	95 to <100	100 to >105	Total Counts	Avg Speed (MPH)	85pet Speed	10MPH Pace	% in pace	# of Speeders	% Speeders	
01/08/2023	00:00	*	*	*	*	*	*	*	*	*	*	*	*	*	*	*	*	*	*	*	*	*	*	*	*	*	*	
01/08/2023	01:00	*	*	*	*	*	*	*	*	*	*	*	*	*	*	*	*	*	*	*	*	*	*	*	*	*	*	
01/08/2023	02:00	*	*	*	*	*	*	*	*	*	*	*	*	*	*	*	*	*	*	*	*	*	*	*	*	*	*	
01/08/2023	03:00	*	*	*	*	*	*	*	*	*	*	*	*	*	*	*	*	*	*	*	*	*	*	*	*	*	*	
01/08/2023	04:00	*	*	*	*	*	*	*	*	*	*	*	*	*	*	*	*	*	*	*	*	*	*	*	*	*	*	
01/08/2023	05:00	*	*	*	*	*	*	*	*	*	*	*	*	*	*	*	*	*	*	*	*	*	*	*	*	*	*	
01/08/2023	06:00	*	*	*	*	*	*	*	*	*	*	*	*	*	*	*	*	*	*	*	*	*	*	*	*	*	*	
01/08/2023	07:00	*	*	*	*	*	*	*	*	*	*	*	*	*	*	*	*	*	*	*	*	*	*	*	*	*	*	
01/08/2023	08:00	*	*	*	*	*	*	*	*	*	*	*	*	*	*	*	*	*	*	*	*	*	*	*	*	*	*	
01/08/2023	09:00	*	*	*	*	*	*	*	*	*	*	*	*	*	*	*	*	*	*	*	*	*	*	*	*	*	*	
01/08/2023	10:00	*	*	*	*	*	*	*	*	*	*	*	*	*	*	*	*	*	*	*	*	*	*	*	*	*	*	
01/08/2023	11:00	*	*	*	*	*	*	*	*	*	*	*	*	*	*	*	*	*	*	*	*	*	*	*	*	*	*	
01/08/2023	12:00	1	0	2	1	0	0	0	0	0	0	0	0	0	0	0	0	0	0	0	0	4	19.5	25	20 to 30	75.0	*	*
01/08/2023	13:00	1	2	2	4	3	0	0	0	0	0	0	0	0	0	0	0	0	0	0	0	12	24.5	31.7	25 to 35	58.3	3	25.0
01/08/2023	14:00	2	0	4	4	2	0	0	0	0	0	0	0	0	0	0	0	0	0	0	0	12	23.3	30	20 to 30	66.7	2	16.7
01/08/2023	15:00	1	0	5	5	3	0	0	0	0	0	0	0	0	0	0	0	0	0	0	0	14	25.4	31.7	20 to 30	71.4	3	21.4
01/08/2023	16:00	0	0	4	15	2	0	0	0	0	0	0	0	0	0	0	0	0	0	0	0	21	26.8	29.7	20 to 30	90.5	2	9.5
01/08/2023	17:00	0	1	1	4	2	1	0	0	0	0	0	0	0	0	0	0	0	0	0	0	9	27.7	35	25 to 35	66.7	3	33.3
01/08/2023	18:00	0	2	1	4	2	0	0	0	0	0	0	0	0	0	0	0	0	0	0	0	9	25.4	32.5	25 to 35	66.7	2	22.2
01/08/2023	19:00	0	1	3	4	6	1	0	0	0	0	0	0	0	0	0	0	0	0	0	0	15	28.1	34.2	25 to 35	66.7	7	46.7
01/08/2023	20:00	0	1	4	4	0	1	0	0	0	0	0	0	0	0	0	0	0	0	0	0	10	25.1	28.8	20 to 30	80.0	1	10.0
01/08/2023	21:00	1	0	1	1	0	0	0	0	0	0	0	0	0	0	0	0	0	0	0	0	3	20.3	30	20 to 30	66.7	*	*
01/08/2023	22:00	0	0	0	1	0	0	0	0	0	0	0	0	0	0	0	0	0	0	0	0	1	27	30	20 to 30	100.0	*	*
01/08/2023	23:00	0	0	0	0	0	0	0	0	0	0	0	0	0	0	0	0	0	0	0	0	0	0	0	*	*	*	*
24 Hr Summary		6	7	27	47	20	3	0	0	0	0	0	0	0	0	0	0	0	0	0	0	110	25.5	31.8	20 to 30	67.3	23	20.9

Incoming Histogram

Tivetshall

from Tue-Aug-01-2023-12-00-PM to Tue-Aug-29-2023-06-59-AM

Date	Starting Hr:min	<15	15 to <20	20 to <25	25 to <30	30 to <35	35 to <40	40 to <45	45 to <50	50 to <55	55 to <60	60 to <65	65 to <70	70 to <75	75 to <80	80 to <85	85 to <90	90 to <95	95 to <100	100 to >105	Total Counts	Avg Speed (MPH)	85pet Speed	10MPH Pace	% in pace	# of Speeders	% Speeders	
02/08/2023	00:00	0	0	0	0	1	0	0	0	0	0	0	0	0	0	0	0	0	0	0	0	1	32	35	25 to 35	100.0	1	100.0
02/08/2023	01:00	0	0	0	0	0	0	0	0	0	0	0	0	0	0	0	0	0	0	0	0	0	0	0	*	*	*	*
02/08/2023	02:00	0	0	0	0	1	0	0	0	0	0	0	0	0	0	0	0	0	0	0	0	1	32	35	25 to 35	100.0	1	100.0
02/08/2023	03:00	0	0	0	0	0	0	0	0	0	0	0	0	0	0	0	0	0	0	0	0	0	0	0	*	*	*	*
02/08/2023	04:00	0	0	1	0	0	0	0	0	0	0	0	0	0	0	0	0	0	0	0	0	1	22	25	15 to 25	100.0	*	*
02/08/2023	05:00	0	0	2	3	0	0	1	0	0	0	0	0	0	0	0	0	0	0	0	0	6	27.8	30	20 to 30	83.3	1	16.7
02/08/2023	06:00	1	0	0	2	3	0	0	0	0	0	0	0	0	0	0	0	0	0	0	0	6	27	33.3	25 to 35	83.3	3	50.0
02/08/2023	07:00	0	0	3	3	2	2	0	0	0	0	0	0	0	0	0	0	0	0	0	0	10	28.6	35	20 to 30	60.0	4	40.0
02/08/2023	08:00	1	1	4	4	2	0	0	0	0	0	0	0	0	0	0	0	0	0	0	0	12	24.2	30	20 to 30	66.7	2	16.7
02/08/2023	09:00	3	3	5	8	2	0	0	0	0	0	0	0	0	0	0	0	0	0	0	0	21	23	29.4	20 to 30	61.9	2	9.5
02/08/2023	10:00	0	0	3	6	3	1	0	0	0	0	0	0	0	0	0	0	0	0	0	0	13	27.8	33.3	20 to 30	69.2	4	30.8
02/08/2023	11:00	6	2	2	5	0	0	1	0	0	0	0	0	0	0	0	0	0	0	0	0	16	19.9	29	20 to 30	43.8	1	6.3
02/08/2023	12:00	0	2	14	10	3	0	0	1	0	0	0	0	0	0	0	0	0	0	0	0	30	25.4	30	20 to 30	80.0	4	13.3
02/08/2023	13:00	3	2	5	4	3	1	0	0	0	0	0	0	0	0	0	0	0	0	0	0	18	23.3	31.7	20 to 30	50.0	4	22.2
02/08/2023	14:00	0	0	3	9	1	0	0	0	0	0	0	0	0	0	0	0	0	0	0	0	13	26.5	29.4	20 to 30	92.3	1	7.7
02/08/2023	15:00	2	2	1	5	0	0	0	0	0	0	0	0	0	0	0	0	0	0	0	0	10	21.6	28	20 to 30	60.0	*	*
02/08/2023	16:00	0	0	1	2	2	0	0	0	0	0	0	0	0	0	0	0	0	0	0	0	5	28	32.5	25 to 35	80.0	2	40.0
02/08/2023	17:00	0	1	2	2	4	0	0	0	0	0	0	0	0	0	0	0	0	0	0	0	9	27.1	33.8	25 to 35	66.7	4	44.4
02/08/2023	18:00	1	1	0	4	1	0	0	0	0	0	0	0	0	0	0	0	0	0	0	0	7	24.1	30	25 to 35	71.4	1	14.3
02/08/2023	19:00	1	0	1	9	2	0	0	0	0	0	0	0	0	0	0	0	0	0	0	0	13	26.4	30	25 to 35	84.6	2	15.4
02/08/2023	20:00	0	0	0	1	0	1	0	0	0	0	0	0	0	0	0	0	0	0	0	0	2	32	40	20 to 30	50.0	1	50.0
02/08/2023	21:00	0	0	2	0	0	0	0	0	0	0	0	0	0	0	0	0	0	0	0	0	2	22.5	25	15 to 25	100.0	*	*
02/08/2023	22:00	0	0	0	0	2	0	0	0	0	0	0	0	0	0	0	0	0	0	0	0	2	32	35	25 to 35	100.0	2	100.0
02/08/2023	23:00	22	0	0	0	0	0	0	0	0	0	0	0	0	0	0	0	0	0	0	0	22	7.5	9.3	0 to 10	100.0	*	*
24 Hr Summary		40	14	49	77	32	5	2	1	0	0	0	0	0	0	0	0	0	0	0	220	23.3	31.1	20 to 30	57.3	40	18.2	

Incoming Histogram

Tivetshall

from Tue-Aug-01-2023-12-00-PM to Tue-Aug-29-2023-06-59-AM

Date	Starting Hr:min	<15	15 to <20	20 to <25	25 to <30	30 to <35	35 to <40	40 to <45	45 to <50	50 to <55	55 to <60	60 to <65	65 to <70	70 to <75	75 to <80	80 to <85	85 to <90	90 to <95	95 to <100	100 to >105	Total Counts	Avg Speed (MPH)	85pct Speed	10MPH Pace	% in pace	# of Speeders	% Speeders	
03/08/2023	00:00	9	0	0	0	0	0	0	0	0	0	0	0	0	0	0	0	0	0	0	9	7.4	9.4	0 to 10	100.0	*	*	
03/08/2023	01:00	0	0	0	0	0	0	0	0	0	0	0	0	0	0	0	0	0	0	0	0	0	0	0	*	*	*	*
03/08/2023	02:00	0	0	0	0	0	0	0	0	0	0	0	0	0	0	0	0	0	0	0	0	0	0	0	*	*	*	*
03/08/2023	03:00	0	0	0	0	1	0	0	0	0	0	0	0	0	0	0	0	0	0	0	1	32	35	25 to 35	100.0	1	100.0	
03/08/2023	04:00	1	0	0	0	0	0	0	0	0	0	0	0	0	0	0	0	0	0	0	1	7	10	0 to 10	100.0	*	*	
03/08/2023	05:00	0	0	1	2	0	0	0	0	0	0	0	0	0	0	0	0	0	0	0	3	25.3	30	20 to 30	100.0	*	*	
03/08/2023	06:00	2	1	0	2	3	1	0	0	0	0	0	0	0	0	0	0	0	0	0	9	24.3	35	25 to 35	55.6	4	44.4	
03/08/2023	07:00	24	0	5	3	2	0	1	0	0	0	0	0	0	0	0	0	0	0	0	35	13.6	26.7	0 to 10	68.6	3	8.6	
03/08/2023	08:00	2	2	2	6	1	4	0	0	0	0	0	0	0	0	0	0	0	0	0	17	26	36.2	20 to 30	47.1	5	29.4	
03/08/2023	09:00	1	0	5	7	4	0	0	0	0	0	0	0	0	0	0	0	0	0	0	17	26	31.2	20 to 30	70.6	4	23.5	
03/08/2023	10:00	3	0	10	10	1	0	0	0	0	0	0	0	0	0	0	0	0	0	0	24	23	28.5	20 to 30	83.3	1	4.2	
03/08/2023	11:00	3	0	2	5	2	0	1	0	0	0	0	0	0	0	0	0	0	0	0	13	24.5	32.5	20 to 30	53.8	3	23.1	
03/08/2023	12:00	1	1	3	4	2	0	0	0	0	0	0	0	0	0	0	0	0	0	0	11	23.8	30	20 to 30	63.6	2	18.2	
03/08/2023	13:00	1	1	4	4	1	0	0	0	0	0	0	0	0	0	0	0	0	0	0	11	23	28.8	20 to 30	72.7	1	9.1	
03/08/2023	14:00	2	2	2	4	2	1	0	0	0	0	0	0	0	0	0	0	0	0	0	13	24.1	32.5	20 to 30	46.2	3	23.1	
03/08/2023	15:00	2	0	3	5	4	0	0	0	0	0	0	0	0	0	0	0	0	0	0	14	25	32.5	25 to 35	64.3	4	28.6	
03/08/2023	16:00	1	2	3	3	0	0	0	0	0	0	0	0	0	0	0	0	0	0	0	9	21.4	28.3	20 to 30	66.7	*	*	
03/08/2023	17:00	1	0	1	8	2	0	0	0	0	0	0	0	0	0	0	0	0	0	0	12	26.3	30	25 to 35	83.3	2	16.7	
03/08/2023	18:00	0	1	0	4	1	2	0	0	0	0	0	0	0	0	0	0	0	0	0	8	28.9	37.5	25 to 35	62.5	3	37.5	
03/08/2023	19:00	1	2	2	3	1	0	0	0	0	0	0	0	0	0	0	0	0	0	0	9	22.6	30	20 to 30	55.6	1	11.1	
03/08/2023	20:00	1	0	2	0	0	2	0	0	0	0	0	0	0	0	0	0	0	0	0	5	26	37.5	15 to 25	40.0	2	40.0	
03/08/2023	21:00	0	0	0	1	0	0	0	0	0	0	0	0	0	0	0	0	0	0	0	1	27	30	20 to 30	100.0	*	*	
03/08/2023	22:00	0	0	0	0	1	0	0	0	0	0	0	0	0	0	0	0	0	0	0	1	32	35	25 to 35	100.0	1	100.0	
03/08/2023	23:00	0	0	0	0	0	0	0	0	0	0	0	0	0	0	0	0	0	0	0	0	0	0	0	*	*	*	*
24 Hr Summary		55	12	45	71	28	10	2	0	0	0	0	0	0	0	0	0	0	0	0	223	22.2	31.2	20 to 30	52.0	40	17.9	

Incoming Histogram

Tivetshall

from Tue-Aug-01-2023-12-00-PM to Tue-Aug-29-2023-06-59-AM

Date	Starting Hr:min	<15	15 to <20	20 to <25	25 to <30	30 to <35	35 to <40	40 to <45	45 to <50	50 to <55	55 to <60	60 to <65	65 to <70	70 to <75	75 to <80	80 to <85	85 to <90	90 to <95	95 to <100	100 to >105	Total Counts	Avg Speed (MPH)	85pet Speed	10MPH Pace	% in pace	# of Speeders	% Speeders	
04/08/2023	00:00	0	0	0	0	0	0	0	0	0	0	0	0	0	0	0	0	0	0	0	0	0	0	*	*	*	*	
04/08/2023	01:00	0	0	0	0	0	0	0	0	0	0	0	0	0	0	0	0	0	0	0	0	0	0	*	*	*	*	
04/08/2023	02:00	0	0	0	1	1	0	0	0	0	0	0	0	0	0	0	0	0	0	0	0	2	29.5	35	25 to 35	100.0	1	50.0
04/08/2023	03:00	0	0	0	0	0	0	0	0	0	0	0	0	0	0	0	0	0	0	0	0	0	0	*	*	*	*	
04/08/2023	04:00	2	0	1	0	0	0	0	0	0	0	0	0	0	0	0	0	0	0	0	0	3	13.7	25	5 to 15	66.7	*	*
04/08/2023	05:00	0	1	0	1	0	0	0	0	0	0	0	0	0	0	0	0	0	0	0	0	2	22	30	10 to 20	50.0	*	*
04/08/2023	06:00	1	1	0	3	2	1	0	0	0	0	0	0	0	0	0	0	0	0	0	0	8	25.8	35	25 to 35	62.5	3	37.5
04/08/2023	07:00	2	0	2	5	1	2	0	0	0	0	0	0	0	0	0	0	0	0	0	0	12	25.8	35	20 to 30	58.3	3	25.0
04/08/2023	08:00	8	0	1	2	2	1	0	0	0	0	0	0	0	0	0	0	0	0	0	0	14	16.9	32.5	0 to 10	57.1	3	21.4
04/08/2023	09:00	5	4	4	11	1	0	0	0	0	0	0	0	0	0	0	0	0	0	0	0	25	21.4	28.6	20 to 30	60.0	1	4.0
04/08/2023	10:00	2	1	3	3	4	1	0	0	0	0	0	0	0	0	0	0	0	0	0	0	14	25.4	33.8	25 to 35	50.0	5	35.7
04/08/2023	11:00	1	2	1	9	6	0	1	0	0	0	0	0	0	0	0	0	0	0	0	0	20	27.4	33.3	25 to 35	75.0	7	35.0
04/08/2023	12:00	3	7	2	0	4	0	0	0	0	0	0	0	0	0	0	0	0	0	0	0	16	20.7	32.5	10 to 20	62.5	4	25.0
04/08/2023	13:00	0	1	2	3	1	2	0	0	0	0	0	0	0	0	0	0	0	0	0	0	9	27.6	37.5	20 to 30	55.6	3	33.3
04/08/2023	14:00	1	1	5	0	0	0	0	0	0	0	0	0	0	0	0	0	0	0	0	0	7	19.4	24	15 to 25	85.7	*	*
04/08/2023	15:00	26	0	1	7	2	1	1	0	0	0	0	0	0	0	0	0	0	0	0	0	38	14.4	28.6	0 to 10	68.4	4	10.5
04/08/2023	16:00	136	0	3	3	1	0	0	0	0	0	0	0	0	0	0	0	0	0	0	0	143	8.6	9.7	5 to 15	95.1	1	0.7
04/08/2023	17:00	0	0	2	4	1	0	0	0	0	0	0	0	0	0	0	0	0	0	0	0	7	26.3	30	20 to 30	85.7	1	14.3
04/08/2023	18:00	0	1	3	1	0	0	0	0	0	0	0	0	0	0	0	0	0	0	0	0	5	22.2	25	15 to 25	80.0	*	*
04/08/2023	19:00	0	0	2	5	0	0	0	0	0	0	0	0	0	0	0	0	0	0	0	0	7	25.7	29	20 to 30	100.0	*	*
04/08/2023	20:00	2	0	1	1	0	1	0	0	0	0	0	0	0	0	0	0	0	0	0	0	5	22.2	30	5 to 15	40.0	1	20.0
04/08/2023	21:00	0	0	0	1	0	0	0	0	0	0	0	0	0	0	0	0	0	0	0	0	1	27	30	20 to 30	100.0	*	*
04/08/2023	22:00	0	0	1	1	1	0	1	0	0	0	0	0	0	0	0	0	0	0	0	0	4	30.8	35	20 to 30	50.0	2	50.0
04/08/2023	23:00	0	0	1	0	0	0	0	0	0	0	0	0	0	0	0	0	0	0	0	0	1	22	25	15 to 25	100.0	*	*
24 Hr Summary		189	19	35	61	27	9	3	0	0	0	0	0	0	0	0	0	0	0	0	0	343	16.3	29	5 to 15	55.1	39	11.4

Incoming Histogram

Tivetshall

from Tue-Aug-01-2023-12-00-PM to Tue-Aug-29-2023-06-59-AM

Date	Starting Hr:min	<15	15 to <20	20 to <25	25 to <30	30 to <35	35 to <40	40 to <45	45 to <50	50 to <55	55 to <60	60 to <65	65 to <70	70 to <75	75 to <80	80 to <85	85 to <90	90 to <95	95 to <100	100 to >105	Total Counts	Avg Speed (MPH)	85pet Speed	10MPH Pace	% in pace	# of Speeders	% Speeders	
05/08/2023	00:00	0	0	0	0	0	0	0	0	0	0	0	0	0	0	0	0	0	0	0	0	0	0	*	*	*	*	
05/08/2023	01:00	0	0	0	0	0	0	0	0	0	0	0	0	0	0	0	0	0	0	0	0	0	0	*	*	*	*	
05/08/2023	02:00	0	0	0	0	0	0	0	0	0	0	0	0	0	0	0	0	0	0	0	0	0	0	*	*	*	*	
05/08/2023	03:00	0	0	0	0	0	0	0	0	0	0	0	0	0	0	0	0	0	0	0	0	0	0	*	*	*	*	
05/08/2023	04:00	1	0	1	0	0	0	0	0	0	0	0	0	0	0	0	0	0	0	0	0	2	14.5	25	0 to 10	50.0	*	*
05/08/2023	05:00	0	0	0	1	0	0	1	0	0	0	0	0	0	0	0	0	0	0	0	0	2	34.5	45	20 to 30	50.0	1	50.0
05/08/2023	06:00	0	0	1	0	1	0	0	0	0	0	0	0	0	0	0	0	0	0	0	0	2	27	35	15 to 25	50.0	1	50.0
05/08/2023	07:00	0	0	2	3	0	0	0	0	0	0	0	0	0	0	0	0	0	0	0	0	5	25	28.3	20 to 30	100.0	*	*
05/08/2023	08:00	0	0	3	5	1	2	0	0	0	0	0	0	0	0	0	0	0	0	0	0	11	28.1	35	20 to 30	72.7	3	27.3
05/08/2023	09:00	1	2	3	1	1	0	0	0	0	0	0	0	0	0	0	0	0	0	0	0	8	21.4	30	15 to 25	62.5	1	12.5
05/08/2023	10:00	3	1	3	6	3	1	0	0	0	0	0	0	0	0	0	0	0	0	0	0	17	24.1	31.7	20 to 30	52.9	4	23.5
05/08/2023	11:00	4	3	3	9	4	0	0	1	0	0	0	0	0	0	0	0	0	0	0	0	24	24.5	31.2	25 to 35	54.2	5	20.8
05/08/2023	12:00	3	1	1	6	0	1	0	0	0	0	0	0	0	0	0	0	0	0	0	0	12	22.2	29.2	20 to 30	58.3	1	8.3
05/08/2023	13:00	0	2	4	4	2	0	0	0	0	0	0	0	0	0	0	0	0	0	0	0	12	24.5	30	20 to 30	66.7	2	16.7
05/08/2023	14:00	2	1	2	3	1	0	0	0	0	0	0	0	0	0	0	0	0	0	0	0	9	22.1	30	20 to 30	55.6	1	11.1
05/08/2023	15:00	0	0	1	1	0	1	0	0	0	0	0	0	0	0	0	0	0	0	0	0	3	28.7	40	20 to 30	66.7	1	33.3
05/08/2023	16:00	1	2	0	1	0	0	0	0	0	0	0	0	0	0	0	0	0	0	0	0	4	17	20	10 to 20	50.0	*	*
05/08/2023	17:00	2	1	2	4	3	1	0	0	0	0	0	0	0	0	0	0	0	0	0	0	13	24.4	33.3	25 to 35	53.8	4	30.8
05/08/2023	18:00	0	0	0	3	2	1	0	0	0	0	0	0	0	0	0	0	0	0	0	0	6	30.3	35	25 to 35	83.3	3	50.0
05/08/2023	19:00	6	0	0	2	0	1	0	0	0	0	0	0	0	0	0	0	0	0	0	0	9	15.1	30	0 to 10	66.7	1	11.1
05/08/2023	20:00	17	0	0	1	1	1	0	0	0	0	0	0	0	0	0	0	0	0	0	0	20	11.1	10	0 to 10	85.0	2	10.0
05/08/2023	21:00	35	0	0	1	0	0	0	0	0	0	0	0	0	0	0	0	0	0	0	0	36	8	9.4	0 to 10	97.2	*	*
05/08/2023	22:00	0	0	0	2	0	1	0	0	0	0	0	0	0	0	0	0	0	0	0	0	3	30.3	40	20 to 30	66.7	1	33.3
05/08/2023	23:00	1	0	0	0	0	0	0	0	0	0	0	0	0	0	0	0	0	0	0	0	1	7	10	0 to 10	100.0	*	*
24 Hr Summary		76	13	26	53	19	10	1	1	0	0	0	0	0	0	0	0	0	0	0	0	199	19.7	30.3	20 to 30	39.7	31	15.6

Incoming Histogram

Tivetshall

from Tue-Aug-01-2023-12-00-PM to Tue-Aug-29-2023-06-59-AM

Date	Starting Hr:min	<15	15 to <20	20 to <25	25 to <30	30 to <35	35 to <40	40 to <45	45 to <50	50 to <55	55 to <60	60 to <65	65 to <70	70 to <75	75 to <80	80 to <85	85 to <90	90 to <95	95 to <100	100 to >105	Total Counts	Avg Speed (MPH)	85pet Speed	10MPH Pace	% in pace	# of Speeders	% Speeders	
06/08/2023	00:00	2	0	0	0	0	0	0	0	0	0	0	0	0	0	0	0	0	0	0	0	2	7.5	10	0 to 10	100.0	*	*
06/08/2023	01:00	0	0	0	0	0	0	0	0	0	0	0	0	0	0	0	0	0	0	0	0	0	0	0	*	*	*	*
06/08/2023	02:00	16	0	0	0	0	0	0	0	0	0	0	0	0	0	0	0	0	0	0	0	16	7.5	9.4	0 to 10	100.0	*	*
06/08/2023	03:00	1	0	0	0	0	0	0	0	0	0	0	0	0	0	0	0	0	0	0	0	1	7	10	0 to 10	100.0	*	*
06/08/2023	04:00	1	0	1	0	0	0	0	0	0	0	0	0	0	0	0	0	0	0	0	0	2	14.5	25	0 to 10	50.0	*	*
06/08/2023	05:00	5	0	0	0	0	0	1	0	0	0	0	0	0	0	0	0	0	0	0	0	6	13.2	10	0 to 10	83.3	1	16.7
06/08/2023	06:00	0	0	0	1	0	0	0	0	0	0	0	0	0	0	0	0	0	0	0	0	1	27	30	20 to 30	100.0	*	*
06/08/2023	07:00	2	1	1	1	1	0	0	0	0	0	0	0	0	0	0	0	0	0	0	0	6	18.8	30	0 to 10	33.3	1	16.7
06/08/2023	08:00	0	1	1	1	0	0	0	0	0	0	0	0	0	0	0	0	0	0	0	0	3	22	30	15 to 25	66.7	*	*
06/08/2023	09:00	1	2	2	4	2	0	0	0	0	0	0	0	0	0	0	0	0	0	0	0	11	24	30	20 to 30	54.5	2	18.2
06/08/2023	10:00	19	0	6	2	3	0	0	0	0	0	0	0	0	0	0	0	0	0	0	0	30	14.3	27.5	5 to 15	63.3	3	10.0
06/08/2023	11:00	3	1	4	9	2	1	0	0	0	0	0	0	0	0	0	0	0	0	0	0	20	23.7	30	20 to 30	65.0	3	15.0
06/08/2023	12:00	0	1	5	4	1	0	0	0	0	0	0	0	0	0	0	0	0	0	0	0	11	24.5	28.8	20 to 30	81.8	1	9.1
06/08/2023	13:00	1	0	1	2	3	0	0	0	0	0	0	0	0	0	0	0	0	0	0	0	7	26.3	33.3	25 to 35	71.4	3	42.9
06/08/2023	14:00	1	3	5	6	1	0	0	0	0	0	0	0	0	0	0	0	0	0	0	0	16	23.2	29.2	20 to 30	68.8	1	6.3
06/08/2023	15:00	14	1	1	4	0	0	0	0	0	0	0	0	0	0	0	0	0	0	0	0	20	12.6	26.2	0 to 10	70.0	*	*
06/08/2023	16:00	0	1	4	4	2	0	0	0	0	0	0	0	0	0	0	0	0	0	0	0	11	25.2	30	20 to 30	72.7	2	18.2
06/08/2023	17:00	0	2	2	3	0	0	1	0	0	0	0	0	0	0	0	0	0	0	0	0	8	25.3	30	20 to 30	62.5	1	12.5
06/08/2023	18:00	0	1	1	1	2	1	0	0	0	0	0	0	0	0	0	0	0	0	0	0	6	27.8	35	25 to 35	50.0	3	50.0
06/08/2023	19:00	0	0	0	0	3	2	0	0	0	0	0	0	0	0	0	0	0	0	0	0	5	34	37.5	30 to 40	100.0	5	100.0
06/08/2023	20:00	0	0	0	2	0	1	0	0	0	0	0	0	0	0	0	0	0	0	0	0	3	30.3	40	20 to 30	66.7	1	33.3
06/08/2023	21:00	0	0	0	0	0	0	0	0	0	0	0	0	0	0	0	0	0	0	0	0	0	0	0	*	*	*	*
06/08/2023	22:00	0	0	0	0	0	0	0	0	0	0	0	0	0	0	0	0	0	0	0	0	0	0	0	*	*	*	*
06/08/2023	23:00	0	0	0	0	0	0	0	0	0	0	0	0	0	0	0	0	0	0	0	0	0	0	0	*	*	*	*
24 Hr Summary		66	14	34	44	20	5	2	0	0	0	0	0	0	0	0	0	0	0	0	0	185	19.5	29.9	20 to 30	42.2	27	14.6

Incoming Histogram

Tivetshall

from Tue-Aug-01-2023-12-00-PM to Tue-Aug-29-2023-06-59-AM

Date	Starting Hr:min	<15	15 to <20	20 to <25	25 to <30	30 to <35	35 to <40	40 to <45	45 to <50	50 to <55	55 to <60	60 to <65	65 to <70	70 to <75	75 to <80	80 to <85	85 to <90	90 to <95	95 to <100	100 to >105	Total Counts	Avg Speed (MPH)	85pet Speed	10MPH Pace	% in pace	# of Speeders	% Speeders	
07/08/2023	00:00	0	0	0	0	0	0	0	0	0	0	0	0	0	0	0	0	0	0	0	0	0	0	*	*	*	*	
07/08/2023	01:00	0	0	0	0	0	0	0	0	0	0	0	0	0	0	0	0	0	0	0	0	0	0	*	*	*	*	
07/08/2023	02:00	0	0	0	0	0	0	0	0	0	0	0	0	0	0	0	0	0	0	0	0	0	0	*	*	*	*	
07/08/2023	03:00	0	0	0	0	1	0	0	0	0	0	0	0	0	0	0	0	0	0	0	0	1	32	35	25 to 35	100.0	1	100.0
07/08/2023	04:00	0	0	1	0	1	0	0	0	0	0	0	0	0	0	0	0	0	0	0	0	2	27	35	15 to 25	50.0	1	50.0
07/08/2023	05:00	0	0	0	0	0	0	1	0	0	0	0	0	0	0	0	0	0	0	0	0	1	42	45	35 to 45	100.0	1	100.0
07/08/2023	06:00	1	1	0	4	1	1	0	0	0	0	0	0	0	0	0	0	0	0	0	0	8	25.9	35	25 to 35	62.5	2	25.0
07/08/2023	07:00	0	1	4	4	0	1	0	0	0	0	0	0	0	0	0	0	0	0	0	0	10	25.1	28.8	20 to 30	80.0	1	10.0
07/08/2023	08:00	0	2	0	9	3	0	0	0	0	0	0	0	0	0	0	0	0	0	0	0	14	26.9	31.7	25 to 35	85.7	3	21.4
07/08/2023	09:00	1	2	5	6	3	1	0	0	0	0	0	0	0	0	0	0	0	0	0	0	18	25.1	31.7	20 to 30	61.1	4	22.2
07/08/2023	10:00	0	0	5	7	3	1	0	0	0	0	0	0	0	0	0	0	0	0	0	0	16	27.2	33.3	20 to 30	75.0	4	25.0
07/08/2023	11:00	1	3	1	6	3	1	0	0	0	0	0	0	0	0	0	0	0	0	0	0	15	25.5	33.3	25 to 35	60.0	4	26.7
07/08/2023	12:00	6	1	7	7	3	0	0	0	0	0	0	0	0	0	0	0	0	0	0	0	24	21.8	29.3	20 to 30	58.3	3	12.5
07/08/2023	13:00	3	1	3	3	2	0	1	0	0	0	0	0	0	0	0	0	0	0	0	0	13	23.2	32.5	20 to 30	46.2	3	23.1
07/08/2023	14:00	0	0	2	6	1	0	0	0	0	0	0	0	0	0	0	0	0	0	0	0	9	26.6	30	20 to 30	88.9	1	11.1
07/08/2023	15:00	2	2	1	8	1	0	0	0	0	0	0	0	0	0	0	0	0	0	0	0	14	23.5	29.4	20 to 30	64.3	1	7.1
07/08/2023	16:00	0	2	1	4	0	1	0	0	0	0	0	0	0	0	0	0	0	0	0	0	8	25.4	30	20 to 30	62.5	1	12.5
07/08/2023	17:00	0	0	1	4	2	1	0	0	0	0	0	0	0	0	0	0	0	0	0	0	8	29	35	25 to 35	75.0	3	37.5
07/08/2023	18:00	0	0	1	4	1	0	0	0	0	0	0	0	0	0	0	0	0	0	0	0	6	27.2	30	20 to 30	83.3	1	16.7
07/08/2023	19:00	0	0	1	4	2	1	1	0	0	0	0	0	0	0	0	0	0	0	0	0	9	30.6	40	25 to 35	66.7	4	44.4
07/08/2023	20:00	1	3	2	3	1	0	0	0	0	0	0	0	0	0	0	0	0	0	0	0	10	21.5	28.3	15 to 25	50.0	1	10.0
07/08/2023	21:00	0	0	0	3	0	0	0	0	0	0	0	0	0	0	0	0	0	0	0	0	3	27	30	20 to 30	100.0	*	*
07/08/2023	22:00	0	0	0	1	0	0	0	0	0	0	0	0	0	0	0	0	0	0	0	0	1	27	30	20 to 30	100.0	*	*
07/08/2023	23:00	0	1	1	1	0	0	0	0	0	0	0	0	0	0	0	0	0	0	0	0	3	22	30	15 to 25	66.7	*	*
24 Hr Summary		15	19	36	84	28	8	3	0	0	0	0	0	0	0	0	0	0	0	0	0	193	25.3	31.8	20 to 30	62.2	39	20.2

Incoming Histogram

Tivetshall

from Tue-Aug-01-2023-12-00-PM to Tue-Aug-29-2023-06-59-AM

Date	Starting Hr:min	<15	15 to <20	20 to <25	25 to <30	30 to <35	35 to <40	40 to <45	45 to <50	50 to <55	55 to <60	60 to <65	65 to <70	70 to <75	75 to <80	80 to <85	85 to <90	90 to <95	95 to <100	100 to >105	Total Counts	Avg Speed (MPH)	85pet Speed	10MPH Pace	% in pace	# of Speeders	% Speeders	
08/08/2023	00:00	0	0	0	0	0	0	0	0	0	0	0	0	0	0	0	0	0	0	0	0	0	0	*	*	*	*	
08/08/2023	01:00	0	0	0	0	0	0	0	0	0	0	0	0	0	0	0	0	0	0	0	0	0	0	*	*	*	*	
08/08/2023	02:00	0	0	0	0	0	0	0	0	0	0	0	0	0	0	0	0	0	0	0	0	0	0	*	*	*	*	
08/08/2023	03:00	0	0	0	0	0	0	0	0	0	0	0	0	0	0	0	0	0	0	0	0	0	0	*	*	*	*	
08/08/2023	04:00	2	1	0	0	0	0	0	0	0	0	0	0	0	0	0	0	0	0	0	0	3	12	20	5 to 15	66.7	*	*
08/08/2023	05:00	0	0	0	1	0	0	0	0	0	0	0	0	0	0	0	0	0	0	0	0	1	27	30	20 to 30	100.0	*	*
08/08/2023	06:00	1	0	1	4	1	2	0	0	0	0	0	0	0	0	0	0	0	0	0	0	9	27.7	37.5	20 to 30	55.6	3	33.3
08/08/2023	07:00	4	1	5	1	1	0	0	0	0	0	0	0	0	0	0	0	0	0	0	0	12	18.3	25	15 to 25	50.0	1	8.3
08/08/2023	08:00	2	0	3	7	3	0	0	0	0	0	0	0	0	0	0	0	0	0	0	0	15	25.1	31.7	20 to 30	66.7	3	20.0
08/08/2023	09:00	2	0	2	3	1	0	0	0	0	0	0	0	0	0	0	0	0	0	0	0	8	22.6	30	20 to 30	62.5	1	12.5
08/08/2023	10:00	0	0	6	6	2	1	0	0	0	0	0	0	0	0	0	0	0	0	0	0	15	26.5	32.5	20 to 30	80.0	3	20.0
08/08/2023	11:00	3	1	3	11	3	3	1	0	1	0	0	0	0	0	0	0	0	0	0	0	26	27.6	36.7	20 to 30	53.8	8	30.8
08/08/2023	12:00	4	3	2	6	1	0	0	0	0	0	0	0	0	0	0	0	0	0	0	0	16	21.3	29.2	20 to 30	50.0	1	6.3
08/08/2023	13:00	2	2	3	5	1	0	0	1	0	0	0	0	0	0	0	0	0	0	0	0	14	23.4	30	20 to 30	57.1	2	14.3
08/08/2023	14:00	1	0	3	5	1	0	0	0	0	0	0	0	0	0	0	0	0	0	0	0	10	24.7	29	20 to 30	80.0	1	10.0
08/08/2023	15:00	3	1	2	4	6	0	0	0	0	0	0	0	0	0	0	0	0	0	0	0	16	24.7	33.3	25 to 35	62.5	6	37.5
08/08/2023	16:00	0	0	4	5	4	2	0	0	0	0	0	0	0	0	0	0	0	0	0	0	15	28.4	35	20 to 30	60.0	6	40.0
08/08/2023	17:00	0	1	1	1	2	0	0	0	0	0	0	0	0	0	0	0	0	0	0	0	5	26	32.5	25 to 35	60.0	2	40.0
08/08/2023	18:00	0	1	1	3	1	0	0	0	0	0	0	0	0	0	0	0	0	0	0	0	6	25.5	30	20 to 30	66.7	1	16.7
08/08/2023	19:00	0	1	1	8	4	1	1	0	0	0	0	0	0	0	0	0	0	0	0	0	16	29.1	35	25 to 35	75.0	6	37.5
08/08/2023	20:00	1	0	2	0	0	0	0	0	0	0	0	0	0	0	0	0	0	0	0	0	3	18.7	25	15 to 25	66.7	*	*
08/08/2023	21:00	1	0	0	3	2	0	0	0	0	0	0	0	0	0	0	0	0	0	0	0	6	26.2	32.5	25 to 35	83.3	2	33.3
08/08/2023	22:00	0	0	1	0	0	0	0	0	0	0	0	0	0	0	0	0	0	0	0	0	1	22	25	15 to 25	100.0	*	*
08/08/2023	23:00	0	0	1	0	0	0	0	0	0	0	0	0	0	0	0	0	0	0	0	0	1	22	25	15 to 25	100.0	*	*
24 Hr Summary		26	12	41	73	33	9	2	1	1	0	0	0	0	0	0	0	0	0	0	0	198	25	32.4	20 to 30	57.6	46	23.2

Incoming Histogram

Tivetshall

from Tue-Aug-01-2023-12-00-PM to Tue-Aug-29-2023-06-59-AM

Date	Starting Hr:min	<15	15 to <20	20 to <25	25 to <30	30 to <35	35 to <40	40 to <45	45 to <50	50 to <55	55 to <60	60 to <65	65 to <70	70 to <75	75 to <80	80 to <85	85 to <90	90 to <95	95 to <100	100 to >105	Total Counts	Avg Speed (MPH)	85pet Speed	10MPH Pace	% in pace	# of Speeders	% Speeders
09/08/2023	00:00	0	0	0	0	0	0	0	0	0	0	0	0	0	0	0	0	0	0	0	0	0	0	*	*	*	*
09/08/2023	01:00	0	0	0	0	0	0	0	0	0	0	0	0	0	0	0	0	0	0	0	0	0	0	*	*	*	*
09/08/2023	02:00	0	0	0	1	0	0	0	0	0	0	0	0	0	0	0	0	0	0	0	1	27	30	20 to 30	100.0	*	*
09/08/2023	03:00	0	0	0	0	0	0	0	0	0	0	0	0	0	0	0	0	0	0	0	0	0	0	*	*	*	*
09/08/2023	04:00	1	0	1	0	0	0	0	0	0	0	0	0	0	0	0	0	0	0	0	2	14.5	25	0 to 10	50.0	*	*
09/08/2023	05:00	0	0	0	0	0	0	0	0	0	0	0	0	0	0	0	0	0	0	0	0	0	0	*	*	*	*
09/08/2023	06:00	1	0	1	3	3	1	0	0	0	0	0	0	0	0	0	0	0	0	0	9	27.7	35	25 to 35	66.7	4	44.4
09/08/2023	07:00	0	0	3	5	0	1	0	0	0	0	0	0	0	0	0	0	0	0	0	9	26.7	30	20 to 30	88.9	1	11.1
09/08/2023	08:00	1	3	3	7	0	0	0	0	0	0	0	0	0	0	0	0	0	0	0	14	22.6	28.6	20 to 30	71.4	*	*
09/08/2023	09:00	1	1	2	5	2	2	0	0	0	0	0	0	0	0	0	0	0	0	0	13	26.6	35	20 to 30	53.8	4	30.8
09/08/2023	10:00	1	4	1	2	1	2	1	0	0	0	0	0	0	0	0	0	0	0	0	12	25	37.5	15 to 25	41.7	4	33.3
09/08/2023	11:00	3	1	8	13	1	0	0	0	0	0	0	0	0	0	0	0	0	0	0	26	23.4	28.8	20 to 30	80.8	1	3.8
09/08/2023	12:00	3	3	0	3	2	1	0	0	0	0	0	0	0	0	0	0	0	0	0	12	21.3	32.5	25 to 35	41.7	3	25.0
09/08/2023	13:00	6	3	5	2	1	0	0	0	0	0	0	0	0	0	0	0	0	0	0	17	18.4	25	15 to 25	47.1	1	5.9
09/08/2023	14:00	1	1	2	3	2	0	0	0	0	0	0	0	0	0	0	0	0	0	0	9	23.8	32.5	20 to 30	55.6	2	22.2
09/08/2023	15:00	2	4	3	4	1	0	0	0	0	0	0	0	0	0	0	0	0	0	0	14	21.3	28.8	15 to 25	50.0	1	7.1
09/08/2023	16:00	0	1	2	5	0	0	0	0	0	0	0	0	0	0	0	0	0	0	0	8	24.6	29	20 to 30	87.5	*	*
09/08/2023	17:00	1	2	4	5	2	0	0	0	0	0	0	0	0	0	0	0	0	0	0	14	23.6	30	20 to 30	64.3	2	14.3
09/08/2023	18:00	0	0	0	5	2	2	1	0	0	0	0	0	0	0	0	0	0	0	0	10	31.6	37.5	25 to 35	70.0	5	50.0
09/08/2023	19:00	1	1	0	3	2	0	0	1	0	0	0	0	0	0	0	0	0	0	0	8	27.1	35	25 to 35	62.5	3	37.5
09/08/2023	20:00	0	3	3	2	0	0	0	0	0	0	0	0	0	0	0	0	0	0	0	8	21.8	27.5	15 to 25	75.0	*	*
09/08/2023	21:00	0	0	0	2	0	0	0	0	0	0	0	0	0	0	0	0	0	0	0	2	27	30	20 to 30	100.0	*	*
09/08/2023	22:00	0	0	0	1	0	0	0	0	0	0	0	0	0	0	0	0	0	0	0	1	27	30	20 to 30	100.0	*	*
09/08/2023	23:00	0	0	0	0	0	0	0	0	0	0	0	0	0	0	0	0	0	0	0	0	0	0	*	*	*	*
24 Hr Summary		22	27	38	71	19	9	2	1	0	0	0	0	0	0	0	0	0	0	0	189	23.9	30.8	20 to 30	57.7	31	16.4

Incoming Histogram

Tivetshall

from Tue-Aug-01-2023-12-00-PM to Tue-Aug-29-2023-06-59-AM

Date	Starting Hr:min	<15	15 to <20	20 to <25	25 to <30	30 to <35	35 to <40	40 to <45	45 to <50	50 to <55	55 to <60	60 to <65	65 to <70	70 to <75	75 to <80	80 to <85	85 to <90	90 to <95	95 to <100	100 to >105	Total Counts	Avg Speed (MPH)	85pet Speed	10MPH Pace	% in pace	# of Speeders	% Speeders	
10/08/2023	00:00	0	0	0	0	0	0	0	0	0	0	0	0	0	0	0	0	0	0	0	0	0	0	*	*	*	*	
10/08/2023	01:00	0	0	0	0	0	0	0	0	0	0	0	0	0	0	0	0	0	0	0	0	0	0	*	*	*	*	
10/08/2023	02:00	0	0	0	0	0	0	0	0	0	0	0	0	0	0	0	0	0	0	0	0	0	0	*	*	*	*	
10/08/2023	03:00	0	0	0	0	0	0	0	0	0	0	0	0	0	0	0	0	0	0	0	0	0	0	*	*	*	*	
10/08/2023	04:00	0	0	1	0	0	0	0	0	0	0	0	0	0	0	0	0	0	0	0	0	1	22	25	15 to 25	100.0	*	*
10/08/2023	05:00	0	0	0	2	0	0	0	0	0	0	0	0	0	0	0	0	0	0	0	0	2	27	30	20 to 30	100.0	*	*
10/08/2023	06:00	0	1	0	5	0	2	0	0	0	0	0	0	0	0	0	0	0	0	0	0	8	28.4	37.5	20 to 30	62.5	2	25.0
10/08/2023	07:00	1	0	5	1	1	2	0	0	0	0	0	0	0	0	0	0	0	0	0	0	10	25.6	35	20 to 30	60.0	3	30.0
10/08/2023	08:00	0	2	3	7	3	1	0	0	0	0	0	0	0	0	0	0	0	0	0	0	16	26.4	33.3	20 to 30	62.5	4	25.0
10/08/2023	09:00	3	1	7	5	4	1	0	0	0	0	0	0	0	0	0	0	0	0	0	0	21	24	32.5	20 to 30	57.1	5	23.8
10/08/2023	10:00	0	1	1	1	1	1	0	0	0	0	0	0	0	0	0	0	0	0	0	0	5	27	35	15 to 25	40.0	2	40.0
10/08/2023	11:00	0	2	5	3	0	1	0	0	0	0	0	0	0	0	0	0	0	0	0	0	11	24	28.3	20 to 30	72.7	1	9.1
10/08/2023	12:00	6	1	2	3	3	1	1	0	0	0	0	0	0	0	0	0	0	0	0	0	17	23.1	33.3	10 to 20	41.2	5	29.4
10/08/2023	13:00	1	1	0	2	3	1	0	0	0	0	0	0	0	0	0	0	0	0	0	0	8	27	35	25 to 35	62.5	4	50.0
10/08/2023	14:00	3	0	9	6	4	0	0	0	0	0	0	0	0	0	0	0	0	0	0	0	22	23.6	31.2	20 to 30	68.2	4	18.2
10/08/2023	15:00	0	5	2	3	2	0	0	0	0	0	0	0	0	0	0	0	0	0	0	0	12	23	30	15 to 25	58.3	2	16.7
10/08/2023	16:00	0	1	3	2	3	0	0	0	0	0	0	0	0	0	0	0	0	0	0	0	9	25.9	33.3	20 to 30	55.6	3	33.3
10/08/2023	17:00	2	2	1	6	2	0	0	0	0	0	0	0	0	0	0	0	0	0	0	0	13	23.2	30	25 to 35	61.5	2	15.4
10/08/2023	18:00	0	1	7	6	4	0	1	0	0	0	0	0	0	0	0	0	0	0	0	0	19	26.7	32.5	20 to 30	68.4	5	26.3
10/08/2023	19:00	0	1	2	3	0	0	1	0	0	0	0	0	0	0	0	0	0	0	0	0	7	26.4	30	20 to 30	71.4	1	14.3
10/08/2023	20:00	0	0	1	6	1	0	0	0	0	0	0	0	0	0	0	0	0	0	0	0	8	27.3	30	20 to 30	87.5	1	12.5
10/08/2023	21:00	0	0	1	1	0	0	0	0	0	0	0	0	0	0	0	0	0	0	0	0	2	24.5	30	20 to 30	100.0	*	*
10/08/2023	22:00	0	0	0	2	2	0	0	0	0	0	0	0	0	0	0	0	0	0	0	0	4	29.8	32.5	25 to 35	100.0	2	50.0
10/08/2023	23:00	0	0	0	0	0	0	0	0	0	0	0	0	0	0	0	0	0	0	0	0	0	0	*	*	*	*	
24 Hr Summary		16	19	50	64	33	10	3	0	0	0	0	0	0	0	0	0	0	0	0	195	25.1	32.6	20 to 30	58.5	46	23.6	

Incoming Histogram

Tivetshall

from Tue-Aug-01-2023-12-00-PM to Tue-Aug-29-2023-06-59-AM

Date	Starting Hr:min	<15	15 to <20	20 to <25	25 to <30	30 to <35	35 to <40	40 to <45	45 to <50	50 to <55	55 to <60	60 to <65	65 to <70	70 to <75	75 to <80	80 to <85	85 to <90	90 to <95	95 to <100	100 to >105	Total Counts	Avg Speed (MPH)	85pet Speed	10MPH Pace	% in pace	# of Speeders	% Speeders	
11/08/2023	00:00	0	0	0	1	0	0	0	0	0	0	0	0	0	0	0	0	0	0	0	0	1	27	30	20 to 30	100.0	*	*
11/08/2023	01:00	0	0	0	0	0	0	0	0	0	0	0	0	0	0	0	0	0	0	0	0	0	0	0	*	*	*	*
11/08/2023	02:00	0	0	0	0	1	0	0	0	0	0	0	0	0	0	0	0	0	0	0	0	1	32	35	25 to 35	100.0	1	100.0
11/08/2023	03:00	0	0	0	0	0	0	0	0	0	0	0	0	0	0	0	0	0	0	0	0	0	0	0	*	*	*	*
11/08/2023	04:00	1	0	1	0	0	0	0	0	0	0	0	0	0	0	0	0	0	0	0	0	2	14.5	25	0 to 10	50.0	*	*
11/08/2023	05:00	0	0	0	0	0	0	0	0	0	0	0	0	0	0	0	0	0	0	0	0	0	0	0	*	*	*	*
11/08/2023	06:00	0	1	1	4	2	0	0	0	0	0	0	0	0	0	0	0	0	0	0	0	8	26.5	32.5	25 to 35	75.0	2	25.0
11/08/2023	07:00	1	0	3	2	1	2	0	0	0	0	0	0	0	0	0	0	0	0	0	0	9	26.4	37.5	20 to 30	55.6	3	33.3
11/08/2023	08:00	0	1	8	5	0	0	0	0	0	0	0	0	0	0	0	0	0	0	0	0	14	23.6	28	20 to 30	92.9	*	*
11/08/2023	09:00	2	4	5	4	2	0	0	0	1	0	0	0	0	0	0	0	0	0	0	0	18	23.4	30	15 to 25	50.0	3	16.7
11/08/2023	10:00	2	1	5	11	3	0	0	0	0	0	0	0	0	0	0	0	0	0	0	0	22	24.7	30	20 to 30	72.7	3	13.6
11/08/2023	11:00	2	3	4	8	0	0	0	0	0	0	0	0	0	0	0	0	0	0	0	0	17	22.5	28.1	20 to 30	70.6	*	*
11/08/2023	12:00	1	0	3	1	0	0	0	0	0	0	0	0	0	0	0	0	0	0	0	0	5	21	25	20 to 30	80.0	*	*
11/08/2023	13:00	0	0	4	3	2	0	0	0	0	0	0	0	0	0	0	0	0	0	0	0	9	26	32.5	20 to 30	77.8	2	22.2
11/08/2023	14:00	0	0	4	8	3	0	0	0	0	1	0	0	0	0	0	0	0	0	0	0	16	28.7	33.3	20 to 30	75.0	4	25.0
11/08/2023	15:00	2	0	3	7	4	1	0	0	0	0	0	0	0	0	0	0	0	0	0	0	17	25.9	32.5	25 to 35	64.7	5	29.4
11/08/2023	16:00	0	1	0	2	0	0	0	0	0	0	0	0	0	0	0	0	0	0	0	0	3	23.7	30	20 to 30	66.7	*	*
11/08/2023	17:00	0	0	2	4	2	0	1	0	0	0	0	0	0	0	0	0	0	0	0	0	9	28.9	35	20 to 30	66.7	3	33.3
11/08/2023	18:00	0	0	0	5	2	0	0	0	0	0	0	0	0	0	0	0	0	0	0	0	7	28.6	32.5	25 to 35	100.0	2	28.6
11/08/2023	19:00	2	0	4	2	4	0	0	0	0	0	0	0	0	0	0	0	0	0	0	0	12	24.3	32.5	20 to 30	50.0	4	33.3
11/08/2023	20:00	0	0	1	3	1	0	0	0	0	0	0	0	0	0	0	0	0	0	0	0	5	27	30	20 to 30	80.0	1	20.0
11/08/2023	21:00	1	1	2	2	2	0	0	0	0	0	0	0	0	0	0	0	0	0	0	0	8	24	32.5	20 to 30	50.0	2	25.0
11/08/2023	22:00	0	0	1	2	0	0	1	0	0	0	0	0	0	0	0	0	0	0	0	0	4	29.5	30	20 to 30	75.0	1	25.0
11/08/2023	23:00	0	0	0	1	1	0	0	0	0	0	0	0	0	0	0	0	0	0	0	0	2	29.5	35	25 to 35	100.0	1	50.0
24 Hr Summary		14	12	51	75	30	3	2	0	1	1	0	0	0	0	0	0	0	0	0	189	25.3	31.5	20 to 30	66.7	37	19.6	

Incoming Histogram

Tivetshall

from Tue-Aug-01-2023-12-00-PM to Tue-Aug-29-2023-06-59-AM

Date	Starting Hr:min	<15	15 to <20	20 to <25	25 to <30	30 to <35	35 to <40	40 to <45	45 to <50	50 to <55	55 to <60	60 to <65	65 to <70	70 to <75	75 to <80	80 to <85	85 to <90	90 to <95	95 to <100	100 to >105	Total Counts	Avg Speed (MPH)	85pet Speed	10MPH Pace	% in pace	# of Speeders	% Speeders	
12/08/2023	00:00	0	0	1	0	1	0	0	0	0	0	0	0	0	0	0	0	0	0	0	0	2	27	35	15 to 25	50.0	1	50.0
12/08/2023	01:00	0	0	0	0	0	0	0	0	0	0	0	0	0	0	0	0	0	0	0	0	0	0	0	*	*	*	*
12/08/2023	02:00	0	0	0	0	0	0	0	0	0	0	0	0	0	0	0	0	0	0	0	0	0	0	0	*	*	*	*
12/08/2023	03:00	0	0	0	0	0	0	0	0	0	0	0	0	0	0	0	0	0	0	0	0	0	0	0	*	*	*	*
12/08/2023	04:00	2	0	0	0	0	0	0	0	0	0	0	0	0	0	0	0	0	0	0	0	2	9.5	15	5 to 15	100.0	*	*
12/08/2023	05:00	0	0	0	0	0	0	0	0	0	0	0	0	0	0	0	0	0	0	0	0	0	0	0	*	*	*	*
12/08/2023	06:00	1	0	1	2	0	1	0	0	0	0	0	0	0	0	0	0	0	0	0	0	5	25	30	20 to 30	60.0	1	20.0
12/08/2023	07:00	0	1	3	3	0	0	0	0	0	0	0	0	0	0	0	0	0	0	0	0	7	23.4	28.3	20 to 30	85.7	*	*
12/08/2023	08:00	2	0	0	5	5	0	0	0	0	0	0	0	0	0	0	0	0	0	0	0	12	26.3	33	25 to 35	83.3	5	41.7
12/08/2023	09:00	0	1	5	1	1	1	0	0	0	0	0	0	0	0	0	0	0	0	0	0	9	24.9	35	15 to 25	66.7	2	22.2
12/08/2023	10:00	2	5	0	6	2	0	0	0	0	0	0	0	0	0	0	0	0	0	0	0	15	22.5	30	25 to 35	53.3	2	13.3
12/08/2023	11:00	2	1	3	6	3	0	1	0	0	0	0	0	0	0	0	0	0	0	0	0	16	25.6	33.3	20 to 30	56.3	4	25.0
12/08/2023	12:00	1	2	3	11	1	0	0	0	0	0	0	0	0	0	0	0	0	0	0	0	18	24.7	29.1	20 to 30	77.8	1	5.6
12/08/2023	13:00	0	1	2	6	2	0	0	0	1	0	0	0	0	0	0	0	0	0	0	0	12	28.4	32.5	20 to 30	66.7	3	25.0
12/08/2023	14:00	0	2	3	5	3	1	0	0	0	0	0	0	0	0	0	0	0	0	0	0	14	26.4	33.3	20 to 30	57.1	4	28.6
12/08/2023	15:00	3	1	2	8	3	0	0	0	0	0	0	0	0	0	0	0	0	0	0	0	17	24.1	30	25 to 35	64.7	3	17.6
12/08/2023	16:00	3	4	1	5	0	1	0	0	0	0	0	0	0	0	0	0	0	0	0	0	14	20.6	29	20 to 30	42.9	1	7.1
12/08/2023	17:00	0	0	4	3	2	0	1	0	0	0	0	0	0	0	0	0	0	0	0	0	10	27.7	32.5	20 to 30	70.0	3	30.0
12/08/2023	18:00	2	0	2	3	2	0	0	0	0	0	0	0	0	0	0	0	0	0	0	0	9	23.1	32.5	20 to 30	55.6	2	22.2
12/08/2023	19:00	0	0	3	0	1	0	0	0	0	0	0	0	0	0	0	0	0	0	0	0	4	24.8	25	15 to 25	75.0	1	25.0
12/08/2023	20:00	0	0	1	1	1	0	0	0	0	0	0	0	0	0	0	0	0	0	0	0	3	27	35	20 to 30	66.7	1	33.3
12/08/2023	21:00	1	2	2	1	0	0	0	0	0	0	0	0	0	0	0	0	0	0	0	0	6	18.8	25	15 to 25	66.7	*	*
12/08/2023	22:00	0	0	1	1	0	0	0	0	0	0	0	0	0	0	0	0	0	0	0	0	2	24.5	30	20 to 30	100.0	*	*
12/08/2023	23:00	0	0	0	1	0	0	0	0	0	0	0	0	0	0	0	0	0	0	0	0	1	27	30	20 to 30	100.0	*	*
24 Hr Summary		19	20	37	68	27	4	2	0	1	0	0	0	0	0	0	0	0	0	0	0	178	24.5	31.3	20 to 30	59.0	34	19.1

Incoming Histogram

Tivetshall

from Tue-Aug-01-2023-12-00-PM to Tue-Aug-29-2023-06-59-AM

Date	Starting Hr:min	<15	15 to <20	20 to <25	25 to <30	30 to <35	35 to <40	40 to <45	45 to <50	50 to <55	55 to <60	60 to <65	65 to <70	70 to <75	75 to <80	80 to <85	85 to <90	90 to <95	95 to <100	100 to >105	Total Counts	Avg Speed (MPH)	85pet Speed	10MPH Pace	% in pace	# of Speeders	% Speeders	
13/08/2023	00:00	0	0	0	0	1	0	0	0	0	0	0	0	0	0	0	0	0	0	0	0	1	32	35	25 to 35	100.0	1	100.0
13/08/2023	01:00	0	0	4	4	0	0	0	0	0	0	0	0	0	0	0	0	0	0	0	0	8	24.8	28.8	20 to 30	100.0	*	*
13/08/2023	02:00	0	0	2	2	2	0	0	0	0	0	0	0	0	0	0	0	0	0	0	0	6	27	32.5	20 to 30	66.7	2	33.3
13/08/2023	03:00	0	0	0	1	0	1	0	0	0	0	0	0	0	0	0	0	0	0	0	0	2	32	40	20 to 30	50.0	1	50.0
13/08/2023	04:00	2	0	0	0	0	0	0	0	0	0	0	0	0	0	0	0	0	0	0	0	2	9.5	15	5 to 15	100.0	*	*
13/08/2023	05:00	0	0	0	0	0	0	0	0	0	0	0	0	0	0	0	0	0	0	0	0	0	0	0	*	*	*	*
13/08/2023	06:00	0	0	0	0	1	0	0	0	0	0	0	0	0	0	0	0	0	0	0	0	1	32	35	25 to 35	100.0	1	100.0
13/08/2023	07:00	0	0	2	0	1	0	0	0	0	0	0	0	0	0	0	0	0	0	0	0	3	25.3	35	15 to 25	66.7	1	33.3
13/08/2023	08:00	0	0	3	2	2	1	0	0	0	0	0	0	0	0	0	0	0	0	0	0	8	27.6	35	20 to 30	62.5	3	37.5
13/08/2023	09:00	0	0	2	3	0	0	0	0	0	0	0	0	0	0	0	0	0	0	0	0	5	25	28.3	20 to 30	100.0	*	*
13/08/2023	10:00	5	3	2	6	0	0	1	0	0	0	0	0	0	0	0	0	0	0	0	0	17	20.3	28.3	20 to 30	47.1	1	5.9
13/08/2023	11:00	0	0	1	3	2	0	1	0	1	0	0	0	0	0	0	0	0	0	0	0	8	32.6	45	25 to 35	62.5	4	50.0
13/08/2023	12:00	1	0	5	3	0	0	0	0	0	0	0	0	0	0	0	0	0	0	0	0	9	22.7	28.3	20 to 30	88.9	*	*
13/08/2023	13:00	2	0	2	7	8	1	0	0	0	0	0	0	0	0	0	0	0	0	0	0	20	27.8	33.8	25 to 35	75.0	9	45.0
13/08/2023	14:00	0	0	1	8	1	0	0	0	0	0	0	0	0	0	0	0	0	0	0	0	10	27.2	29.4	20 to 30	90.0	1	10.0
13/08/2023	15:00	0	2	2	4	1	1	0	0	0	0	0	0	0	0	0	0	0	0	0	0	10	25.7	30	20 to 30	60.0	2	20.0
13/08/2023	16:00	2	0	1	4	0	2	0	0	0	0	0	0	0	0	0	0	0	0	0	0	9	25.4	37.5	20 to 30	55.6	2	22.2
13/08/2023	17:00	1	1	4	2	0	1	0	0	0	0	0	0	0	0	0	0	0	0	0	0	9	23.2	30	20 to 30	66.7	1	11.1
13/08/2023	18:00	0	1	0	3	2	0	0	0	0	0	0	0	0	0	0	0	0	0	0	0	6	27	32.5	25 to 35	83.3	2	33.3
13/08/2023	19:00	2	2	2	2	1	1	0	0	0	0	0	0	0	0	0	0	0	0	0	0	10	22	30	15 to 25	40.0	2	20.0
13/08/2023	20:00	0	0	1	1	0	0	0	0	0	0	0	0	0	0	0	0	0	0	0	0	2	24.5	30	20 to 30	100.0	*	*
13/08/2023	21:00	0	0	0	1	4	0	0	0	0	0	0	0	0	0	0	0	0	0	0	0	5	31	33.8	25 to 35	100.0	4	80.0
13/08/2023	22:00	0	0	0	0	1	0	0	0	0	0	0	0	0	0	0	0	0	0	0	0	1	32	35	25 to 35	100.0	1	100.0
13/08/2023	23:00	0	0	0	0	1	0	0	0	0	0	0	0	0	0	0	0	0	0	0	0	1	32	35	25 to 35	100.0	1	100.0
24 Hr Summary		15	9	34	56	28	8	2	0	1	0	0	0	0	0	0	0	0	0	0	153	25.6	32.9	20 to 30	58.8	39	25.5	

Incoming Histogram

Tivetshall

from Tue-Aug-01-2023-12-00-PM to Tue-Aug-29-2023-06-59-AM

Date	Starting Hr:min	<15	15 to <20	20 to <25	25 to <30	30 to <35	35 to <40	40 to <45	45 to <50	50 to <55	55 to <60	60 to <65	65 to <70	70 to <75	75 to <80	80 to <85	85 to <90	90 to <95	95 to <100	100 to >105	Total Counts	Avg Speed (MPH)	85pet Speed	10MPH Pace	% in pace	# of Speeders	% Speeders	
14/08/2023	00:00	0	0	0	0	0	0	0	0	0	0	0	0	0	0	0	0	0	0	0	0	0	0	*	*	*	*	
14/08/2023	01:00	0	0	0	0	0	0	0	0	0	0	0	0	0	0	0	0	0	0	0	0	0	0	*	*	*	*	
14/08/2023	02:00	1	0	1	0	1	0	0	0	0	0	0	0	0	0	0	0	0	0	0	0	3	20.3	35	0 to 10	33.3	1	33.3
14/08/2023	03:00	0	0	0	0	0	0	0	0	0	0	0	0	0	0	0	0	0	0	0	0	0	0	*	*	*	*	
14/08/2023	04:00	2	1	1	0	1	0	0	0	0	0	0	0	0	0	0	0	0	0	0	0	5	18	25	5 to 15	40.0	1	20.0
14/08/2023	05:00	0	0	0	1	0	0	0	0	0	0	0	0	0	0	0	0	0	0	0	0	1	27	30	20 to 30	100.0	*	*
14/08/2023	06:00	0	0	1	3	2	1	0	0	0	0	0	0	0	0	0	0	0	0	0	0	7	29.1	35	25 to 35	71.4	3	42.9
14/08/2023	07:00	0	0	3	4	0	1	0	0	0	0	0	0	0	0	0	0	0	0	0	0	8	26.4	30	20 to 30	87.5	1	12.5
14/08/2023	08:00	0	0	3	6	4	1	1	0	0	0	0	0	0	0	0	0	0	0	0	0	15	29.1	35	25 to 35	66.7	6	40.0
14/08/2023	09:00	0	1	0	16	5	0	0	0	0	0	0	0	0	0	0	0	0	0	0	0	22	28	32	25 to 35	95.5	5	22.7
14/08/2023	10:00	1	3	4	14	2	0	0	0	0	0	0	0	0	0	0	0	0	0	0	0	24	24.9	29.3	20 to 30	75.0	2	8.3
14/08/2023	11:00	3	2	5	15	3	0	0	0	0	0	0	0	0	0	0	0	0	0	0	0	28	24.6	29.7	20 to 30	71.4	3	10.7
14/08/2023	12:00	1	1	6	13	5	1	0	0	0	0	0	0	0	0	0	0	0	0	0	0	27	26.3	32	20 to 30	70.4	6	22.2
14/08/2023	13:00	1	0	1	10	0	0	0	0	0	0	0	0	0	0	0	0	0	0	0	0	12	25.7	29	20 to 30	91.7	*	*
14/08/2023	14:00	1	1	1	5	3	2	0	0	1	0	0	0	0	0	0	0	0	0	0	0	14	28.9	37.5	25 to 35	57.1	6	42.9
14/08/2023	15:00	2	0	4	6	2	0	0	0	0	0	0	0	0	0	0	0	0	0	0	0	14	24.3	30	20 to 30	71.4	2	14.3
14/08/2023	16:00	0	1	1	5	3	0	0	0	0	0	0	0	0	0	0	0	0	0	0	0	10	27.1	31.7	25 to 35	80.0	3	30.0
14/08/2023	17:00	2	4	2	1	3	0	0	0	0	0	0	0	0	0	0	0	0	0	0	0	12	21.2	31.7	15 to 25	50.0	3	25.0
14/08/2023	18:00	1	4	1	4	1	0	1	0	0	0	0	0	0	0	0	0	0	0	0	0	12	23.3	30	15 to 25	41.7	2	16.7
14/08/2023	19:00	0	0	1	0	2	0	0	0	0	0	0	0	0	0	0	0	0	0	0	0	3	28.7	35	25 to 35	66.7	2	66.7
14/08/2023	20:00	0	0	0	0	1	0	0	0	0	0	0	0	0	0	0	0	0	0	0	0	1	32	35	25 to 35	100.0	1	100.0
14/08/2023	21:00	0	0	0	1	0	0	0	0	0	0	0	0	0	0	0	0	0	0	0	0	1	27	30	20 to 30	100.0	*	*
14/08/2023	22:00	0	0	0	0	0	0	0	0	0	0	0	0	0	0	0	0	0	0	0	0	0	0	*	*	*	*	
14/08/2023	23:00	0	0	0	0	0	0	0	0	0	0	0	0	0	0	0	0	0	0	0	0	0	0	*	*	*	*	
24 Hr Summary		15	18	35	104	38	6	2	0	1	0	0	0	0	0	0	0	0	0	0	0	219	25.8	31.8	25 to 35	64.8	47	21.5

Incoming Histogram

Tivetshall

from Tue-Aug-01-2023-12-00-PM to Tue-Aug-29-2023-06-59-AM

Date	Starting Hr:min	<15	15 to <20	20 to <25	25 to <30	30 to <35	35 to <40	40 to <45	45 to <50	50 to <55	55 to <60	60 to <65	65 to <70	70 to <75	75 to <80	80 to <85	85 to <90	90 to <95	95 to <100	100 to >105	Total Counts	Avg Speed (MPH)	85pet Speed	10MPH Pace	% in pace	# of Speeders	% Speeders	
15/08/2023	00:00	0	0	0	0	0	0	0	0	0	0	0	0	0	0	0	0	0	0	0	0	0	0	*	*	*	*	
15/08/2023	01:00	0	0	0	0	0	0	0	0	0	0	0	0	0	0	0	0	0	0	0	0	0	0	*	*	*	*	
15/08/2023	02:00	0	0	0	0	0	0	0	0	0	0	0	0	0	0	0	0	0	0	0	0	0	0	*	*	*	*	
15/08/2023	03:00	0	0	1	0	0	0	0	0	0	0	0	0	0	0	0	0	0	0	0	0	1	22	25	15 to 25	100.0	*	*
15/08/2023	04:00	0	0	0	0	0	0	0	0	0	0	0	0	0	0	0	0	0	0	0	0	0	0	*	*	*	*	
15/08/2023	05:00	0	0	1	1	0	1	0	0	0	0	0	0	0	0	0	0	0	0	0	0	3	28.7	40	20 to 30	66.7	1	33.3
15/08/2023	06:00	1	1	1	4	1	1	0	0	0	0	0	0	0	0	0	0	0	0	0	0	9	25.3	35	20 to 30	55.6	2	22.2
15/08/2023	07:00	1	0	1	5	0	1	0	0	0	0	0	0	0	0	0	0	0	0	0	0	8	25.3	30	20 to 30	75.0	1	12.5
15/08/2023	08:00	2	0	3	1	0	1	0	0	0	0	0	0	0	0	0	0	0	0	0	0	7	22	30	20 to 30	57.1	1	14.3
15/08/2023	09:00	0	0	3	7	5	0	0	0	0	0	0	0	0	0	0	0	0	0	0	0	15	27.9	33	25 to 35	80.0	5	33.3
15/08/2023	10:00	2	1	4	5	3	0	0	0	0	0	0	0	0	0	0	0	0	0	0	0	15	23.8	31.7	20 to 30	60.0	3	20.0
15/08/2023	11:00	8	2	2	8	1	1	1	0	0	0	0	0	0	0	0	0	0	0	0	0	23	21.3	30	20 to 30	43.5	3	13.0
15/08/2023	12:00	3	0	10	8	1	1	0	0	0	0	0	0	0	0	0	0	0	0	0	0	23	23.5	29.4	20 to 30	78.3	2	8.7
15/08/2023	13:00	1	4	2	5	0	0	0	0	0	0	0	0	0	0	0	0	0	0	0	0	12	21.8	28	20 to 30	58.3	*	*
15/08/2023	14:00	2	1	2	6	1	3	0	0	0	0	0	0	0	0	0	0	0	0	0	0	15	26.1	36.7	20 to 30	53.3	4	26.7
15/08/2023	15:00	0	0	1	3	1	0	0	0	0	0	0	0	0	0	0	0	0	0	0	0	5	27	30	20 to 30	80.0	1	20.0
15/08/2023	16:00	0	1	1	10	2	0	0	0	0	0	0	0	0	0	0	0	0	0	0	0	14	26.9	30	25 to 35	85.7	2	14.3
15/08/2023	17:00	0	2	1	9	1	0	0	0	0	0	0	0	0	0	0	0	0	0	0	0	13	25.6	29.4	20 to 30	76.9	1	7.7
15/08/2023	18:00	3	1	1	5	0	0	0	0	0	0	0	0	0	0	0	0	0	0	0	0	10	20.2	28	20 to 30	60.0	*	*
15/08/2023	19:00	0	1	3	2	3	1	0	0	0	0	0	0	0	0	0	0	0	0	0	0	10	27	33.3	20 to 30	50.0	4	40.0
15/08/2023	20:00	0	3	3	1	0	0	0	0	0	0	0	0	0	0	0	0	0	0	0	0	7	20.9	25	15 to 25	85.7	*	*
15/08/2023	21:00	2	2	1	1	0	0	0	0	0	0	0	0	0	0	0	0	0	0	0	0	6	17.2	25	10 to 20	50.0	*	*
15/08/2023	22:00	0	0	0	2	0	0	0	0	0	0	0	0	0	0	0	0	0	0	0	0	2	27	30	20 to 30	100.0	*	*
15/08/2023	23:00	0	0	1	0	0	0	0	0	0	0	0	0	0	0	0	0	0	0	0	0	1	22	25	15 to 25	100.0	*	*
24 Hr Summary		25	19	42	83	19	10	1	0	0	0	0	0	0	0	0	0	0	0	0	199	24.1	30	20 to 30	62.8	30	15.1	

Incoming Histogram

Tivetshall

from Tue-Aug-01-2023-12-00-PM to Tue-Aug-29-2023-06-59-AM

Date	Starting Hr:min	<15	15 to <20	20 to <25	25 to <30	30 to <35	35 to <40	40 to <45	45 to <50	50 to <55	55 to <60	60 to <65	65 to <70	70 to <75	75 to <80	80 to <85	85 to <90	90 to <95	95 to <100	100 to >105	Total Counts	Avg Speed (MPH)	85pet Speed	10MPH Pace	% in pace	# of Speeders	% Speeders
16/08/2023	00:00	0	0	0	0	0	0	0	0	0	0	0	0	0	0	0	0	0	0	0	0	0	0	*	*	*	*
16/08/2023	01:00	0	0	0	0	0	0	0	0	0	0	0	0	0	0	0	0	0	0	0	0	0	0	*	*	*	*
16/08/2023	02:00	0	0	0	1	0	0	0	0	0	0	0	0	0	0	0	0	0	0	0	1	27	30	20 to 30	100.0	*	*
16/08/2023	03:00	0	0	1	0	0	0	0	0	0	0	0	0	0	0	0	0	0	0	0	1	22	25	15 to 25	100.0	*	*
16/08/2023	04:00	1	0	0	0	0	0	0	0	0	0	0	0	0	0	0	0	0	0	0	1	7	10	0 to 10	100.0	*	*
16/08/2023	05:00	0	0	1	2	1	1	0	0	0	0	0	0	0	0	0	0	0	0	0	5	29	35	20 to 30	60.0	2	40.0
16/08/2023	06:00	0	1	0	5	2	0	0	0	0	0	0	0	0	0	0	0	0	0	0	8	27	32.5	25 to 35	87.5	2	25.0
16/08/2023	07:00	0	0	1	3	0	3	0	0	0	0	0	0	0	0	0	0	0	0	0	7	30.9	38.3	20 to 30	57.1	3	42.9
16/08/2023	08:00	2	0	4	4	2	1	0	0	0	0	0	0	0	0	0	0	0	0	0	13	24.4	32.5	20 to 30	61.5	3	23.1
16/08/2023	09:00	1	1	1	6	4	0	0	0	0	0	0	0	0	0	0	0	0	0	0	13	26.4	32.5	25 to 35	76.9	4	30.8
16/08/2023	10:00	1	2	2	3	4	0	0	0	0	0	0	0	0	0	0	0	0	0	0	12	25	32.5	25 to 35	58.3	4	33.3
16/08/2023	11:00	4	3	4	5	3	0	0	0	0	0	0	0	0	0	0	0	0	0	0	19	21.6	30	20 to 30	47.4	3	15.8
16/08/2023	12:00	0	1	5	9	1	0	0	0	0	0	0	0	0	0	0	0	0	0	0	16	25.3	29.4	20 to 30	87.5	1	6.3
16/08/2023	13:00	2	1	4	7	2	1	0	0	0	0	0	0	0	0	0	0	0	0	0	17	24.4	30	20 to 30	64.7	3	17.6
16/08/2023	14:00	0	1	5	3	0	0	0	1	0	0	0	0	0	0	0	0	0	0	0	10	25.6	28.3	20 to 30	80.0	1	10.0
16/08/2023	15:00	4	1	2	10	4	2	0	0	0	0	0	0	0	0	0	0	0	0	0	23	25	33.8	25 to 35	60.9	6	26.1
16/08/2023	16:00	4	2	5	10	0	1	0	0	0	0	0	0	0	0	0	0	0	0	0	22	22.4	29	20 to 30	68.2	1	4.5
16/08/2023	17:00	0	0	4	6	1	0	0	0	0	0	0	0	0	0	0	0	0	0	0	11	25.9	29.2	20 to 30	90.9	1	9.1
16/08/2023	18:00	0	2	2	2	3	1	0	0	0	0	0	0	0	0	0	0	0	0	0	10	26.7	33.3	25 to 35	50.0	4	40.0
16/08/2023	19:00	0	0	0	2	1	0	0	0	0	0	0	0	0	0	0	0	0	0	0	3	28.7	35	25 to 35	100.0	1	33.3
16/08/2023	20:00	0	0	2	2	2	2	0	0	0	0	0	0	0	0	0	0	0	0	0	8	29.5	37.5	20 to 30	50.0	4	50.0
16/08/2023	21:00	0	1	0	0	0	0	0	0	0	0	0	0	0	0	0	0	0	0	0	1	17	20	10 to 20	100.0	*	*
16/08/2023	22:00	0	0	1	0	0	0	0	0	0	0	0	0	0	0	0	0	0	0	0	1	22	25	15 to 25	100.0	*	*
16/08/2023	23:00	0	0	0	0	0	0	0	0	0	0	0	0	0	0	0	0	0	0	0	0	0	0	*	*	*	*
24 Hr Summary		19	16	44	80	30	12	0	1	0	0	0	0	0	0	0	0	0	0	0	202	25.1	32.2	20 to 30	61.4	43	21.3

Incoming Histogram

Tivetshall

from Tue-Aug-01-2023-12-00-PM to Tue-Aug-29-2023-06-59-AM

Date	Starting Hr:min	<15	15 to <20	20 to <25	25 to <30	30 to <35	35 to <40	40 to <45	45 to <50	50 to <55	55 to <60	60 to <65	65 to <70	70 to <75	75 to <80	80 to <85	85 to <90	90 to <95	95 to <100	100 to >105	Total Counts	Avg Speed (MPH)	85pct Speed	10MPH Pace	% in pace	# of Speeders	% Speeders	
17/08/2023	00:00	0	0	0	0	0	0	0	0	0	0	0	0	0	0	0	0	0	0	0	0	0	0	*	*	*	*	
17/08/2023	01:00	0	0	0	0	0	0	0	0	0	0	0	0	0	0	0	0	0	0	0	0	0	0	*	*	*	*	
17/08/2023	02:00	0	0	0	0	0	0	0	0	0	0	0	0	0	0	0	0	0	0	0	0	0	0	*	*	*	*	
17/08/2023	03:00	0	0	0	0	0	0	0	0	0	0	0	0	0	0	0	0	0	0	0	0	0	0	*	*	*	*	
17/08/2023	04:00	2	0	1	1	0	0	0	0	0	0	0	0	0	0	0	0	0	0	0	0	4	17	25	5 to 15	50.0	*	*
17/08/2023	05:00	0	0	1	1	0	0	0	0	0	0	0	0	0	0	0	0	0	0	0	0	2	24.5	30	20 to 30	100.0	*	*
17/08/2023	06:00	0	1	0	2	2	2	1	0	0	0	0	0	0	0	0	0	0	0	0	0	8	31.4	40	25 to 35	50.0	5	62.5
17/08/2023	07:00	0	1	2	7	3	1	0	0	0	0	0	0	0	0	0	0	0	0	0	0	14	27.5	33.3	25 to 35	71.4	4	28.6
17/08/2023	08:00	1	0	1	5	6	0	0	0	0	0	0	0	0	0	0	0	0	0	0	0	13	27.5	33.3	25 to 35	84.6	6	46.2
17/08/2023	09:00	0	4	1	4	6	0	0	0	0	0	0	0	0	0	0	0	0	0	0	0	15	26.2	33.3	25 to 35	66.7	6	40.0
17/08/2023	10:00	0	1	8	8	4	0	0	0	0	0	0	0	0	0	0	0	0	0	0	0	21	25.7	31.2	20 to 30	76.2	4	19.0
17/08/2023	11:00	0	1	5	3	2	0	0	0	0	0	0	0	0	0	0	0	0	0	0	0	11	24.7	30	20 to 30	72.7	2	18.2
17/08/2023	12:00	2	2	2	8	3	1	0	0	0	0	0	0	0	0	0	0	0	0	0	0	18	24.8	31.7	25 to 35	61.1	4	22.2
17/08/2023	13:00	3	2	5	3	0	0	0	0	0	0	0	0	0	0	0	0	0	0	0	0	13	19.1	26.7	20 to 30	61.5	*	*
17/08/2023	14:00	4	1	3	6	3	1	0	0	0	0	0	0	0	0	0	0	0	0	0	0	18	23.3	31.7	20 to 30	50.0	4	22.2
17/08/2023	15:00	1	2	1	4	4	0	0	0	0	0	0	0	0	0	0	0	0	0	0	0	12	25.4	32.5	25 to 35	66.7	4	33.3
17/08/2023	16:00	1	0	3	7	4	0	0	0	0	0	0	0	0	0	0	0	0	0	0	0	15	26.1	32.5	25 to 35	73.3	4	26.7
17/08/2023	17:00	1	0	1	6	2	0	0	0	0	0	0	0	0	0	0	0	0	0	0	0	10	26.2	30	25 to 35	80.0	2	20.0
17/08/2023	18:00	0	2	3	4	3	0	0	0	0	0	0	0	0	0	0	0	0	0	0	0	12	25.3	31.7	20 to 30	58.3	3	25.0
17/08/2023	19:00	0	0	3	7	2	0	0	0	0	0	0	0	0	0	0	0	0	0	0	0	12	26.8	30	20 to 30	83.3	2	16.7
17/08/2023	20:00	0	0	0	3	0	1	0	0	0	0	0	0	0	0	0	0	0	0	0	0	4	29.5	30	20 to 30	75.0	1	25.0
17/08/2023	21:00	0	0	0	1	2	0	0	0	0	0	0	0	0	0	0	0	0	0	0	0	3	30.3	35	25 to 35	100.0	2	66.7
17/08/2023	22:00	0	0	0	1	1	0	0	0	0	0	0	0	0	0	0	0	0	0	0	0	2	29.5	35	25 to 35	100.0	1	50.0
17/08/2023	23:00	0	0	0	0	0	0	0	0	0	0	0	0	0	0	0	0	0	0	0	0	0	0	*	*	*	*	
24 Hr Summary		15	17	40	81	47	6	1	0	0	0	0	0	0	0	0	0	0	0	0	0	207	25.5	32.4	25 to 35	61.8	54	26.1

Incoming Histogram

Tivetshall

from Tue-Aug-01-2023-12-00-PM to Tue-Aug-29-2023-06-59-AM

Date	Starting Hr:min	<15	15 to <20	20 to <25	25 to <30	30 to <35	35 to <40	40 to <45	45 to <50	50 to <55	55 to <60	60 to <65	65 to <70	70 to <75	75 to <80	80 to <85	85 to <90	90 to <95	95 to <100	100 to >105	Total Counts	Avg Speed (MPH)	85pet Speed	10MPH Pace	% in pace	# of Speeders	% Speeders	
18/08/2023	00:00	0	0	0	0	0	0	0	0	0	0	0	0	0	0	0	0	0	0	0	0	0	0	*	*	*	*	
18/08/2023	01:00	0	0	0	0	0	0	0	0	0	0	0	0	0	0	0	0	0	0	0	0	0	0	*	*	*	*	
18/08/2023	02:00	0	0	0	0	0	0	0	0	0	0	0	0	0	0	0	0	0	0	0	0	0	0	*	*	*	*	
18/08/2023	03:00	0	0	1	0	0	0	0	0	0	0	0	0	0	0	0	0	0	0	0	0	1	22	25	15 to 25	100.0	*	*
18/08/2023	04:00	1	0	0	0	0	0	0	0	0	0	0	0	0	0	0	0	0	0	0	0	1	7	10	0 to 10	100.0	*	*
18/08/2023	05:00	0	0	1	2	0	0	0	0	0	0	0	0	0	0	0	0	0	0	0	0	3	25.3	30	20 to 30	100.0	*	*
18/08/2023	06:00	0	0	1	2	2	2	0	0	0	0	0	0	0	0	0	0	0	0	0	0	7	30.6	37.5	25 to 35	57.1	4	57.1
18/08/2023	07:00	0	0	1	3	0	1	0	0	0	0	0	0	0	0	0	0	0	0	0	0	5	28	30	20 to 30	80.0	1	20.0
18/08/2023	08:00	2	0	3	7	0	1	0	0	0	0	0	0	0	0	0	0	0	0	0	0	13	24.5	29.3	20 to 30	76.9	1	7.7
18/08/2023	09:00	1	2	5	11	3	0	0	0	0	0	0	0	0	0	0	0	0	0	0	0	22	25.2	30	20 to 30	72.7	3	13.6
18/08/2023	10:00	0	5	4	6	0	1	0	0	0	0	0	0	0	0	0	0	0	0	0	0	16	23.4	29.2	20 to 30	62.5	1	6.3
18/08/2023	11:00	1	1	2	6	5	3	0	0	0	0	0	0	0	0	0	0	0	0	0	0	18	28.3	35	25 to 35	61.1	8	44.4
18/08/2023	12:00	6	2	4	6	4	0	0	0	0	0	0	0	0	0	0	0	0	0	0	0	22	21.8	31.2	20 to 30	45.5	4	18.2
18/08/2023	13:00	0	1	0	7	1	1	0	0	0	0	0	0	0	0	0	0	0	0	0	0	10	27.7	30	25 to 35	80.0	2	20.0
18/08/2023	14:00	2	1	3	6	3	0	0	0	0	0	0	0	0	0	0	0	0	0	0	0	15	24.5	31.7	20 to 30	60.0	3	20.0
18/08/2023	15:00	0	1	2	4	1	0	1	0	0	0	0	0	0	0	0	0	0	0	0	0	9	27.1	35	20 to 30	66.7	2	22.2
18/08/2023	16:00	1	2	1	4	5	0	0	0	0	0	0	0	0	0	0	0	0	0	0	0	13	25.9	33	25 to 35	69.2	5	38.5
18/08/2023	17:00	2	0	4	8	0	0	1	0	0	0	0	0	0	0	0	0	0	0	0	0	15	24.6	29.4	20 to 30	80.0	1	6.7
18/08/2023	18:00	0	1	5	5	2	0	0	0	0	0	0	0	0	0	0	0	0	0	0	0	13	25.2	30	20 to 30	76.9	2	15.4
18/08/2023	19:00	0	0	1	2	2	0	0	0	0	0	0	0	0	0	0	0	0	0	0	0	5	28	32.5	25 to 35	80.0	2	40.0
18/08/2023	20:00	0	1	0	5	0	1	0	0	0	0	0	0	0	0	0	0	0	0	0	0	7	27.1	30	20 to 30	71.4	1	14.3
18/08/2023	21:00	0	0	0	2	0	0	0	0	0	0	0	0	0	0	0	0	0	0	0	0	2	27	30	20 to 30	100.0	*	*
18/08/2023	22:00	0	0	0	0	0	0	0	0	0	0	0	0	0	0	0	0	0	0	0	0	0	0	*	*	*	*	
18/08/2023	23:00	0	0	0	0	1	0	0	0	0	0	0	0	0	0	0	0	0	0	0	0	1	32	35	25 to 35	100.0	1	100.0
24 Hr Summary		16	17	38	86	29	10	2	0	0	0	0	0	0	0	0	0	0	0	0	198	25.4	31.9	20 to 30	62.6	41	20.7	

Incoming Histogram

Tivetshall

from Tue-Aug-01-2023-12-00-PM to Tue-Aug-29-2023-06-59-AM

Date	Starting Hr:min	<15	15 to <20	20 to <25	25 to <30	30 to <35	35 to <40	40 to <45	45 to <50	50 to <55	55 to <60	60 to <65	65 to <70	70 to <75	75 to <80	80 to <85	85 to <90	90 to <95	95 to <100	100 to >105	Total Counts	Avg Speed (MPH)	85pet Speed	10MPH Pace	% in pace	# of Speeders	% Speeders	
19/08/2023	00:00	3	0	0	0	0	0	0	0	0	0	0	0	0	0	0	0	0	0	0	0	3	7.3	10	0 to 10	100.0	*	*
19/08/2023	01:00	0	0	0	0	0	0	0	0	0	0	0	0	0	0	0	0	0	0	0	0	0	0	0	*	*	*	*
19/08/2023	02:00	0	0	0	0	0	0	0	0	0	0	0	0	0	0	0	0	0	0	0	0	0	0	0	*	*	*	*
19/08/2023	03:00	0	0	0	0	0	0	0	0	0	0	0	0	0	0	0	0	0	0	0	0	0	0	0	*	*	*	*
19/08/2023	04:00	1	0	0	1	0	0	0	0	0	0	0	0	0	0	0	0	0	0	0	0	2	19.5	30	5 to 15	50.0	*	*
19/08/2023	05:00	1	0	0	0	0	1	0	0	0	0	0	0	0	0	0	0	0	0	0	0	2	22	40	0 to 10	50.0	1	50.0
19/08/2023	06:00	1	0	1	0	0	0	0	0	0	0	0	0	0	0	0	0	0	0	0	0	2	17	25	5 to 15	50.0	*	*
19/08/2023	07:00	0	0	0	4	1	0	0	0	0	0	0	0	0	0	0	0	0	0	0	0	5	28	30	25 to 35	100.0	1	20.0
19/08/2023	08:00	1	2	2	6	4	0	1	0	0	0	0	0	0	0	0	0	0	0	0	16	26.4	33.8	25 to 35	62.5	5	31.3	
19/08/2023	09:00	0	3	4	4	3	0	1	0	0	0	0	0	0	0	0	0	0	0	0	15	25.7	33.3	20 to 30	53.3	4	26.7	
19/08/2023	10:00	2	0	3	7	2	1	0	0	0	0	0	0	0	0	0	0	0	0	0	15	25.1	32.5	20 to 30	66.7	3	20.0	
19/08/2023	11:00	4	1	1	11	2	0	1	0	0	0	0	0	0	0	0	0	0	0	0	20	24.8	30	25 to 35	65.0	3	15.0	
19/08/2023	12:00	11	7	3	3	2	0	0	0	0	0	0	0	0	0	0	0	0	0	0	26	17.6	26.7	10 to 20	61.5	2	7.7	
19/08/2023	13:00	0	1	3	4	1	0	0	0	0	0	0	0	0	0	0	0	0	0	0	9	24.9	30	20 to 30	77.8	1	11.1	
19/08/2023	14:00	0	0	5	4	5	0	0	0	0	0	0	0	0	0	0	0	0	0	0	14	27.1	33	20 to 30	64.3	5	35.7	
19/08/2023	15:00	15	0	3	1	1	0	0	0	0	0	0	0	0	0	0	0	0	0	0	20	14.8	23.3	5 to 15	75.0	1	5.0	
19/08/2023	16:00	1	0	2	3	2	0	0	0	0	0	0	0	0	0	0	0	0	0	0	8	25.3	32.5	20 to 30	62.5	2	25.0	
19/08/2023	17:00	2	1	5	5	1	2	0	0	0	0	0	0	0	0	0	0	0	0	0	16	24.3	35	20 to 30	62.5	3	18.8	
19/08/2023	18:00	0	1	3	12	1	1	0	0	0	0	0	0	0	0	0	0	0	0	0	18	26.6	29.6	20 to 30	83.3	2	11.1	
19/08/2023	19:00	1	2	2	1	1	0	0	0	0	0	0	0	0	0	0	0	0	0	0	7	21.3	30	15 to 25	57.1	1	14.3	
19/08/2023	20:00	0	0	2	4	1	0	0	0	0	0	0	0	0	0	0	0	0	0	0	7	26.4	30	20 to 30	85.7	1	14.3	
19/08/2023	21:00	0	0	1	0	1	0	0	0	0	0	0	0	0	0	0	0	0	0	0	2	27	35	15 to 25	50.0	1	50.0	
19/08/2023	22:00	0	0	0	0	1	0	0	0	0	0	0	0	0	0	0	0	0	0	0	1	32	35	25 to 35	100.0	1	100.0	
19/08/2023	23:00	1	0	0	0	0	0	0	0	0	0	0	0	0	0	0	0	0	0	0	1	7	10	0 to 10	100.0	*	*	
24 Hr Summary		44	18	40	70	29	5	3	0	0	0	0	0	0	0	0	0	0	0	0	209	23	31	20 to 30	52.6	37	17.7	

Incoming Histogram

Tivetshall

from Tue-Aug-01-2023-12-00-PM to Tue-Aug-29-2023-06-59-AM

Date	Starting Hr:min	<15	15 to <20	20 to <25	25 to <30	30 to <35	35 to <40	40 to <45	45 to <50	50 to <55	55 to <60	60 to <65	65 to <70	70 to <75	75 to <80	80 to <85	85 to <90	90 to <95	95 to <100	100 to >105	Total Counts	Avg Speed (MPH)	85pet Speed	10MPH Pace	% in pace	# of Speeders	% Speeders	
20/08/2023	00:00	0	0	0	1	0	0	0	0	0	0	0	0	0	0	0	0	0	0	0	0	1	27	30	20 to 30	100.0	*	*
20/08/2023	01:00	0	0	0	0	0	0	0	0	0	0	0	0	0	0	0	0	0	0	0	0	0	0	0	*	*	*	*
20/08/2023	02:00	0	0	0	0	0	0	0	0	0	0	0	0	0	0	0	0	0	0	0	0	0	0	0	*	*	*	*
20/08/2023	03:00	0	0	0	0	0	0	0	0	0	0	0	0	0	0	0	0	0	0	0	0	0	0	0	*	*	*	*
20/08/2023	04:00	2	0	0	1	0	0	0	0	0	0	0	0	0	0	0	0	0	0	0	0	3	15.3	30	5 to 15	66.7	*	*
20/08/2023	05:00	0	0	0	0	0	1	0	0	0	0	0	0	0	0	0	0	0	0	0	0	1	37	40	30 to 40	100.0	1	100.0
20/08/2023	06:00	0	0	0	0	1	0	0	0	0	0	0	0	0	0	0	0	0	0	0	0	1	32	35	25 to 35	100.0	1	100.0
20/08/2023	07:00	0	0	1	0	1	0	0	0	0	0	0	0	0	0	0	0	0	0	0	0	2	27	35	15 to 25	50.0	1	50.0
20/08/2023	08:00	0	1	1	7	1	0	0	0	0	0	0	0	0	0	0	0	0	0	0	0	10	26.2	29.3	20 to 30	80.0	1	10.0
20/08/2023	09:00	0	1	2	0	1	1	0	0	0	0	0	0	0	0	0	0	0	0	0	0	5	26	35	15 to 25	60.0	2	40.0
20/08/2023	10:00	5	1	0	5	1	0	0	0	1	0	0	0	0	0	0	0	0	0	0	0	13	22.5	30	25 to 35	46.2	2	15.4
20/08/2023	11:00	2	0	2	4	1	0	0	0	0	0	0	0	0	0	0	0	0	0	0	0	9	23.2	30	20 to 30	66.7	1	11.1
20/08/2023	12:00	0	0	0	1	1	0	0	0	0	0	0	0	0	0	0	0	0	0	0	0	2	29.5	35	25 to 35	100.0	1	50.0
20/08/2023	13:00	0	1	1	3	1	0	0	0	0	0	0	0	0	0	0	0	0	0	0	0	6	25.3	30	20 to 30	66.7	1	16.7
20/08/2023	14:00	0	3	3	4	1	1	0	0	0	0	0	0	0	0	0	0	0	0	0	0	12	24.6	30	20 to 30	58.3	2	16.7
20/08/2023	15:00	0	1	1	3	0	0	0	0	0	0	0	0	0	0	0	0	0	0	0	0	5	24	28.3	20 to 30	80.0	*	*
20/08/2023	16:00	3	1	5	5	0	0	0	0	0	0	0	0	0	0	0	0	0	0	0	0	14	21.1	28	20 to 30	71.4	*	*
20/08/2023	17:00	1	0	2	5	1	0	0	0	0	0	0	0	0	0	0	0	0	0	0	0	9	24.8	30	20 to 30	77.8	1	11.1
20/08/2023	18:00	0	0	3	2	0	1	0	0	0	0	0	0	0	0	0	0	0	0	0	0	6	26.2	30	20 to 30	83.3	1	16.7
20/08/2023	19:00	1	0	2	0	1	0	0	0	0	0	0	0	0	0	0	0	0	0	0	0	4	22	25	15 to 25	50.0	1	25.0
20/08/2023	20:00	0	0	0	3	1	1	0	0	0	0	0	0	0	0	0	0	0	0	0	0	5	30	35	25 to 35	80.0	2	40.0
20/08/2023	21:00	0	0	0	0	1	0	0	0	0	0	0	0	0	0	0	0	0	0	0	0	1	32	35	25 to 35	100.0	1	100.0
20/08/2023	22:00	0	0	0	1	0	0	0	0	0	0	0	0	0	0	0	0	0	0	0	0	1	27	30	20 to 30	100.0	*	*
20/08/2023	23:00	0	0	0	0	0	0	0	0	0	0	0	0	0	0	0	0	0	0	0	0	0	0	0	*	*	*	*
24 Hr Summary		14	9	23	45	13	5	0	0	1	0	0	0	0	0	0	0	0	0	0	0	110	24.4	31.2	20 to 30	61.8	19	17.3

Incoming Histogram

Tivetshall

from Tue-Aug-01-2023-12-00-PM to Tue-Aug-29-2023-06-59-AM

Date	Starting Hr:min	<15	15 to <20	20 to <25	25 to <30	30 to <35	35 to <40	40 to <45	45 to <50	50 to <55	55 to <60	60 to <65	65 to <70	70 to <75	75 to <80	80 to <85	85 to <90	90 to <95	95 to <100	100 to >105	Total Counts	Avg Speed (MPH)	85pet Speed	10MPH Pace	% in pace	# of Speeders	% Speeders
21/08/2023	00:00	0	0	0	0	0	0	0	0	0	0	0	0	0	0	0	0	0	0	0	0	0	0	*	*	*	*
21/08/2023	01:00	0	0	0	0	0	0	0	0	0	0	0	0	0	0	0	0	0	0	0	0	0	0	*	*	*	*
21/08/2023	02:00	0	1	0	0	0	0	0	0	0	0	0	0	0	0	0	0	0	0	0	1	17	20	10 to 20	100.0	*	*
21/08/2023	03:00	0	0	0	0	0	0	0	0	0	0	0	0	0	0	0	0	0	0	0	0	0	0	*	*	*	*
21/08/2023	04:00	1	2	0	0	0	0	0	0	0	0	0	0	0	0	0	0	0	0	0	3	14	20	10 to 20	66.7	*	*
21/08/2023	05:00	0	0	0	1	0	0	0	0	0	0	0	0	0	0	0	0	0	0	0	1	27	30	20 to 30	100.0	*	*
21/08/2023	06:00	1	1	0	5	0	0	0	0	0	0	0	0	0	0	0	0	0	0	0	7	22.9	29	20 to 30	71.4	*	*
21/08/2023	07:00	0	0	1	3	1	2	0	0	0	0	0	0	0	0	0	0	0	0	0	7	30	37.5	20 to 30	57.1	3	42.9
21/08/2023	08:00	0	0	2	4	2	1	0	0	0	0	0	0	0	0	0	0	0	0	0	9	28.1	35	20 to 30	66.7	3	33.3
21/08/2023	09:00	1	0	6	7	5	0	0	1	0	0	0	0	0	0	0	0	0	0	0	20	27.2	33	20 to 30	65.0	6	30.0
21/08/2023	10:00	0	3	6	4	3	0	1	0	0	0	0	0	0	0	0	0	0	0	0	17	25.5	31.7	20 to 30	58.8	4	23.5
21/08/2023	11:00	0	1	7	3	1	0	0	0	0	0	0	0	0	0	0	0	0	0	0	12	23.8	28.3	20 to 30	83.3	1	8.3
21/08/2023	12:00	4	1	9	5	1	0	0	0	0	0	0	0	0	0	0	0	0	0	0	20	21.4	28	20 to 30	70.0	1	5.0
21/08/2023	13:00	1	1	2	6	4	0	0	0	0	0	0	0	0	0	0	0	0	0	0	14	26.1	32.5	25 to 35	71.4	4	28.6
21/08/2023	14:00	2	2	2	5	2	1	0	0	0	0	0	0	0	0	0	0	0	0	0	14	23.5	32.5	20 to 30	50.0	3	21.4
21/08/2023	15:00	1	1	3	4	3	1	0	0	0	0	0	0	0	0	0	0	0	0	0	13	25.9	33.3	20 to 30	53.8	4	30.8
21/08/2023	16:00	5	3	6	5	0	1	1	0	0	0	0	0	0	0	0	0	0	0	0	21	21.8	29	20 to 30	52.4	2	9.5
21/08/2023	17:00	1	1	2	4	3	1	1	0	0	0	0	0	0	0	0	0	0	0	0	13	27.1	35	25 to 35	53.8	5	38.5
21/08/2023	18:00	0	0	1	4	4	1	0	0	0	0	0	0	0	0	0	0	0	0	0	10	29.6	33.8	25 to 35	80.0	5	50.0
21/08/2023	19:00	3	1	3	13	4	0	0	0	0	0	0	0	0	0	0	0	0	0	0	24	25.2	30	25 to 35	70.8	4	16.7
21/08/2023	20:00	0	2	3	3	1	0	0	0	0	0	0	0	0	0	0	0	0	0	0	9	23.8	30	20 to 30	66.7	1	11.1
21/08/2023	21:00	0	1	3	2	4	1	0	0	0	0	0	0	0	0	0	0	0	0	0	11	27.6	33.8	25 to 35	54.5	5	45.5
21/08/2023	22:00	0	0	1	1	2	0	0	0	0	0	0	0	0	0	0	0	0	0	0	4	28.3	32.5	25 to 35	75.0	2	50.0
21/08/2023	23:00	0	0	0	0	0	0	0	0	0	0	0	0	0	0	0	0	0	0	0	0	0	0	*	*	*	*
24 Hr Summary		20	21	57	79	40	9	3	1	0	0	0	0	0	0	0	0	0	0	0	230	25.1	32.4	20 to 30	59.1	53	23.0

Incoming Histogram

Tivetshall

from Tue-Aug-01-2023-12-00-PM to Tue-Aug-29-2023-06-59-AM

Date	Starting Hr:min	<15	15 to <20	20 to <25	25 to <30	30 to <35	35 to <40	40 to <45	45 to <50	50 to <55	55 to <60	60 to <65	65 to <70	70 to <75	75 to <80	80 to <85	85 to <90	90 to <95	95 to <100	100 to >105	Total Counts	Avg Speed (MPH)	85pet Speed	10MPH Pace	% in pace	# of Speeders	% Speeders
22/08/2023	00:00	0	0	0	0	0	0	0	0	0	0	0	0	0	0	0	0	0	0	0	0	0	0	*	*	*	*
22/08/2023	01:00	0	0	0	0	0	0	0	0	0	0	0	0	0	0	0	0	0	0	0	0	0	0	*	*	*	*
22/08/2023	02:00	0	0	0	1	0	0	0	0	0	0	0	0	0	0	0	0	0	0	0	1	27	30	20 to 30	100.0	*	*
22/08/2023	03:00	0	0	0	0	0	0	0	0	0	0	0	0	0	0	0	0	0	0	0	0	0	0	*	*	*	*
22/08/2023	04:00	0	1	0	0	0	0	0	0	0	0	0	0	0	0	0	0	0	0	0	1	17	20	10 to 20	100.0	*	*
22/08/2023	05:00	0	2	1	1	0	0	0	0	0	0	0	0	0	0	0	0	0	0	0	4	21	25	15 to 25	75.0	*	*
22/08/2023	06:00	2	0	0	4	2	0	0	0	0	0	0	0	0	0	0	0	0	0	0	8	24.5	32.5	25 to 35	75.0	2	25.0
22/08/2023	07:00	2	1	4	5	1	0	0	0	0	1	0	0	0	0	0	0	0	0	0	14	24.6	30	20 to 30	64.3	2	14.3
22/08/2023	08:00	1	3	5	6	6	2	0	0	0	0	0	0	0	0	0	0	0	0	0	23	26.4	34.2	25 to 35	52.2	8	34.8
22/08/2023	09:00	4	2	3	9	2	0	0	0	0	0	0	0	0	0	0	0	0	0	0	20	22.4	29.4	20 to 30	60.0	2	10.0
22/08/2023	10:00	2	8	5	5	1	1	0	0	0	0	0	0	0	0	0	0	0	0	0	22	21.8	29	15 to 25	59.1	2	9.1
22/08/2023	11:00	3	2	4	3	0	0	0	0	0	0	0	0	0	0	0	0	0	0	0	12	19.8	26.7	20 to 30	58.3	*	*
22/08/2023	12:00	5	1	3	2	1	1	0	0	0	0	0	0	0	0	0	0	0	0	0	13	20.2	30	5 to 15	38.5	2	15.4
22/08/2023	13:00	2	1	4	4	0	1	0	0	0	0	0	0	0	0	0	0	0	0	0	12	22.8	28.8	20 to 30	66.7	1	8.3
22/08/2023	14:00	1	1	2	3	1	0	0	0	0	0	0	0	0	0	0	0	0	0	0	8	23.3	30	20 to 30	62.5	1	12.5
22/08/2023	15:00	2	4	1	3	2	0	0	0	1	0	0	0	0	0	0	0	0	0	0	13	24.2	32.5	10 to 20	46.2	3	23.1
22/08/2023	16:00	5	2	2	14	7	3	0	0	0	0	0	0	0	0	0	0	0	0	0	33	25.5	33.6	25 to 35	63.6	10	30.3
22/08/2023	17:00	1	0	2	6	4	1	0	0	0	0	0	0	0	0	0	0	0	0	0	14	27.5	33.8	25 to 35	71.4	5	35.7
22/08/2023	18:00	1	2	1	4	2	0	0	0	0	0	0	0	0	0	0	0	0	0	0	10	23.5	30	25 to 35	60.0	2	20.0
22/08/2023	19:00	0	0	5	5	2	0	0	0	0	0	0	0	0	0	0	0	0	0	0	12	25.8	30	20 to 30	83.3	2	16.7
22/08/2023	20:00	0	1	2	2	0	1	0	0	0	0	0	0	0	0	0	0	0	0	0	6	25.3	30	20 to 30	66.7	1	16.7
22/08/2023	21:00	1	2	1	4	0	0	0	0	0	0	0	0	0	0	0	0	0	0	0	8	22.1	28.8	20 to 30	62.5	*	*
22/08/2023	22:00	0	0	1	0	0	0	1	0	0	0	0	0	0	0	0	0	0	0	0	2	32	45	15 to 25	50.0	1	50.0
22/08/2023	23:00	0	0	0	0	0	1	0	0	0	0	0	0	0	0	0	0	0	0	0	1	37	40	30 to 40	100.0	1	100.0
24 Hr Summary		32	33	46	81	31	11	1	0	1	1	0	0	0	0	0	0	0	0	0	237	24	31.5	20 to 30	53.6	45	19.0

Incoming Histogram

Tivetshall

from Tue-Aug-01-2023-12-00-PM to Tue-Aug-29-2023-06-59-AM

Date	Starting Hr:min	<15	15 to <20	20 to <25	25 to <30	30 to <35	35 to <40	40 to <45	45 to <50	50 to <55	55 to <60	60 to <65	65 to <70	70 to <75	75 to <80	80 to <85	85 to <90	90 to <95	95 to <100	100 to >105	Total Counts	Avg Speed (MPH)	85pct Speed	10MPH Pace	% in pace	# of Speeders	% Speeders	
23/08/2023	00:00	0	0	0	0	0	0	0	0	0	0	0	0	0	0	0	0	0	0	0	0	0	0	*	*	*	*	
23/08/2023	01:00	0	0	0	0	0	0	0	0	0	0	0	0	0	0	0	0	0	0	0	0	0	0	*	*	*	*	
23/08/2023	02:00	0	0	0	0	0	0	0	0	0	0	0	0	0	0	0	0	0	0	0	0	0	0	*	*	*	*	
23/08/2023	03:00	0	0	0	0	0	0	0	0	0	0	0	0	0	0	0	0	0	0	0	0	0	0	*	*	*	*	
23/08/2023	04:00	0	0	1	0	0	0	0	0	0	0	0	0	0	0	0	0	0	0	0	0	1	22	25	15 to 25	100.0	*	*
23/08/2023	05:00	0	1	1	2	1	0	0	0	0	0	0	0	0	0	0	0	0	0	0	0	5	25	30	20 to 30	60.0	1	20.0
23/08/2023	06:00	1	0	1	0	1	0	0	0	0	0	0	0	0	0	0	0	0	0	0	0	3	22	35	5 to 15	33.3	1	33.3
23/08/2023	07:00	0	3	0	5	2	1	0	0	0	0	0	0	0	0	0	0	0	0	0	0	11	26.3	32.5	25 to 35	63.6	3	27.3
23/08/2023	08:00	2	1	3	7	4	2	0	0	0	0	0	0	0	0	0	0	0	0	0	0	19	26.4	33.8	25 to 35	57.9	6	31.6
23/08/2023	09:00	0	2	2	6	9	1	0	0	0	0	0	0	0	0	0	0	0	0	0	0	20	28.4	33.9	25 to 35	75.0	10	50.0
23/08/2023	10:00	3	3	1	7	1	1	0	0	0	0	0	0	0	0	0	0	0	0	0	0	16	22.8	30	20 to 30	50.0	2	12.5
23/08/2023	11:00	4	3	7	6	2	1	0	0	0	0	0	0	0	0	0	0	0	0	0	0	23	22.1	30	20 to 30	56.5	3	13.0
23/08/2023	12:00	3	3	0	4	0	0	0	0	0	0	0	0	0	0	0	0	0	0	0	0	10	18.3	27.5	20 to 30	40.0	*	*
23/08/2023	13:00	4	1	2	0	2	0	0	0	0	0	0	0	0	0	0	0	0	0	0	0	9	18.7	32.5	5 to 15	44.4	2	22.2
23/08/2023	14:00	0	0	3	7	0	0	0	0	0	0	0	0	0	0	0	0	0	0	0	0	10	25.7	28.6	20 to 30	100.0	*	*
23/08/2023	15:00	0	1	3	4	1	0	0	0	0	0	0	0	0	0	0	0	0	0	0	0	9	24.8	30	20 to 30	77.8	1	11.1
23/08/2023	16:00	0	0	4	4	3	2	1	0	0	0	0	0	0	0	0	0	0	0	0	0	14	29.1	37.5	20 to 30	57.1	6	42.9
23/08/2023	17:00	0	0	3	2	2	1	0	0	0	0	0	0	0	0	0	0	0	0	0	0	8	27.6	35	20 to 30	62.5	3	37.5
23/08/2023	18:00	1	2	3	4	2	2	0	0	0	0	0	0	0	0	0	0	0	0	0	0	14	25.2	35	20 to 30	50.0	4	28.6
23/08/2023	19:00	0	1	3	0	1	0	0	0	0	0	0	0	0	0	0	0	0	0	0	0	5	23.2	25	15 to 25	80.0	1	20.0
23/08/2023	20:00	1	0	1	3	0	0	0	0	0	0	0	0	0	0	0	0	0	0	0	0	5	23	28.3	20 to 30	80.0	*	*
23/08/2023	21:00	0	0	0	0	0	1	0	0	0	0	0	0	0	0	0	0	0	0	0	0	1	37	40	30 to 40	100.0	1	100.0
23/08/2023	22:00	0	0	1	0	0	0	0	0	0	0	0	0	0	0	0	0	0	0	0	0	1	22	25	15 to 25	100.0	*	*
23/08/2023	23:00	0	0	0	0	1	0	0	0	0	0	0	0	0	0	0	0	0	0	0	0	1	32	35	25 to 35	100.0	1	100.0
24 Hr Summary		19	21	39	61	32	12	1	0	0	0	0	0	0	0	0	0	0	0	0	0	185	24.8	32.7	20 to 30	54.1	45	24.3

Incoming Histogram

Tivetshall

from Tue-Aug-01-2023-12-00-PM to Tue-Aug-29-2023-06-59-AM

Date	Starting Hr:min	<15	15 to <20	20 to <25	25 to <30	30 to <35	35 to <40	40 to <45	45 to <50	50 to <55	55 to <60	60 to <65	65 to <70	70 to <75	75 to <80	80 to <85	85 to <90	90 to <95	95 to <100	100 to >105	Total Counts	Avg Speed (MPH)	85pet Speed	10MPH Pace	% in pace	# of Speeders	% Speeders	
24/08/2023	00:00	0	0	0	0	0	0	0	0	0	0	0	0	0	0	0	0	0	0	0	0	0	0	*	*	*	*	
24/08/2023	01:00	0	0	0	0	0	0	0	1	0	0	0	0	0	0	0	0	0	0	0	0	1	47	50	40 to 50	100.0	1	100.0
24/08/2023	02:00	0	0	0	0	0	0	0	0	0	0	0	0	0	0	0	0	0	0	0	0	0	0	0	*	*	*	*
24/08/2023	03:00	0	0	0	0	0	0	0	0	0	0	0	0	0	0	0	0	0	0	0	0	0	0	0	*	*	*	*
24/08/2023	04:00	0	0	0	0	0	0	0	0	0	0	0	0	0	0	0	0	0	0	0	0	0	0	0	*	*	*	*
24/08/2023	05:00	0	1	1	1	0	0	0	0	0	0	0	0	0	0	0	0	0	0	0	0	3	22	30	15 to 25	66.7	*	*
24/08/2023	06:00	0	1	1	4	0	0	0	0	0	0	0	0	0	0	0	0	0	0	0	0	6	24.5	28.8	20 to 30	83.3	*	*
24/08/2023	07:00	0	1	2	7	1	2	0	0	0	0	0	0	0	0	0	0	0	0	0	0	13	27.6	35	20 to 30	69.2	3	23.1
24/08/2023	08:00	0	0	4	7	4	1	0	0	0	0	0	0	0	0	0	0	0	0	0	0	16	27.7	33.8	20 to 30	68.8	5	31.3
24/08/2023	09:00	2	3	6	2	3	0	0	0	0	0	0	0	0	0	0	0	0	0	0	0	16	22.1	31.7	15 to 25	56.3	3	18.8
24/08/2023	10:00	2	1	3	5	2	0	1	0	0	0	0	0	0	0	0	0	0	0	0	0	14	24.9	32.5	20 to 30	57.1	3	21.4
24/08/2023	11:00	0	1	2	6	2	2	0	0	0	0	0	0	0	0	0	0	0	0	0	0	13	27.8	35	20 to 30	61.5	4	30.8
24/08/2023	12:00	3	3	3	2	1	0	0	0	0	0	0	0	0	0	0	0	0	0	0	0	12	19.6	27.5	15 to 25	50.0	1	8.3
24/08/2023	13:00	2	1	1	3	1	2	0	0	0	0	0	0	0	0	0	0	0	0	0	0	10	24.5	35	20 to 30	40.0	3	30.0
24/08/2023	14:00	1	1	1	6	1	0	0	0	1	0	0	0	0	0	0	0	0	0	0	0	11	27.1	30	20 to 30	63.6	2	18.2
24/08/2023	15:00	0	1	3	2	1	0	0	0	0	0	0	0	0	0	0	0	0	0	0	0	7	24.1	30	20 to 30	71.4	1	14.3
24/08/2023	16:00	0	0	3	4	2	3	0	0	0	0	0	0	0	0	0	0	0	0	0	0	12	29.2	36.7	20 to 30	58.3	5	41.7
24/08/2023	17:00	2	2	2	7	0	2	0	0	0	0	0	0	0	0	0	0	0	0	0	0	15	24.1	30	20 to 30	60.0	2	13.3
24/08/2023	18:00	1	1	4	2	2	1	0	0	0	0	0	0	0	0	0	0	0	0	0	0	11	24.4	32.5	20 to 30	54.5	3	27.3
24/08/2023	19:00	108	2	0	5	1	0	0	0	0	0	0	0	0	0	0	0	0	0	0	0	116	9.1	10.5	5 to 15	93.1	1	0.9
24/08/2023	20:00	0	0	2	1	1	0	0	0	0	0	0	0	0	0	0	0	0	0	0	0	4	25.8	30	20 to 30	75.0	1	25.0
24/08/2023	21:00	0	0	0	1	1	0	0	0	0	0	0	0	0	0	0	0	0	0	0	0	2	29.5	35	25 to 35	100.0	1	50.0
24/08/2023	22:00	0	0	1	0	0	0	0	0	0	0	0	0	0	0	0	0	0	0	0	0	1	22	25	15 to 25	100.0	*	*
24/08/2023	23:00	0	0	0	0	1	0	0	0	0	0	0	0	0	0	0	0	0	0	0	0	1	32	35	25 to 35	100.0	1	100.0
24 Hr Summary		121	19	39	65	24	13	1	1	1	0	0	0	0	0	0	0	0	0	0	0	284	18.8	29.8	5 to 15	42.6	40	14.1

Incoming Histogram

Tivetshall

from Tue-Aug-01-2023-12-00-PM to Tue-Aug-29-2023-06-59-AM

Date	Starting Hr:min	<15	15 to <20	20 to <25	25 to <30	30 to <35	35 to <40	40 to <45	45 to <50	50 to <55	55 to <60	60 to <65	65 to <70	70 to <75	75 to <80	80 to <85	85 to <90	90 to <95	95 to <100	100 to >105	Total Counts	Avg Speed (MPH)	85pet Speed	10MPH Pace	% in pace	# of Speeders	% Speeders	
25/08/2023	00:00	0	0	0	0	0	0	0	0	0	0	0	0	0	0	0	0	0	0	0	0	0	0	*	*	*	*	
25/08/2023	01:00	0	0	0	0	0	0	0	0	0	0	0	0	0	0	0	0	0	0	0	0	0	0	*	*	*	*	
25/08/2023	02:00	0	0	0	0	0	0	0	0	0	0	0	0	0	0	0	0	0	0	0	0	0	0	*	*	*	*	
25/08/2023	03:00	0	0	0	0	0	0	0	0	0	0	0	0	0	0	0	0	0	0	0	0	0	0	*	*	*	*	
25/08/2023	04:00	0	1	0	0	0	0	0	0	0	0	0	0	0	0	0	0	0	0	0	0	1	17	20	10 to 20	100.0	*	*
25/08/2023	05:00	0	0	0	2	0	0	1	0	0	0	0	0	0	0	0	0	0	0	0	0	3	32	45	20 to 30	66.7	1	33.3
25/08/2023	06:00	1	1	0	2	1	0	0	0	0	0	0	0	0	0	0	0	0	0	0	0	5	23	30	25 to 35	60.0	1	20.0
25/08/2023	07:00	0	1	2	3	5	2	1	0	0	0	0	0	0	0	0	0	0	0	0	0	14	30.1	37.5	25 to 35	57.1	8	57.1
25/08/2023	08:00	0	1	2	7	3	2	0	0	0	0	0	0	0	0	0	0	0	0	0	0	15	28.2	35	25 to 35	66.7	5	33.3
25/08/2023	09:00	1	0	7	8	5	2	0	0	0	0	0	0	0	0	0	0	0	0	0	0	23	27	34	20 to 30	65.2	7	30.4
25/08/2023	10:00	1	2	2	9	3	0	0	0	0	0	0	0	0	0	0	0	0	0	0	0	17	25.1	30	25 to 35	70.6	3	17.6
25/08/2023	11:00	0	1	4	9	3	0	0	0	0	0	0	0	0	0	0	0	0	0	0	0	17	26.2	30	20 to 30	76.5	3	17.6
25/08/2023	12:00	5	2	5	7	1	1	0	0	0	0	0	0	0	0	0	0	0	0	0	0	21	22	29.3	20 to 30	57.1	2	9.5
25/08/2023	13:00	2	2	3	5	0	1	0	0	0	0	0	0	0	0	0	0	0	0	0	0	13	22.8	29	20 to 30	61.5	1	7.7
25/08/2023	14:00	0	0	3	6	3	2	0	0	0	0	0	0	0	0	0	0	0	0	0	0	14	28.6	35	20 to 30	64.3	5	35.7
25/08/2023	15:00	1	0	0	2	1	0	0	0	0	0	0	0	0	0	0	0	0	0	0	0	4	23.3	30	25 to 35	75.0	1	25.0
25/08/2023	16:00	0	0	4	4	2	0	0	0	0	0	0	0	0	0	0	0	0	0	0	0	10	26.2	30	20 to 30	80.0	2	20.0
25/08/2023	17:00	0	2	0	3	5	1	0	0	0	0	0	0	0	0	0	0	0	0	0	0	11	28.4	34	25 to 35	72.7	6	54.5
25/08/2023	18:00	2	1	4	2	1	1	0	0	0	0	0	0	0	0	0	0	0	0	0	0	11	22.9	30	20 to 30	54.5	2	18.2
25/08/2023	19:00	1	3	1	6	1	0	0	0	0	0	0	0	0	0	0	0	0	0	0	0	12	23.4	29.2	20 to 30	58.3	1	8.3
25/08/2023	20:00	0	0	1	1	0	1	0	0	1	0	0	0	0	0	0	0	0	0	0	0	4	34.5	40	20 to 30	50.0	2	50.0
25/08/2023	21:00	0	0	0	1	0	0	0	0	0	0	0	0	0	0	0	0	0	0	0	0	1	27	30	20 to 30	100.0	*	*
25/08/2023	22:00	0	0	0	0	0	0	0	0	0	0	0	0	0	0	0	0	0	0	0	0	0	0	*	*	*	*	
25/08/2023	23:00	0	0	0	0	0	1	0	0	0	0	0	0	0	0	0	0	0	0	0	0	1	37	40	30 to 40	100.0	1	100.0
24 Hr Summary		14	17	38	77	34	14	2	0	1	0	0	0	0	0	0	0	0	0	0	0	197	26	33.1	20 to 30	58.4	51	25.9

Incoming Histogram

Tivetshall

from Tue-Aug-01-2023-12-00-PM to Tue-Aug-29-2023-06-59-AM

Date	Starting Hr:min	<15	15 to <20	20 to <25	25 to <30	30 to <35	35 to <40	40 to <45	45 to <50	50 to <55	55 to <60	60 to <65	65 to <70	70 to <75	75 to <80	80 to <85	85 to <90	90 to <95	95 to <100	100 to >105	Total Counts	Avg Speed (MPH)	85pct Speed	10MPH Pace	% in pace	# of Speeders	% Speeders	
26/08/2023	00:00	0	0	0	0	1	0	0	0	0	0	0	0	0	0	0	0	0	0	0	0	1	32	35	25 to 35	100.0	1	100.0
26/08/2023	01:00	0	0	0	1	0	0	0	0	0	0	0	0	0	0	0	0	0	0	0	0	1	27	30	20 to 30	100.0	*	*
26/08/2023	02:00	0	0	0	0	0	0	0	0	0	0	0	0	0	0	0	0	0	0	0	0	0	0	0	*	*	*	*
26/08/2023	03:00	0	0	0	0	0	0	0	0	0	0	0	0	0	0	0	0	0	0	0	0	0	0	0	*	*	*	*
26/08/2023	04:00	0	0	0	0	0	0	0	0	0	0	0	0	0	0	0	0	0	0	0	0	0	0	0	*	*	*	*
26/08/2023	05:00	0	0	0	0	1	0	0	0	0	0	0	0	0	0	0	0	0	0	0	0	1	32	35	25 to 35	100.0	1	100.0
26/08/2023	06:00	0	0	1	3	1	0	0	0	0	0	0	0	0	0	0	0	0	0	0	0	5	27.2	30	20 to 30	80.0	1	20.0
26/08/2023	07:00	0	0	1	3	2	0	0	0	0	0	0	0	0	0	0	0	0	0	0	0	6	28	32.5	25 to 35	83.3	2	33.3
26/08/2023	08:00	1	0	1	4	0	0	0	0	0	0	0	0	0	0	0	0	0	0	0	0	6	23.8	28.8	20 to 30	83.3	*	*
26/08/2023	09:00	1	1	2	9	1	0	0	0	0	0	0	0	0	0	0	0	0	0	0	0	14	24.7	29.4	20 to 30	78.6	1	7.1
26/08/2023	10:00	3	0	2	9	6	0	1	0	0	0	0	0	0	0	0	0	0	0	0	0	21	26.7	33.3	25 to 35	71.4	7	33.3
26/08/2023	11:00	5	2	8	8	2	1	0	0	0	0	0	0	0	0	0	0	0	0	0	0	26	22.4	29.4	20 to 30	61.5	3	11.5
26/08/2023	12:00	7	4	1	6	2	0	0	0	0	0	0	0	0	0	0	0	0	0	0	0	20	19.7	29.2	10 to 20	45.0	2	10.0
26/08/2023	13:00	2	4	2	7	1	1	0	0	0	0	0	0	0	0	0	0	0	0	0	0	17	23.4	29.3	20 to 30	52.9	2	11.8
26/08/2023	14:00	5	1	3	6	1	1	0	0	0	0	0	0	0	0	0	0	0	0	0	0	17	21.5	29.2	20 to 30	52.9	2	11.8
26/08/2023	15:00	1	3	2	5	1	0	0	0	0	0	0	0	0	0	0	0	0	0	0	0	12	22.8	29	20 to 30	58.3	1	8.3
26/08/2023	16:00	3	1	2	0	1	0	1	0	0	0	0	0	0	0	0	0	0	0	0	0	8	20.8	35	5 to 15	37.5	2	25.0
26/08/2023	17:00	1	2	2	3	0	1	0	0	0	0	0	0	0	0	0	0	0	0	0	0	9	23.1	30	20 to 30	55.6	1	11.1
26/08/2023	18:00	0	0	3	2	1	0	0	0	0	0	0	0	0	0	0	0	0	0	0	0	6	25.5	30	20 to 30	83.3	1	16.7
26/08/2023	19:00	7	0	2	1	1	0	0	0	0	0	0	0	0	0	0	0	0	0	0	0	11	14.9	25	5 to 15	63.6	1	9.1
26/08/2023	20:00	2	1	2	3	0	0	0	0	0	0	0	0	0	0	0	0	0	0	0	0	8	20.9	28.3	20 to 30	62.5	*	*
26/08/2023	21:00	1	0	0	0	0	0	0	0	0	0	0	0	0	0	0	0	0	0	0	0	1	7	10	0 to 10	100.0	*	*
26/08/2023	22:00	0	0	0	1	0	0	0	0	0	0	0	0	0	0	0	0	0	0	0	0	1	27	30	20 to 30	100.0	*	*
26/08/2023	23:00	0	0	0	0	0	0	0	0	0	0	0	0	0	0	0	0	0	0	0	0	0	0	0	*	*	*	*
24 Hr Summary		39	19	34	71	22	4	2	0	0	0	0	0	0	0	0	0	0	0	0	191	22.8	29.9	20 to 30	55.0	28	14.7	

Incoming Histogram

Tivetshall

from Tue-Aug-01-2023-12-00-PM to Tue-Aug-29-2023-06-59-AM

Date	Starting Hr:min	<15	15 to <20	20 to <25	25 to <30	30 to <35	35 to <40	40 to <45	45 to <50	50 to <55	55 to <60	60 to <65	65 to <70	70 to <75	75 to <80	80 to <85	85 to <90	90 to <95	95 to <100	100 to >105	Total Counts	Avg Speed (MPH)	85pet Speed	10MPH Pace	% in pace	# of Speeders	% Speeders	
27/08/2023	00:00	0	0	0	0	2	0	0	0	0	0	0	0	0	0	0	0	0	0	0	0	2	32	35	25 to 35	100.0	2	100.0
27/08/2023	01:00	0	0	0	0	0	0	0	0	0	0	0	0	0	0	0	0	0	0	0	0	0	0	0	*	*	*	*
27/08/2023	02:00	0	0	0	0	0	0	0	0	0	0	0	0	0	0	0	0	0	0	0	0	0	0	0	*	*	*	*
27/08/2023	03:00	0	0	0	0	0	0	0	0	0	0	0	0	0	0	0	0	0	0	0	0	0	0	0	*	*	*	*
27/08/2023	04:00	0	0	0	0	0	0	0	0	0	0	0	0	0	0	0	0	0	0	0	0	0	0	0	*	*	*	*
27/08/2023	05:00	0	0	0	0	0	0	0	0	0	0	0	0	0	0	0	0	0	0	0	0	0	0	0	*	*	*	*
27/08/2023	06:00	0	0	0	0	1	0	0	0	0	0	0	0	0	0	0	0	0	0	0	0	1	32	35	25 to 35	100.0	1	100.0
27/08/2023	07:00	1	0	1	1	0	0	0	0	0	0	0	0	0	0	0	0	0	0	0	0	3	20.3	30	20 to 30	66.7	*	*
27/08/2023	08:00	0	0	3	1	1	0	0	0	0	0	0	0	0	0	0	0	0	0	0	0	5	25.2	30	20 to 30	80.0	1	20.0
27/08/2023	09:00	0	1	2	4	1	0	0	0	0	0	0	0	0	0	0	0	0	0	0	0	8	25.1	30	20 to 30	75.0	1	12.5
27/08/2023	10:00	1	2	1	5	2	1	0	0	0	0	0	0	0	0	0	0	0	0	0	0	12	25.3	32.5	25 to 35	58.3	3	25.0
27/08/2023	11:00	3	0	2	6	0	0	0	0	0	0	0	0	0	0	0	0	0	0	0	0	11	21.3	28.3	20 to 30	72.7	*	*
27/08/2023	12:00	5	4	5	2	3	0	0	0	0	0	0	0	0	0	0	0	0	0	0	0	19	20.1	30	15 to 25	47.4	3	15.8
27/08/2023	13:00	2	2	0	4	0	0	0	0	0	0	0	0	0	0	0	0	0	0	0	0	8	20.4	28.8	20 to 30	50.0	*	*
27/08/2023	14:00	9	0	4	5	4	0	0	0	0	0	0	0	0	0	0	0	0	0	0	0	22	19.5	31.2	5 to 15	40.9	4	18.2
27/08/2023	15:00	81	1	0	1	1	0	0	0	0	0	0	0	0	0	0	0	0	0	0	0	84	8.2	9.4	5 to 15	96.4	1	1.2
27/08/2023	16:00	36	0	0	4	1	1	0	0	0	0	0	0	0	0	0	0	0	0	0	0	42	10.8	15	5 to 15	85.7	2	4.8
27/08/2023	17:00	254	1	1	5	1	0	0	0	0	0	0	0	0	0	0	0	0	0	0	0	262	8.2	9.5	5 to 15	96.9	1	0.4
27/08/2023	18:00	1	0	1	4	1	0	0	0	0	0	0	0	0	0	0	0	0	0	0	0	7	24.1	30	20 to 30	71.4	1	14.3
27/08/2023	19:00	2	0	2	3	0	1	0	0	0	0	0	0	0	0	0	0	0	0	0	0	8	22.6	30	20 to 30	62.5	1	12.5
27/08/2023	20:00	2	0	1	2	0	0	0	0	0	0	0	0	0	0	0	0	0	0	0	0	5	19	27.5	20 to 30	60.0	*	*
27/08/2023	21:00	0	0	1	0	0	0	0	0	0	0	0	0	0	0	0	0	0	0	0	0	1	22	25	15 to 25	100.0	*	*
27/08/2023	22:00	0	1	0	0	0	0	0	0	0	0	0	0	0	0	0	0	0	0	0	0	1	17	20	10 to 20	100.0	*	*
27/08/2023	23:00	0	0	0	0	0	0	0	0	0	0	0	0	0	0	0	0	0	0	0	0	0	0	0	*	*	*	*
24 Hr Summary		397	12	24	47	18	3	0	0	0	0	0	0	0	0	0	0	0	0	0	0	501	11.5	23.5	5 to 15	79.2	21	4.2

Incoming Histogram

Tivetshall

from Tue-Aug-01-2023-12-00-PM to Tue-Aug-29-2023-06-59-AM

Date	Starting Hr:min	<15	15 to <20	20 to <25	25 to <30	30 to <35	35 to <40	40 to <45	45 to <50	50 to <55	55 to <60	60 to <65	65 to <70	70 to <75	75 to <80	80 to <85	85 to <90	90 to <95	95 to <100	100 to >105	Total Counts	Avg Speed (MPH)	85pet Speed	10MPH Pace	% in pace	# of Speeders	% Speeders	
28/08/2023	00:00	0	0	0	0	0	0	0	0	0	0	0	0	0	0	0	0	0	0	0	0	0	0	*	*	*	*	
28/08/2023	01:00	0	0	0	0	0	0	0	0	0	0	0	0	0	0	0	0	0	0	0	0	0	0	*	*	*	*	
28/08/2023	02:00	0	0	0	0	0	0	0	0	0	0	0	0	0	0	0	0	0	0	0	0	0	0	*	*	*	*	
28/08/2023	03:00	0	0	0	0	1	0	0	0	0	0	0	0	0	0	0	0	0	0	0	0	1	32	35	25 to 35	100.0	1	100.0
28/08/2023	04:00	0	1	0	0	1	0	0	0	0	0	0	0	0	0	0	0	0	0	0	0	2	24.5	35	10 to 20	50.0	1	50.0
28/08/2023	05:00	0	0	0	0	0	0	0	0	0	0	0	0	0	0	0	0	0	0	0	0	0	0	*	*	*	*	
28/08/2023	06:00	0	0	0	1	1	0	0	0	0	0	0	0	0	0	0	0	0	0	0	0	2	29.5	35	25 to 35	100.0	1	50.0
28/08/2023	07:00	0	0	0	0	0	0	0	0	0	0	0	0	0	0	0	0	0	0	0	0	0	0	*	*	*	*	
28/08/2023	08:00	1	1	0	3	0	1	1	0	0	0	0	0	0	0	0	0	0	0	0	0	7	27	40	20 to 30	42.9	2	28.6
28/08/2023	09:00	1	5	4	5	1	1	0	0	0	0	0	0	0	0	0	0	0	0	0	0	17	22.8	29	15 to 25	52.9	2	11.8
28/08/2023	10:00	1	0	4	3	1	0	0	0	0	0	0	0	0	0	0	0	0	0	0	0	9	23.8	30	20 to 30	77.8	1	11.1
28/08/2023	11:00	2	1	5	3	1	0	0	0	0	0	0	0	0	0	0	0	0	0	0	0	12	22.2	28.3	20 to 30	66.7	1	8.3
28/08/2023	12:00	3	3	1	5	1	1	0	0	0	0	0	0	0	0	0	0	0	0	0	0	14	22.2	30	20 to 30	42.9	2	14.3
28/08/2023	13:00	0	1	1	4	2	0	0	0	0	0	0	0	0	0	0	0	0	0	0	0	8	26.4	32.5	25 to 35	75.0	2	25.0
28/08/2023	14:00	1	4	3	2	1	0	0	0	0	0	0	0	0	0	0	0	0	0	0	0	11	20.7	27.5	15 to 25	63.6	1	9.1
28/08/2023	15:00	2	0	1	1	1	1	0	0	0	0	0	0	0	0	0	0	0	0	0	0	6	23.8	35	5 to 15	33.3	2	33.3
28/08/2023	16:00	0	0	1	6	3	0	0	0	0	0	0	0	0	0	0	0	0	0	0	0	10	28.2	31.7	25 to 35	90.0	3	30.0
28/08/2023	17:00	1	1	2	4	1	0	0	0	0	0	0	0	0	0	0	0	0	0	0	0	9	23.7	30	20 to 30	66.7	1	11.1
28/08/2023	18:00	0	1	1	0	2	0	0	0	0	0	0	0	0	0	0	0	0	0	0	0	4	25.8	32.5	15 to 25	50.0	2	50.0
28/08/2023	19:00	1	0	0	3	0	0	0	0	0	0	0	0	0	0	0	0	0	0	0	0	4	23.3	28.3	20 to 30	75.0	*	*
28/08/2023	20:00	1	1	0	4	1	1	0	1	0	0	0	0	0	0	0	0	0	0	0	0	9	28.2	40	25 to 35	55.6	3	33.3
28/08/2023	21:00	0	0	0	0	1	0	0	0	0	0	0	0	0	0	0	0	0	0	0	0	1	32	35	25 to 35	100.0	1	100.0
28/08/2023	22:00	0	0	0	0	0	0	0	0	0	0	0	0	0	0	0	0	0	0	0	0	0	0	*	*	*	*	
28/08/2023	23:00	0	0	0	0	1	0	0	0	0	0	0	0	0	0	0	0	0	0	0	0	1	32	35	25 to 35	100.0	1	100.0
24 Hr Summary		14	19	23	44	20	5	1	1	0	0	0	0	0	0	0	0	0	0	0	0	127	24.4	32	20 to 30	52.8	27	21.3

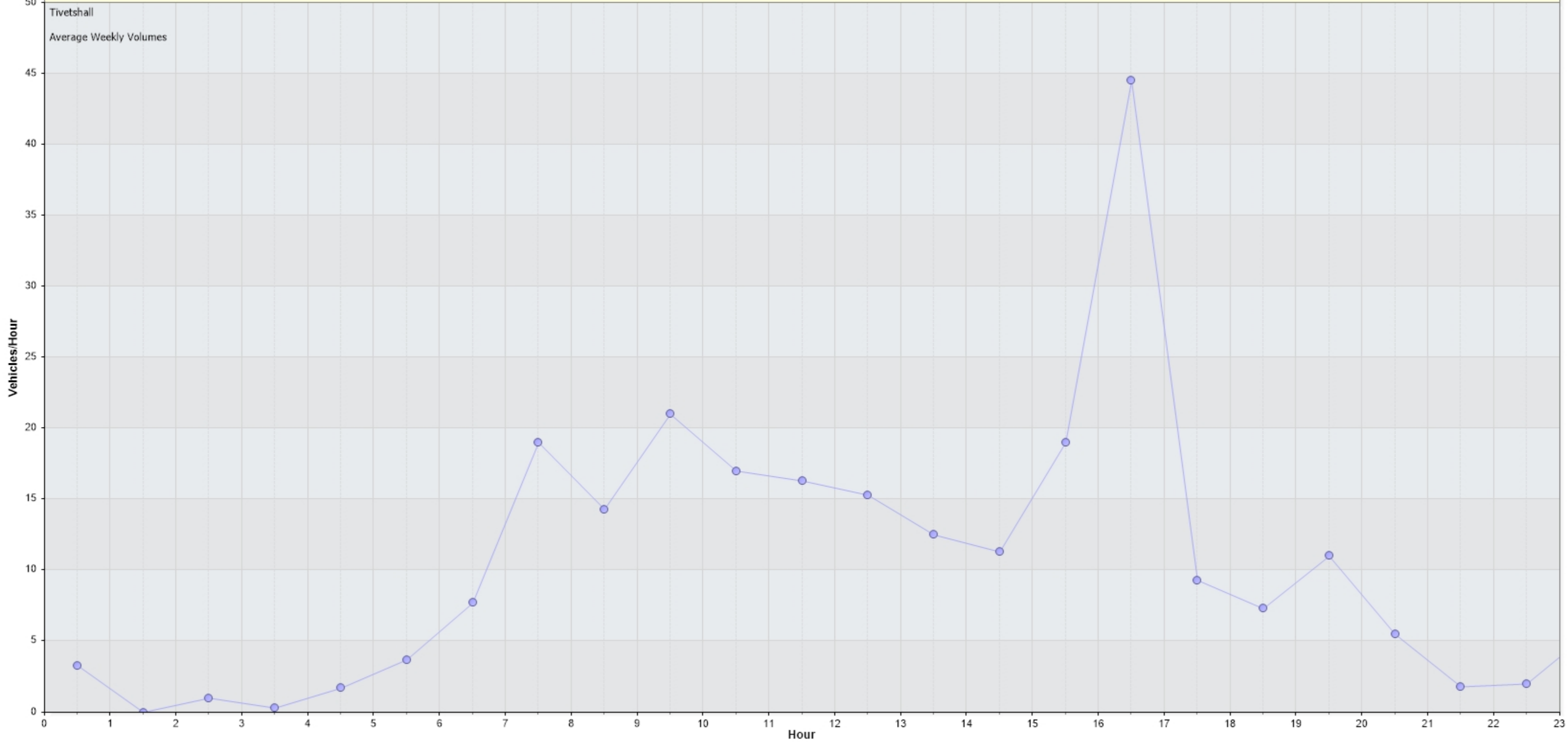
Incoming Histogram

Tivetshall

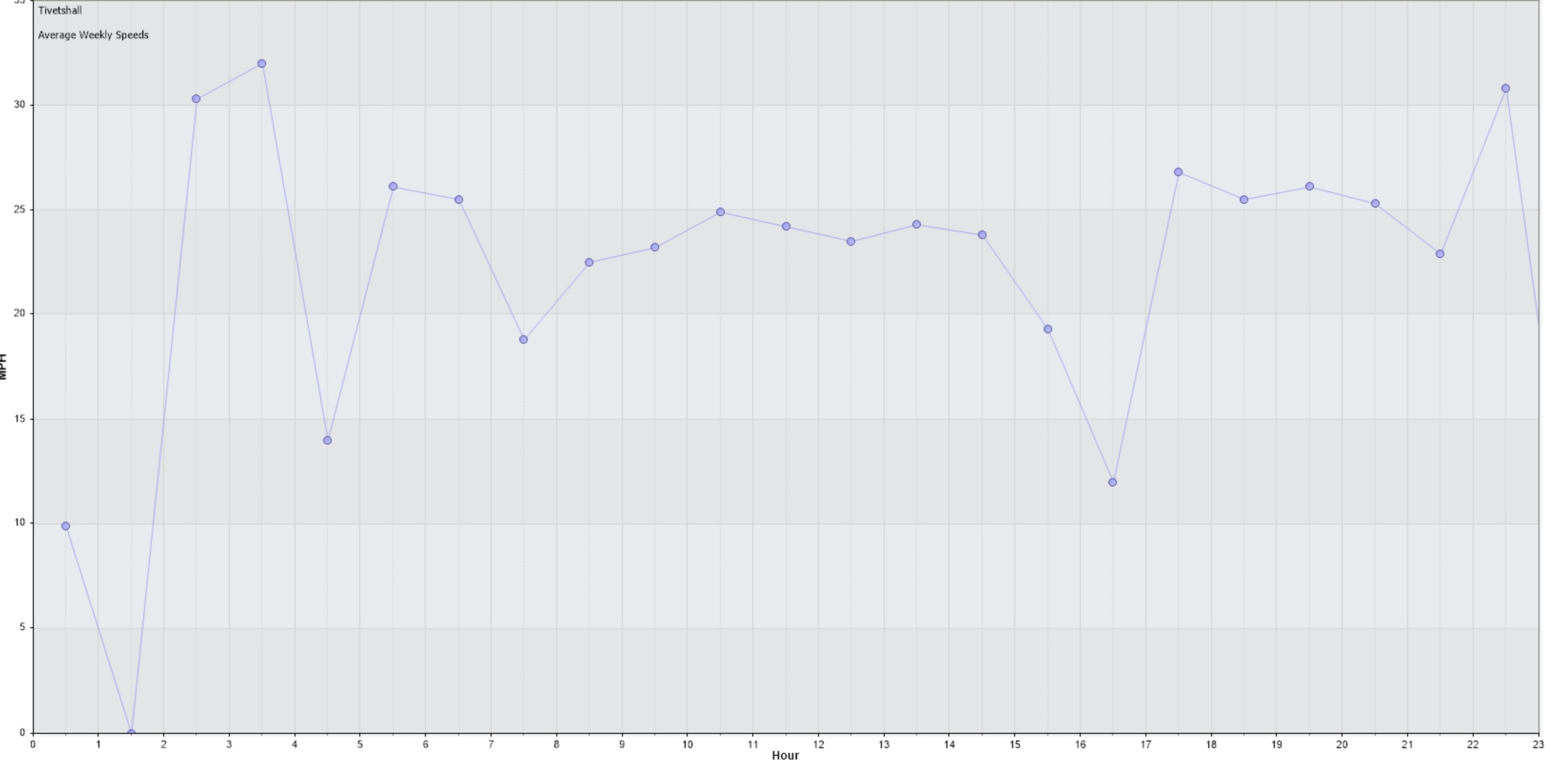
from Tue-Aug-01-2023-12-00-PM to Tue-Aug-29-2023-06-59-AM

Date	Starting Hr:min	<15	15 to <20	20 to <25	25 to <30	30 to <35	35 to <40	40 to <45	45 to <50	50 to <55	55 to <60	60 to <65	65 to <70	70 to <75	75 to <80	80 to <85	85 to <90	90 to <95	95 to <100	100 to >105	Total Counts	Avg Speed (MPH)	85pet Speed	10MPH Pace	% in pace	# of Speeders	% Speeders	
29/08/2023	00:00	0	0	0	0	0	0	0	0	0	0	0	0	0	0	0	0	0	0	0	0	0	0	*	*	*	*	
29/08/2023	01:00	0	0	1	0	0	0	0	0	0	0	0	0	0	0	0	0	0	0	0	0	1	22	25	15 to 25	100.0	*	*
29/08/2023	02:00	0	0	0	0	0	0	0	0	0	0	0	0	0	0	0	0	0	0	0	0	0	0	*	*	*	*	
29/08/2023	03:00	0	0	0	0	0	0	0	0	0	0	0	0	0	0	0	0	0	0	0	0	0	0	*	*	*	*	
29/08/2023	04:00	0	0	0	0	0	0	0	0	0	0	0	0	0	0	0	0	0	0	0	0	0	0	*	*	*	*	
29/08/2023	05:00	0	0	0	0	0	0	1	0	0	0	0	0	0	0	0	0	0	0	0	0	1	42	45	35 to 45	100.0	1	100.0
29/08/2023	06:00	0	0	0	4	1	0	0	0	0	0	0	0	0	0	0	0	0	0	0	0	5	28	30	25 to 35	100.0	1	20.0
29/08/2023	07:00	*	*	*	*	*	*	*	*	*	*	*	*	*	*	*	*	*	*	*	*	*	*	*	*	*	*	*
29/08/2023	08:00	*	*	*	*	*	*	*	*	*	*	*	*	*	*	*	*	*	*	*	*	*	*	*	*	*	*	*
29/08/2023	09:00	*	*	*	*	*	*	*	*	*	*	*	*	*	*	*	*	*	*	*	*	*	*	*	*	*	*	*
29/08/2023	10:00	*	*	*	*	*	*	*	*	*	*	*	*	*	*	*	*	*	*	*	*	*	*	*	*	*	*	*
29/08/2023	11:00	*	*	*	*	*	*	*	*	*	*	*	*	*	*	*	*	*	*	*	*	*	*	*	*	*	*	*
29/08/2023	12:00	*	*	*	*	*	*	*	*	*	*	*	*	*	*	*	*	*	*	*	*	*	*	*	*	*	*	*
29/08/2023	13:00	*	*	*	*	*	*	*	*	*	*	*	*	*	*	*	*	*	*	*	*	*	*	*	*	*	*	*
29/08/2023	14:00	*	*	*	*	*	*	*	*	*	*	*	*	*	*	*	*	*	*	*	*	*	*	*	*	*	*	*
29/08/2023	15:00	*	*	*	*	*	*	*	*	*	*	*	*	*	*	*	*	*	*	*	*	*	*	*	*	*	*	*
29/08/2023	16:00	*	*	*	*	*	*	*	*	*	*	*	*	*	*	*	*	*	*	*	*	*	*	*	*	*	*	*
29/08/2023	17:00	*	*	*	*	*	*	*	*	*	*	*	*	*	*	*	*	*	*	*	*	*	*	*	*	*	*	*
29/08/2023	18:00	*	*	*	*	*	*	*	*	*	*	*	*	*	*	*	*	*	*	*	*	*	*	*	*	*	*	*
29/08/2023	19:00	*	*	*	*	*	*	*	*	*	*	*	*	*	*	*	*	*	*	*	*	*	*	*	*	*	*	*
29/08/2023	20:00	*	*	*	*	*	*	*	*	*	*	*	*	*	*	*	*	*	*	*	*	*	*	*	*	*	*	*
29/08/2023	21:00	*	*	*	*	*	*	*	*	*	*	*	*	*	*	*	*	*	*	*	*	*	*	*	*	*	*	*
29/08/2023	22:00	*	*	*	*	*	*	*	*	*	*	*	*	*	*	*	*	*	*	*	*	*	*	*	*	*	*	*
29/08/2023	23:00	*	*	*	*	*	*	*	*	*	*	*	*	*	*	*	*	*	*	*	*	*	*	*	*	*	*	*
24 Hr Summary		0	0	1	4	1	0	1	0	0	0	0	0	0	0	0	0	0	0	0	0	7	29.1	35	20 to 30	71.4	2	28.6

Incoming:Average Hourly Volume for Week of 31/07/2023
Average Counts By Hour (31/07/2023) — Average Counts By Hour (31/07/2023)



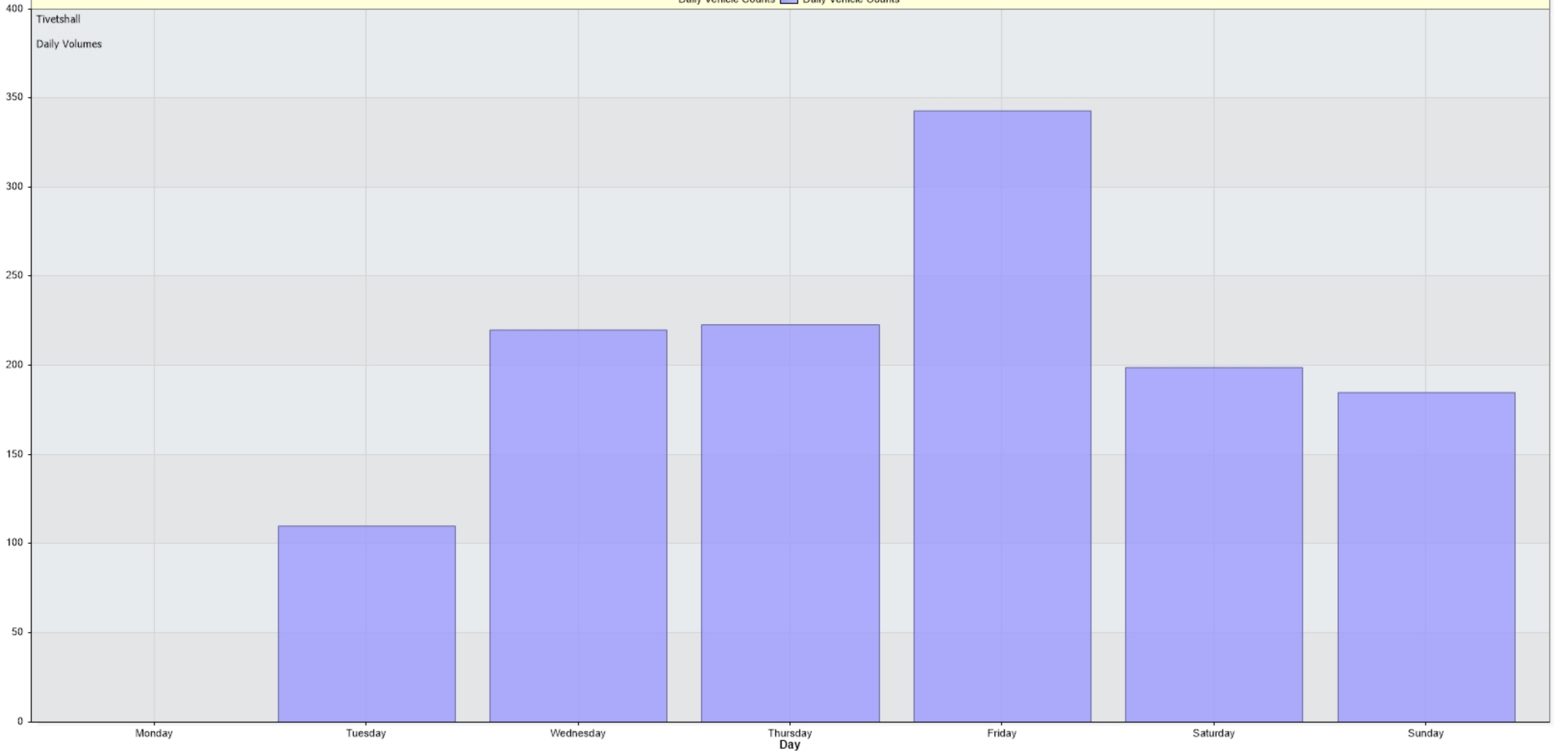
Incoming:Average Hourly WEEKDAY Speeds for Week of 31/07/2023
Average Hourly WEEKDAY Speeds By Hour (31/07/2023) — Average Hourly WEEKDAY Speeds By Hour (31/07/2023)



Incoming:Daily Volume for Week of 31/07/2023

Daily Vehicle Counts

Daily Vehicle Counts



Tivetshall
Daily Volumes