

For Project: Tivetshall  
 Project Notes:  
 Location/Name: Incoming  
 Report Generated: 05/11/2023 14:00:18  
 Speed Intervals: 5 MPH  
 Time Intervals: Instant  
 Traffic Report From: 04/09/2023 08:00:00 through 29/09/2023 05:59:59  
 85th Percentile Speed: 34.6 MPH  
 85th Percentile Vehicles: 7276  
 Max Speed: 65 MPH on 13/09/2023 12:25:00  
 Total Vehicles: 8560  
 AADT: 343

## Volumes - weekly counts

Time	5 Day	7 Day
Average Daily	355	322
AM Peak 08:00	27	22
PM Peak 16:00	41	34

## Speed

Speed Limit: 30  
 85th Percentile Speed: 34.6  
 50th Percentile Speed: 28.6  
 10 MPH Pace Interval: 25.0 MPH to 35.0 MPH  
 Average Speed: 28.21

	Monday	Tuesday	Wednesday	Thursday	Friday	Saturday	Sunday
Count over limit	559	603	630	607	443	280	276
% over limit	41.4	38.2	39.5	41.2	39.2	35.6	42.7
Avg Speeder	34.6	34.6	34.8	34.7	34.6	34.6	34.5
Avg Speed	21.9	19.6	20.4	21.2	21.2	23.0	23.0

Day/Time Ending	85th pctl (MPH)	85th pctl cnts	Total Cnts	Max Speed	Avg Speeder	% Speeders	Avg Speed
04/09/2023 09:00:00	35.0	3	3	35	32.5	33.3%	29.0
04/09/2023 10:00:00	36.2	20	23	40	33.9	60.9%	30.1
04/09/2023 11:00:00	34.2	22	26	50	35.8	34.6%	28.2
04/09/2023 12:00:00	36.7	18	21	45	34.8	52.4%	29.6
04/09/2023 13:00:00	31.7	26	31	45	33.9	22.6%	24.3
04/09/2023 14:00:00	33.8	20	24	40	33.5	41.7%	27.9
04/09/2023 15:00:00	33.8	11	13	40	33.5	38.5%	28.3
04/09/2023 16:00:00	35.8	26	31	40	34.8	41.9%	29.3
04/09/2023 17:00:00	33.9	21	25	50	34.3	44.0%	28.8
04/09/2023 18:00:00	35.0	27	32	45	34.7	50.0%	29.4
04/09/2023 19:00:00	36.2	22	26	45	35.8	34.6%	27.3
04/09/2023 20:00:00	33.0	14	17	40	33.3	35.3%	27.6
04/09/2023 21:00:00	35.0	7	8	40	33.5	62.5%	28.3
04/09/2023 22:00:00	42.5	8	9	45	38.5	55.6%	32.0
04/09/2023 23:00:00	35.0	1	1	35	32.5	100.0%	32.0
05/09/2023 00:00:00	35.0	3	3	35	32.5	66.7%	30.3
05/09/2023 01:00:00	35.0	1	1	35	32.5	100.0%	32.0
05/09/2023 02:00:00	40.0	2	2	40	35.0	100.0%	34.5
05/09/2023 03:00:00	0.0	0	0	0	0.0	0.0%	0.0
05/09/2023 04:00:00	0.0	0	0	0	0.0	0.0%	0.0
05/09/2023 05:00:00	0.0	0	0	0	0.0	0.0%	0.0
05/09/2023 06:00:00	40.0	1	1	40	37.5	100.0%	37.0
05/09/2023 07:00:00	35.0	1	1	35	32.5	100.0%	32.0
05/09/2023 08:00:00	37.5	6	7	40	37.5	28.6%	27.9
05/09/2023 09:00:00	35.0	15	18	45	35.8	33.3%	29.0
05/09/2023 10:00:00	33.0	15	18	40	33.3	33.3%	26.6
05/09/2023 11:00:00	34.3	19	22	40	33.6	40.9%	28.1
05/09/2023 12:00:00	32.5	8	10	40	34.2	30.0%	24.0
05/09/2023 13:00:00	33.8	18	21	45	35.0	28.6%	23.6
05/09/2023 14:00:00	36.0	27	32	45	35.0	43.8%	28.8
05/09/2023 15:00:00	38.3	18	21	45	35.7	52.4%	29.8
05/09/2023 16:00:00	35.0	21	25	45	35.3	36.0%	26.5
05/09/2023 17:00:00	35.0	29	34	40	34.0	50.0%	29.1
05/09/2023 18:00:00	34.6	37	43	45	34.2	41.9%	29.4
05/09/2023 19:00:00	31.7	21	25	40	34.5	20.0%	25.0
05/09/2023 20:00:00	35.0	14	17	45	35.4	41.2%	29.2
05/09/2023 21:00:00	33.3	8	10	35	32.5	60.0%	29.2
05/09/2023 22:00:00	35.0	3	4	40	34.2	75.0%	32.0
05/09/2023 23:00:00	35.0	4	5	40	34.2	60.0%	29.0
06/09/2023 00:00:00	0.0	0	0	0	0.0	0.0%	0.0
06/09/2023 01:00:00	0.0	0	0	0	0.0	0.0%	0.0
06/09/2023 02:00:00	0.0	0	0	0	0.0	0.0%	0.0
06/09/2023 03:00:00	35.0	1	1	35	32.5	100.0%	32.0
06/09/2023 04:00:00	0.0	0	0	0	0.0	0.0%	0.0
06/09/2023 05:00:00	0.0	0	0	0	0.0	0.0%	0.0
06/09/2023 06:00:00	0.0	0	0	0	0.0	0.0%	0.0

06/09/2023 07:00:00	35.0	5	6	40	34.2	50.0%	25.3
06/09/2023 08:00:00	30.0	11	13	40	35.0	15.4%	26.8
06/09/2023 09:00:00	36.7	20	24	45	36.4	37.5%	29.3
06/09/2023 10:00:00	34.0	21	25	45	33.8	48.0%	29.0
06/09/2023 11:00:00	34.4	26	30	40	33.8	40.0%	28.6
06/09/2023 12:00:00	32.1	20	24	35	32.5	29.2%	26.5
06/09/2023 13:00:00	35.0	21	25	40	34.2	48.0%	28.6
06/09/2023 14:00:00	37.5	13	15	45	35.4	46.7%	30.5
06/09/2023 15:00:00	34.3	21	25	40	34.0	40.0%	28.6
06/09/2023 16:00:00	32.1	26	30	35	32.5	23.3%	27.1
06/09/2023 17:00:00	33.8	35	41	40	34.2	29.3%	26.0
06/09/2023 18:00:00	33.1	31	37	50	35.2	29.7%	27.6
06/09/2023 19:00:00	33.9	19	22	40	33.0	45.5%	28.5
06/09/2023 20:00:00	31.7	13	15	35	32.5	20.0%	25.9
06/09/2023 21:00:00	32.5	8	9	35	32.5	22.2%	27.0
06/09/2023 22:00:00	35.0	3	3	35	32.5	33.3%	28.7
06/09/2023 23:00:00	35.0	1	1	35	32.5	100.0%	32.0
07/09/2023 00:00:00	0.0	0	0	0	0.0	0.0%	0.0
07/09/2023 01:00:00	35.0	1	1	35	32.5	100.0%	32.0
07/09/2023 02:00:00	0.0	0	0	0	0.0	0.0%	0.0
07/09/2023 03:00:00	0.0	0	0	0	0.0	0.0%	0.0
07/09/2023 04:00:00	0.0	0	0	0	0.0	0.0%	0.0
07/09/2023 05:00:00	0.0	0	0	0	0.0	0.0%	0.0
07/09/2023 06:00:00	0.0	0	0	0	0.0	0.0%	0.0
07/09/2023 07:00:00	30.0	1	1	30	0.0	0.0%	27.0
07/09/2023 08:00:00	31.7	9	11	35	32.5	27.3%	25.3
07/09/2023 09:00:00	33.6	23	27	40	33.6	33.3%	27.2
07/09/2023 10:00:00	37.5	13	15	40	35.4	46.7%	29.2
07/09/2023 11:00:00	34.2	21	25	40	34.2	36.0%	29.0
07/09/2023 12:00:00	37.5	18	21	55	36.5	47.6%	30.3
07/09/2023 13:00:00	32.5	15	18	40	33.5	27.8%	25.3
07/09/2023 14:00:00	38.0	18	21	45	36.0	47.6%	31.0
07/09/2023 15:00:00	36.2	20	24	45	34.4	66.7%	31.1
07/09/2023 16:00:00	33.3	37	43	40	33.2	32.6%	26.8
07/09/2023 17:00:00	37.1	32	38	45	34.8	63.2%	31.6
07/09/2023 18:00:00	40.0	18	21	45	35.8	71.4%	32.7
07/09/2023 19:00:00	36.7	20	24	40	35.2	45.8%	28.3
07/09/2023 20:00:00	33.6	14	17	40	33.1	47.1%	26.7
07/09/2023 21:00:00	40.0	6	7	45	37.5	42.9%	30.0
07/09/2023 22:00:00	40.0	8	9	45	35.5	55.6%	28.1
07/09/2023 23:00:00	38.3	7	8	40	35.5	62.5%	28.4
08/09/2023 00:00:00	0.0	0	0	0	0.0	0.0%	0.0
08/09/2023 01:00:00	0.0	0	0	0	0.0	0.0%	0.0
08/09/2023 02:00:00	0.0	0	0	0	0.0	0.0%	0.0
08/09/2023 03:00:00	0.0	0	0	0	0.0	0.0%	0.0
08/09/2023 04:00:00	0.0	0	0	0	0.0	0.0%	0.0
08/09/2023 05:00:00	0.0	0	0	0	0.0	0.0%	0.0

08/09/2023 06:00:00	0.0	0	0	0	0.0	0.0%	0.0
08/09/2023 07:00:00	35.0	3	3	35	32.5	66.7%	27.0
08/09/2023 08:00:00	35.0	11	13	45	37.5	23.1%	25.9
08/09/2023 09:00:00	36.7	24	28	40	34.8	46.4%	29.5
08/09/2023 10:00:00	33.8	23	27	40	33.5	37.0%	27.6
08/09/2023 11:00:00	36.7	19	22	50	35.0	54.5%	29.5
08/09/2023 12:00:00	35.0	20	23	40	34.2	39.1%	28.0
08/09/2023 13:00:00	35.0	17	20	40	34.2	45.0%	27.4
08/09/2023 14:00:00	34.5	25	29	40	33.6	48.3%	27.7
08/09/2023 15:00:00	32.9	20	23	35	32.5	30.4%	28.1
08/09/2023 16:00:00	32.5	42	50	45	34.0	26.0%	26.8
08/09/2023 17:00:00	35.8	35	41	45	35.2	36.6%	28.2
08/09/2023 18:00:00	38.3	29	34	50	36.1	52.9%	30.4
08/09/2023 19:00:00	33.0	20	23	40	33.3	26.1%	27.0
08/09/2023 20:00:00	36.2	19	22	40	33.9	63.6%	30.8
08/09/2023 21:00:00	30.0	11	13	40	35.0	15.4%	25.3
08/09/2023 22:00:00	35.0	5	6	40	34.2	50.0%	29.5
08/09/2023 23:00:00	35.0	3	3	35	32.5	33.3%	22.3
09/09/2023 00:00:00	0.0	0	0	0	0.0	0.0%	0.0
09/09/2023 01:00:00	25.0	1	1	25	0.0	0.0%	22.0
09/09/2023 02:00:00	0.0	0	0	0	0.0	0.0%	0.0
09/09/2023 03:00:00	30.0	1	1	30	0.0	0.0%	27.0
09/09/2023 04:00:00	0.0	0	0	0	0.0	0.0%	0.0
09/09/2023 05:00:00	0.0	0	0	0	0.0	0.0%	0.0
09/09/2023 06:00:00	35.0	2	2	35	32.5	50.0%	24.5
09/09/2023 07:00:00	40.0	1	1	40	37.5	100.0%	37.0
09/09/2023 08:00:00	30.0	5	6	35	32.5	16.7%	25.3
09/09/2023 09:00:00	33.3	6	7	35	32.5	42.9%	27.9
09/09/2023 10:00:00	32.5	9	11	40	34.2	27.3%	25.6
09/09/2023 11:00:00	34.3	13	15	55	35.0	53.3%	30.9
09/09/2023 12:00:00	29.1	20	24	40	35.0	8.3%	25.3
09/09/2023 13:00:00	32.0	22	26	40	33.3	23.1%	25.7
09/09/2023 14:00:00	33.3	22	26	40	33.8	30.8%	27.8
09/09/2023 15:00:00	34.2	26	30	40	34.2	30.0%	25.4
09/09/2023 16:00:00	32.5	13	15	45	35.8	20.0%	24.1
09/09/2023 17:00:00	35.0	20	23	40	34.4	34.8%	28.0
09/09/2023 18:00:00	28.8	22	26	45	40.0	7.7%	22.6
09/09/2023 19:00:00	28.0	8	10	30	0.0	0.0%	23.1
09/09/2023 20:00:00	30.0	13	15	35	32.5	13.3%	24.5
09/09/2023 21:00:00	30.0	5	6	35	32.5	16.7%	24.5
09/09/2023 22:00:00	35.0	8	9	40	33.8	44.4%	28.2
09/09/2023 23:00:00	38.3	11	13	45	36.1	53.8%	29.8
10/09/2023 00:00:00	35.0	2	2	35	32.5	50.0%	27.0
10/09/2023 01:00:00	28.3	3	4	30	0.0	0.0%	26.0
10/09/2023 02:00:00	0.0	0	0	0	0.0	0.0%	0.0
10/09/2023 03:00:00	0.0	0	0	0	0.0	0.0%	0.0
10/09/2023 04:00:00	0.0	0	0	0	0.0	0.0%	0.0

10/09/2023 05:00:00	0.0	0	0	0	0.0	0.0%	0.0
10/09/2023 06:00:00	0.0	0	0	0	0.0	0.0%	0.0
10/09/2023 07:00:00	0.0	0	0	0	0.0	0.0%	0.0
10/09/2023 08:00:00	40.0	2	2	40	35.0	100.0%	34.5
10/09/2023 09:00:00	35.0	1	1	35	32.5	100.0%	32.0
10/09/2023 10:00:00	33.8	8	10	45	34.5	50.0%	29.1
10/09/2023 11:00:00	33.0	15	18	40	33.3	33.3%	27.6
10/09/2023 12:00:00	32.5	21	25	35	32.5	32.0%	27.0
10/09/2023 13:00:00	33.3	10	12	40	33.8	33.3%	28.3
10/09/2023 14:00:00	35.0	12	14	40	33.6	64.3%	28.9
10/09/2023 15:00:00	33.8	11	13	40	33.5	38.5%	25.8
10/09/2023 16:00:00	32.5	18	21	40	33.5	23.8%	24.6
10/09/2023 17:00:00	34.4	20	23	40	33.5	43.5%	27.0
10/09/2023 18:00:00	33.8	14	17	40	34.2	35.3%	28.1
10/09/2023 19:00:00	35.0	16	19	45	34.5	52.6%	29.6
10/09/2023 20:00:00	33.3	6	7	35	32.5	42.9%	27.3
10/09/2023 21:00:00	33.3	8	9	35	32.5	33.3%	28.9
10/09/2023 22:00:00	35.0	4	5	40	34.2	60.0%	31.0
10/09/2023 23:00:00	35.0	1	1	35	32.5	100.0%	32.0
11/09/2023 00:00:00	0.0	0	0	0	0.0	0.0%	0.0
11/09/2023 01:00:00	0.0	0	0	0	0.0	0.0%	0.0
11/09/2023 02:00:00	0.0	0	0	0	0.0	0.0%	0.0
11/09/2023 03:00:00	15.0	2	2	15	0.0	0.0%	9.5
11/09/2023 04:00:00	0.0	0	0	0	0.0	0.0%	0.0
11/09/2023 05:00:00	25.0	1	1	25	0.0	0.0%	22.0
11/09/2023 06:00:00	35.0	3	3	35	32.5	100.0%	32.0
11/09/2023 07:00:00	40.0	2	2	40	37.5	50.0%	32.0
11/09/2023 08:00:00	31.7	14	17	45	35.0	23.5%	23.6
11/09/2023 09:00:00	34.5	25	29	40	33.6	48.3%	28.9
11/09/2023 10:00:00	34.2	16	19	40	33.8	42.1%	26.6
11/09/2023 11:00:00	35.0	14	17	40	34.2	52.9%	30.2
11/09/2023 12:00:00	33.0	21	25	50	35.4	28.0%	27.0
11/09/2023 13:00:00	35.0	14	16	40	33.6	56.3%	30.6
11/09/2023 14:00:00	33.3	16	19	40	33.2	36.8%	27.6
11/09/2023 15:00:00	34.3	18	21	45	34.2	42.9%	28.6
11/09/2023 16:00:00	35.7	34	40	40	34.7	40.0%	26.9
11/09/2023 17:00:00	34.0	30	35	50	34.4	37.1%	28.1
11/09/2023 18:00:00	33.8	27	32	45	34.3	34.4%	28.8
11/09/2023 19:00:00	35.0	24	28	45	34.1	57.1%	29.9
11/09/2023 20:00:00	33.6	14	16	35	32.5	43.8%	27.4
11/09/2023 21:00:00	40.0	7	8	45	37.5	50.0%	32.0
11/09/2023 22:00:00	40.0	3	3	40	34.2	100.0%	33.7
11/09/2023 23:00:00	0.0	0	0	0	0.0	0.0%	0.0
12/09/2023 00:00:00	20.0	1	1	20	0.0	0.0%	17.0
12/09/2023 01:00:00	0.0	0	0	0	0.0	0.0%	0.0
12/09/2023 02:00:00	0.0	0	0	0	0.0	0.0%	0.0
12/09/2023 03:00:00	0.0	0	0	0	0.0	0.0%	0.0

Incoming Summary  
Tivetshall

from Mon-Sep-04-2023-08-00-AM to Fri-Sep-29-2023-05-59-AM

12/09/2023 04:00:00	0.0	0	0	0	0.0	0.0%	0.0
12/09/2023 05:00:00	0.0	0	0	0	0.0	0.0%	0.0
12/09/2023 06:00:00	35.0	1	1	35	32.5	100.0%	32.0
12/09/2023 07:00:00	0.0	0	0	0	0.0	0.0%	0.0
12/09/2023 08:00:00	33.3	9	11	45	35.0	36.4%	27.1
12/09/2023 09:00:00	37.0	24	28	45	35.0	50.0%	30.6
12/09/2023 10:00:00	36.7	15	18	45	36.7	33.3%	29.4
12/09/2023 11:00:00	32.5	12	14	35	32.5	28.6%	26.8
12/09/2023 12:00:00	37.5	17	20	50	36.0	50.0%	30.4
12/09/2023 13:00:00	33.1	22	26	40	33.1	34.6%	25.2
12/09/2023 14:00:00	35.0	26	30	50	35.5	33.3%	27.4
12/09/2023 15:00:00	31.0	28	33	45	34.2	18.2%	19.6
12/09/2023 16:00:00	33.3	31	37	40	33.2	37.8%	26.8
12/09/2023 17:00:00	33.7	38	45	45	33.6	40.0%	28.5
12/09/2023 18:00:00	31.7	28	33	45	35.8	18.2%	25.6
12/09/2023 19:00:00	26.4	70	82	40	33.9	8.5%	12.4
12/09/2023 20:00:00	33.3	8	9	35	32.5	33.3%	24.9
12/09/2023 21:00:00	31.7	9	11	35	32.5	27.3%	27.1
12/09/2023 22:00:00	35.0	6	7	40	33.8	57.1%	29.9
12/09/2023 23:00:00	35.0	3	4	45	35.8	75.0%	33.3
13/09/2023 00:00:00	35.0	1	1	35	32.5	100.0%	32.0
13/09/2023 01:00:00	20.0	1	1	20	0.0	0.0%	17.0
13/09/2023 02:00:00	0.0	0	0	0	0.0	0.0%	0.0
13/09/2023 03:00:00	30.0	1	1	30	0.0	0.0%	27.0
13/09/2023 04:00:00	0.0	0	0	0	0.0	0.0%	0.0
13/09/2023 05:00:00	0.0	0	0	0	0.0	0.0%	0.0
13/09/2023 06:00:00	30.0	1	1	30	0.0	0.0%	27.0
13/09/2023 07:00:00	40.0	2	2	40	35.0	100.0%	34.5
13/09/2023 08:00:00	32.5	10	12	40	34.2	25.0%	27.3
13/09/2023 09:00:00	33.3	18	21	40	33.2	33.3%	26.7
13/09/2023 10:00:00	33.0	25	29	40	33.9	24.1%	25.2
13/09/2023 11:00:00	34.2	9	11	40	33.2	63.6%	30.3
13/09/2023 12:00:00	34.0	13	15	40	33.3	40.0%	28.1
13/09/2023 13:00:00	34.3	23	27	65	36.5	37.0%	26.3
13/09/2023 14:00:00	33.3	16	19	45	35.5	26.3%	27.2
13/09/2023 15:00:00	36.7	20	24	40	35.2	45.8%	27.5
13/09/2023 16:00:00	36.0	28	33	45	34.6	51.5%	28.9
13/09/2023 17:00:00	34.4	26	30	40	33.9	36.7%	29.3
13/09/2023 18:00:00	34.5	35	41	50	34.8	36.6%	28.2
13/09/2023 19:00:00	34.0	14	17	40	33.9	41.2%	26.5
13/09/2023 20:00:00	31.2	15	18	35	32.5	22.2%	27.2
13/09/2023 21:00:00	37.5	9	11	45	35.8	54.5%	30.7
13/09/2023 22:00:00	40.0	7	8	45	37.5	37.5%	27.1
13/09/2023 23:00:00	30.0	3	4	45	42.5	25.0%	28.3
14/09/2023 00:00:00	0.0	0	0	0	0.0	0.0%	0.0
14/09/2023 01:00:00	50.0	1	1	50	47.5	100.0%	47.0
14/09/2023 02:00:00	0.0	0	0	0	0.0	0.0%	0.0

14/09/2023 03:00:00	0.0	0	0	0	0.0	0.0%	0.0
14/09/2023 04:00:00	0.0	0	0	0	0.0	0.0%	0.0
14/09/2023 05:00:00	0.0	0	0	0	0.0	0.0%	0.0
14/09/2023 06:00:00	30.0	1	1	30	0.0	0.0%	27.0
14/09/2023 07:00:00	0.0	0	0	0	0.0	0.0%	0.0
14/09/2023 08:00:00	35.0	14	17	45	36.7	35.3%	27.1
14/09/2023 09:00:00	40.0	20	24	45	36.8	58.3%	31.8
14/09/2023 10:00:00	40.0	19	22	45	35.6	59.1%	31.3
14/09/2023 11:00:00	34.3	20	23	50	35.3	39.1%	28.1
14/09/2023 12:00:00	33.8	21	25	45	35.4	28.0%	27.0
14/09/2023 13:00:00	35.0	22	26	40	34.2	46.2%	28.5
14/09/2023 14:00:00	35.0	19	22	45	35.3	40.9%	28.8
14/09/2023 15:00:00	33.3	29	34	45	33.9	32.4%	28.1
14/09/2023 16:00:00	34.5	31	36	45	34.6	38.9%	29.1
14/09/2023 17:00:00	33.2	26	31	45	33.3	38.7%	29.0
14/09/2023 18:00:00	33.6	28	33	45	34.5	30.3%	27.7
14/09/2023 19:00:00	33.3	37	43	45	34.2	27.9%	26.5
14/09/2023 20:00:00	35.0	14	16	45	34.2	56.3%	30.6
14/09/2023 21:00:00	32.5	3	4	35	32.5	50.0%	27.0
14/09/2023 22:00:00	37.5	12	14	50	35.3	64.3%	32.1
14/09/2023 23:00:00	35.0	3	3	35	32.5	66.7%	30.7
15/09/2023 00:00:00	40.0	1	1	40	37.5	100.0%	37.0
15/09/2023 01:00:00	0.0	0	0	0	0.0	0.0%	0.0
15/09/2023 02:00:00	0.0	0	0	0	0.0	0.0%	0.0
15/09/2023 03:00:00	20.0	1	1	20	0.0	0.0%	17.0
15/09/2023 04:00:00	0.0	0	0	0	0.0	0.0%	0.0
15/09/2023 05:00:00	0.0	0	0	0	0.0	0.0%	0.0
15/09/2023 06:00:00	45.0	3	3	45	42.5	33.3%	32.0
15/09/2023 07:00:00	35.0	3	3	35	32.5	100.0%	32.0
15/09/2023 08:00:00	35.0	13	15	45	36.5	33.3%	28.2
15/09/2023 09:00:00	33.6	27	32	45	34.5	31.3%	28.7
15/09/2023 10:00:00	33.8	14	16	40	33.5	31.3%	28.4
15/09/2023 11:00:00	33.3	16	19	40	34.5	26.3%	27.4
15/09/2023 12:00:00	34.2	22	26	55	36.4	34.6%	28.8
15/09/2023 13:00:00	35.0	23	27	45	35.0	44.4%	28.7
15/09/2023 14:00:00	34.2	17	20	45	34.4	40.0%	28.7
15/09/2023 15:00:00	35.0	26	31	45	34.8	41.9%	28.8
15/09/2023 16:00:00	33.8	31	36	40	33.2	38.9%	28.1
15/09/2023 17:00:00	33.3	34	40	45	33.6	35.0%	28.4
15/09/2023 18:00:00	36.0	27	32	45	34.7	50.0%	30.2
15/09/2023 19:00:00	34.3	19	22	40	33.6	40.9%	28.8
15/09/2023 20:00:00	32.0	16	19	35	32.5	26.3%	24.4
15/09/2023 21:00:00	37.5	12	14	40	34.5	71.4%	31.9
15/09/2023 22:00:00	40.0	5	6	50	37.5	83.3%	34.5
15/09/2023 23:00:00	35.0	6	7	45	35.0	57.1%	30.0
16/09/2023 00:00:00	45.0	1	1	45	42.5	100.0%	42.0
16/09/2023 01:00:00	35.0	2	2	35	32.5	100.0%	32.5

16/09/2023 02:00:00	0.0	0	0	0	0.0	0.0%	0.0
16/09/2023 03:00:00	35.0	1	1	35	32.5	100.0%	32.0
16/09/2023 04:00:00	0.0	0	0	0	0.0	0.0%	0.0
16/09/2023 05:00:00	0.0	0	0	0	0.0	0.0%	0.0
16/09/2023 06:00:00	0.0	0	0	0	0.0	0.0%	0.0
16/09/2023 07:00:00	0.0	0	0	0	0.0	0.0%	0.0
16/09/2023 08:00:00	30.0	3	4	35	32.5	25.0%	23.3
16/09/2023 09:00:00	35.0	6	7	40	34.2	42.9%	29.1
16/09/2023 10:00:00	33.0	9	11	35	32.5	45.5%	27.5
16/09/2023 11:00:00	34.2	14	16	40	33.2	43.8%	29.3
16/09/2023 12:00:00	35.0	15	18	55	39.5	27.8%	29.6
16/09/2023 13:00:00	33.6	14	17	40	33.1	47.1%	28.1
16/09/2023 14:00:00	33.3	20	23	40	34.5	21.7%	24.5
16/09/2023 15:00:00	36.2	14	17	40	34.3	64.7%	31.4
16/09/2023 16:00:00	31.7	14	16	35	32.5	18.8%	24.3
16/09/2023 17:00:00	36.2	18	21	40	34.3	52.4%	30.8
16/09/2023 18:00:00	37.5	21	25	45	35.8	48.0%	30.6
16/09/2023 19:00:00	35.0	14	17	45	35.8	35.3%	26.5
16/09/2023 20:00:00	35.0	8	10	40	34.5	50.0%	29.0
16/09/2023 21:00:00	32.5	8	9	35	32.5	22.2%	24.8
16/09/2023 22:00:00	40.0	5	6	50	40.0	66.7%	35.3
16/09/2023 23:00:00	35.0	1	1	35	32.5	100.0%	32.0
17/09/2023 00:00:00	37.5	6	7	40	34.5	71.4%	32.3
17/09/2023 01:00:00	35.0	1	1	35	32.5	100.0%	32.0
17/09/2023 02:00:00	40.0	2	2	40	35.0	100.0%	34.5
17/09/2023 03:00:00	0.0	0	0	0	0.0	0.0%	0.0
17/09/2023 04:00:00	0.0	0	0	0	0.0	0.0%	0.0
17/09/2023 05:00:00	0.0	0	0	0	0.0	0.0%	0.0
17/09/2023 06:00:00	20.0	1	1	20	0.0	0.0%	17.0
17/09/2023 07:00:00	45.0	2	2	45	37.5	100.0%	37.0
17/09/2023 08:00:00	25.0	2	2	25	0.0	0.0%	19.5
17/09/2023 09:00:00	40.0	3	3	40	35.8	100.0%	35.3
17/09/2023 10:00:00	37.5	14	16	45	34.7	56.3%	29.9
17/09/2023 11:00:00	31.7	12	14	35	32.5	21.4%	22.9
17/09/2023 12:00:00	33.3	22	26	45	35.8	23.1%	20.7
17/09/2023 13:00:00	31.2	16	19	35	32.5	21.1%	26.2
17/09/2023 14:00:00	37.5	7	8	40	37.5	25.0%	28.9
17/09/2023 15:00:00	34.0	34	40	45	34.3	35.0%	27.0
17/09/2023 16:00:00	35.0	20	23	45	34.6	52.2%	29.0
17/09/2023 17:00:00	35.0	10	12	45	34.6	58.3%	29.6
17/09/2023 18:00:00	31.7	9	11	35	32.5	27.3%	25.7
17/09/2023 19:00:00	37.5	11	13	45	36.5	38.5%	28.2
17/09/2023 20:00:00	34.0	9	11	40	33.3	54.5%	28.0
17/09/2023 21:00:00	35.0	5	6	40	33.8	66.7%	27.8
17/09/2023 22:00:00	35.0	4	5	45	35.0	80.0%	33.0
17/09/2023 23:00:00	35.0	2	2	35	32.5	50.0%	29.5
18/09/2023 00:00:00	45.0	1	1	45	42.5	100.0%	42.0



18/09/2023 01:00:00	0.0	0	0	0	0.0	0.0%	0.0
18/09/2023 02:00:00	9.2	17	20	10	0.0	0.0%	7.4
18/09/2023 03:00:00	35.0	2	2	35	32.5	50.0%	24.5
18/09/2023 04:00:00	0.0	0	0	0	0.0	0.0%	0.0
18/09/2023 05:00:00	0.0	0	0	0	0.0	0.0%	0.0
18/09/2023 06:00:00	40.0	2	2	40	37.5	50.0%	32.0
18/09/2023 07:00:00	35.0	4	5	40	35.0	40.0%	30.2
18/09/2023 08:00:00	37.5	19	22	65	36.1	63.6%	31.9
18/09/2023 09:00:00	37.5	26	30	50	36.0	43.3%	28.1
18/09/2023 10:00:00	34.2	19	22	50	35.0	36.4%	27.4
18/09/2023 11:00:00	31.7	14	17	40	33.8	23.5%	27.1
18/09/2023 12:00:00	34.0	14	17	40	33.9	41.2%	29.0
18/09/2023 13:00:00	33.9	23	27	45	33.9	40.7%	27.7
18/09/2023 14:00:00	37.5	21	25	50	35.7	56.0%	31.9
18/09/2023 15:00:00	34.2	20	24	55	35.8	37.5%	28.2
18/09/2023 16:00:00	34.6	38	45	45	34.4	40.0%	29.0
18/09/2023 17:00:00	32.9	22	26	40	33.1	30.8%	27.7
18/09/2023 18:00:00	35.0	22	26	50	35.2	42.3%	29.0
18/09/2023 19:00:00	33.6	19	22	40	33.1	36.4%	28.5
18/09/2023 20:00:00	35.0	12	14	40	34.2	42.9%	26.7
18/09/2023 21:00:00	40.0	1	1	40	37.5	100.0%	37.0
18/09/2023 22:00:00	37.5	6	7	40	35.8	42.9%	27.7
18/09/2023 23:00:00	42.5	4	5	45	37.5	80.0%	35.0
19/09/2023 00:00:00	40.0	1	1	40	37.5	100.0%	37.0
19/09/2023 01:00:00	0.0	0	0	0	0.0	0.0%	0.0
19/09/2023 02:00:00	0.0	0	0	0	0.0	0.0%	0.0
19/09/2023 03:00:00	0.0	0	0	0	0.0	0.0%	0.0
19/09/2023 04:00:00	0.0	0	0	0	0.0	0.0%	0.0
19/09/2023 05:00:00	0.0	0	0	0	0.0	0.0%	0.0
19/09/2023 06:00:00	10.0	1	1	10	0.0	0.0%	7.0
19/09/2023 07:00:00	30.0	1	1	30	0.0	0.0%	27.0
19/09/2023 08:00:00	35.0	8	10	45	35.0	60.0%	30.0
19/09/2023 09:00:00	34.3	26	31	45	33.7	54.8%	29.2
19/09/2023 10:00:00	37.5	11	13	45	36.5	38.5%	27.5
19/09/2023 11:00:00	32.5	25	29	40	34.2	20.7%	25.2
19/09/2023 12:00:00	36.2	22	26	50	36.0	38.5%	27.9
19/09/2023 13:00:00	33.3	33	39	40	33.8	30.8%	25.8
19/09/2023 14:00:00	34.4	20	24	50	34.6	50.0%	28.8
19/09/2023 15:00:00	35.0	20	24	45	34.8	45.8%	29.1
19/09/2023 16:00:00	34.3	36	42	45	33.9	42.9%	28.3
19/09/2023 17:00:00	35.8	45	53	45	34.6	52.8%	29.8
19/09/2023 18:00:00	39.6	52	61	50	36.7	62.3%	32.2
19/09/2023 19:00:00	34.2	17	20	50	35.0	40.0%	27.9
19/09/2023 20:00:00	33.3	17	20	40	33.2	35.0%	26.6
19/09/2023 21:00:00	40.0	6	7	50	36.8	100.0%	36.3
19/09/2023 22:00:00	33.3	3	4	35	32.5	75.0%	29.5
19/09/2023 23:00:00	37.5	3	4	40	35.8	75.0%	33.3

20/09/2023 00:00:00	20.0	1	1	20	0.0	0.0%	17.0
20/09/2023 01:00:00	15.0	1	1	15	0.0	0.0%	12.0
20/09/2023 02:00:00	0.0	0	0	0	0.0	0.0%	0.0
20/09/2023 03:00:00	40.0	1	1	40	37.5	100.0%	37.0
20/09/2023 04:00:00	0.0	0	0	0	0.0	0.0%	0.0
20/09/2023 05:00:00	0.0	0	0	0	0.0	0.0%	0.0
20/09/2023 06:00:00	0.0	0	0	0	0.0	0.0%	0.0
20/09/2023 07:00:00	42.5	6	7	45	40.8	42.9%	31.4
20/09/2023 08:00:00	35.8	32	38	45	34.7	47.4%	29.9
20/09/2023 09:00:00	38.1	43	51	50	36.3	56.9%	31.5
20/09/2023 10:00:00	33.8	19	22	45	35.8	27.3%	29.3
20/09/2023 11:00:00	37.5	28	33	45	35.1	57.6%	30.8
20/09/2023 12:00:00	32.7	42	50	40	33.6	28.0%	25.5
20/09/2023 13:00:00	33.6	20	24	40	33.6	37.5%	24.8
20/09/2023 14:00:00	34.1	29	34	45	33.9	41.2%	28.2
20/09/2023 15:00:00	40.0	18	21	45	37.0	52.4%	29.9
20/09/2023 16:00:00	34.3	42	50	45	34.5	40.0%	28.8
20/09/2023 17:00:00	37.9	71	84	55	36.6	45.2%	29.6
20/09/2023 18:00:00	34.4	48	57	45	34.6	42.1%	27.5
20/09/2023 19:00:00	34.3	24	28	45	34.5	35.7%	22.6
20/09/2023 20:00:00	32.5	13	15	45	35.8	20.0%	25.1
20/09/2023 21:00:00	38.3	10	12	50	36.8	58.3%	32.7
20/09/2023 22:00:00	45.0	1	1	45	42.5	100.0%	42.0
20/09/2023 23:00:00	35.0	11	13	40	34.5	38.5%	27.1
21/09/2023 00:00:00	30.0	5	6	40	37.5	16.7%	18.8
21/09/2023 01:00:00	0.0	0	0	0	0.0	0.0%	0.0
21/09/2023 02:00:00	0.0	0	0	0	0.0	0.0%	0.0
21/09/2023 03:00:00	0.0	0	0	0	0.0	0.0%	0.0
21/09/2023 04:00:00	0.0	0	0	0	0.0	0.0%	0.0
21/09/2023 05:00:00	0.0	0	0	0	0.0	0.0%	0.0
21/09/2023 06:00:00	30.0	1	1	30	0.0	0.0%	27.0
21/09/2023 07:00:00	20.0	1	1	20	0.0	0.0%	17.0
21/09/2023 08:00:00	30.0	8	9	45	42.5	11.1%	27.8
21/09/2023 09:00:00	37.0	21	25	45	35.4	48.0%	30.4
21/09/2023 10:00:00	37.1	23	27	40	35.0	51.9%	29.4
21/09/2023 11:00:00	33.8	18	21	40	33.1	42.9%	27.5
21/09/2023 12:00:00	33.8	18	21	40	34.2	28.6%	26.4
21/09/2023 13:00:00	38.0	21	25	50	36.7	48.0%	30.7
21/09/2023 14:00:00	35.0	22	26	45	34.3	53.8%	29.9
21/09/2023 15:00:00	33.0	27	32	45	33.4	34.4%	27.0
21/09/2023 16:00:00	31.4	38	45	40	33.6	20.0%	26.0
21/09/2023 17:00:00	33.6	54	64	45	33.8	35.9%	28.3
21/09/2023 18:00:00	34.4	27	32	40	34.2	37.5%	27.2
21/09/2023 19:00:00	30.8	31	36	35	32.5	16.7%	25.2
21/09/2023 20:00:00	35.0	19	22	50	36.0	45.5%	28.5
21/09/2023 21:00:00	35.0	8	10	40	34.2	60.0%	30.6
21/09/2023 22:00:00	30.0	4	5	35	32.5	20.0%	26.2

21/09/2023 23:00:00	40.0	7	8	45	36.1	87.5%	34.8
22/09/2023 00:00:00	35.0	3	3	35	32.5	33.3%	29.0
22/09/2023 01:00:00	0.0	0	0	0	0.0	0.0%	0.0
22/09/2023 02:00:00	0.0	0	0	0	0.0	0.0%	0.0
22/09/2023 03:00:00	15.0	2	2	15	0.0	0.0%	9.5
22/09/2023 04:00:00	0.0	0	0	0	0.0	0.0%	0.0
22/09/2023 05:00:00	0.0	0	0	0	0.0	0.0%	0.0
22/09/2023 06:00:00	0.0	0	0	0	0.0	0.0%	0.0
22/09/2023 07:00:00	10.0	1	1	10	0.0	0.0%	7.0
22/09/2023 08:00:00	32.5	17	20	40	33.5	25.0%	26.4
22/09/2023 09:00:00	34.0	21	25	40	34.4	32.0%	27.0
22/09/2023 10:00:00	31.2	17	20	35	32.5	20.0%	24.8
22/09/2023 11:00:00	34.0	24	28	40	33.3	42.9%	28.7
22/09/2023 12:00:00	31.2	20	24	40	33.5	20.8%	27.1
22/09/2023 13:00:00	35.0	36	42	55	36.2	35.7%	27.6
22/09/2023 14:00:00	35.0	17	20	50	35.5	50.0%	29.6
22/09/2023 15:00:00	36.2	18	21	40	35.0	38.1%	28.9
22/09/2023 16:00:00	34.4	31	36	50	34.8	36.1%	27.6
22/09/2023 17:00:00	35.0	42	49	45	35.1	38.8%	29.0
22/09/2023 18:00:00	35.0	27	32	45	34.5	46.9%	29.2
22/09/2023 19:00:00	36.7	14	17	45	35.6	47.1%	30.1
22/09/2023 20:00:00	33.6	16	19	40	33.1	42.1%	28.7
22/09/2023 21:00:00	37.5	7	8	40	35.0	50.0%	30.8
22/09/2023 22:00:00	35.0	7	8	45	35.8	37.5%	30.3
22/09/2023 23:00:00	45.0	2	2	45	37.5	100.0%	37.0
23/09/2023 00:00:00	35.0	1	1	35	32.5	100.0%	32.0
23/09/2023 01:00:00	20.0	1	1	20	0.0	0.0%	17.0
23/09/2023 02:00:00	0.0	0	0	0	0.0	0.0%	0.0
23/09/2023 03:00:00	0.0	0	0	0	0.0	0.0%	0.0
23/09/2023 04:00:00	0.0	0	0	0	0.0	0.0%	0.0
23/09/2023 05:00:00	35.0	1	1	35	32.5	100.0%	32.0
23/09/2023 06:00:00	0.0	0	0	0	0.0	0.0%	0.0
23/09/2023 07:00:00	30.0	1	1	30	0.0	0.0%	27.0
23/09/2023 08:00:00	30.0	3	3	30	0.0	0.0%	23.7
23/09/2023 09:00:00	40.0	6	7	45	40.0	28.6%	26.3
23/09/2023 10:00:00	38.8	12	14	45	36.8	50.0%	31.1
23/09/2023 11:00:00	38.3	12	14	45	35.6	57.1%	31.8
23/09/2023 12:00:00	33.8	14	17	45	35.0	35.3%	28.4
23/09/2023 13:00:00	34.5	31	36	40	33.8	41.7%	28.8
23/09/2023 14:00:00	32.9	20	23	35	32.5	30.4%	27.2
23/09/2023 15:00:00	34.4	31	36	40	34.0	36.1%	27.9
23/09/2023 16:00:00	36.2	23	27	45	36.3	29.6%	26.9
23/09/2023 17:00:00	33.5	17	20	35	32.5	50.0%	27.7
23/09/2023 18:00:00	36.2	17	20	40	35.8	30.0%	27.9
23/09/2023 19:00:00	34.2	24	28	40	34.2	32.1%	28.1
23/09/2023 20:00:00	33.3	15	18	45	35.5	27.8%	26.8
23/09/2023 21:00:00	37.5	4	5	40	35.0	80.0%	33.2

23/09/2023 22:00:00	40.0	7	8	45	35.5	62.5%	31.4
23/09/2023 23:00:00	37.5	6	7	40	34.5	71.4%	32.0
24/09/2023 00:00:00	40.0	3	3	40	37.5	66.7%	33.7
24/09/2023 01:00:00	35.0	1	1	35	32.5	100.0%	32.0
24/09/2023 02:00:00	65.0	1	1	65	62.5	100.0%	62.0
24/09/2023 03:00:00	30.0	1	1	30	0.0	0.0%	27.0
24/09/2023 04:00:00	25.0	1	1	25	0.0	0.0%	22.0
24/09/2023 05:00:00	0.0	0	0	0	0.0	0.0%	0.0
24/09/2023 06:00:00	0.0	0	0	0	0.0	0.0%	0.0
24/09/2023 07:00:00	0.0	0	0	0	0.0	0.0%	0.0
24/09/2023 08:00:00	30.0	3	3	30	0.0	0.0%	13.7
24/09/2023 09:00:00	35.0	8	9	40	34.2	33.3%	27.0
24/09/2023 10:00:00	31.7	8	10	35	32.5	30.0%	27.3
24/09/2023 11:00:00	36.2	17	20	40	34.3	55.0%	30.0
24/09/2023 12:00:00	35.0	13	15	45	34.6	46.7%	29.7
24/09/2023 13:00:00	34.5	26	31	50	35.2	48.4%	29.3
24/09/2023 14:00:00	37.5	15	18	50	36.9	44.4%	30.4
24/09/2023 15:00:00	34.6	28	33	45	34.2	54.5%	29.3
24/09/2023 16:00:00	36.7	15	18	45	35.3	50.0%	30.5
24/09/2023 17:00:00	37.5	13	15	45	35.0	53.3%	30.9
24/09/2023 18:00:00	34.3	21	25	45	35.0	40.0%	28.8
24/09/2023 19:00:00	34.2	14	17	50	35.0	47.1%	25.6
24/09/2023 20:00:00	30.0	3	4	35	32.5	25.0%	24.5
24/09/2023 21:00:00	32.5	3	4	35	32.5	50.0%	29.8
24/09/2023 22:00:00	0.0	0	0	0	0.0	0.0%	0.0
24/09/2023 23:00:00	40.0	1	1	40	37.5	100.0%	37.0
25/09/2023 00:00:00	0.0	0	0	0	0.0	0.0%	0.0
25/09/2023 01:00:00	35.0	1	1	35	32.5	100.0%	32.0
25/09/2023 02:00:00	0.0	0	0	0	0.0	0.0%	0.0
25/09/2023 03:00:00	20.0	2	2	20	0.0	0.0%	14.5
25/09/2023 04:00:00	0.0	0	0	0	0.0	0.0%	0.0
25/09/2023 05:00:00	0.0	0	0	0	0.0	0.0%	0.0
25/09/2023 06:00:00	35.0	4	5	40	35.0	40.0%	27.2
25/09/2023 07:00:00	30.0	8	9	35	32.5	11.1%	23.3
25/09/2023 08:00:00	30.0	12	14	35	32.5	14.3%	25.4
25/09/2023 09:00:00	34.0	25	29	40	33.3	41.4%	28.0
25/09/2023 10:00:00	34.4	17	20	40	33.4	55.0%	29.1
25/09/2023 11:00:00	32.9	19	22	35	32.5	31.8%	27.5
25/09/2023 12:00:00	35.0	21	25	40	35.0	32.0%	28.3
25/09/2023 13:00:00	37.5	11	13	40	35.4	53.8%	29.7
25/09/2023 14:00:00	37.0	26	30	45	34.8	50.0%	29.8
25/09/2023 15:00:00	38.0	24	28	45	35.5	53.6%	29.6
25/09/2023 16:00:00	37.0	29	34	55	35.8	52.9%	30.1
25/09/2023 17:00:00	35.0	28	33	40	34.8	33.3%	27.6
25/09/2023 18:00:00	37.0	29	34	45	35.5	44.1%	30.2
25/09/2023 19:00:00	33.8	20	24	40	33.5	41.7%	26.3
25/09/2023 20:00:00	33.0	19	22	40	33.3	27.3%	26.7

25/09/2023 21:00:00	32.5	5	6	35	32.5	33.3%	27.8
25/09/2023 22:00:00	35.0	7	8	40	34.2	37.5%	23.5
25/09/2023 23:00:00	45.0	3	3	45	37.5	66.7%	33.7
26/09/2023 00:00:00	40.0	2	2	40	37.5	50.0%	32.0
26/09/2023 01:00:00	0.0	0	0	0	0.0	0.0%	0.0
26/09/2023 02:00:00	0.0	0	0	0	0.0	0.0%	0.0
26/09/2023 03:00:00	0.0	0	0	0	0.0	0.0%	0.0
26/09/2023 04:00:00	0.0	0	0	0	0.0	0.0%	0.0
26/09/2023 05:00:00	0.0	0	0	0	0.0	0.0%	0.0
26/09/2023 06:00:00	0.0	0	0	0	0.0	0.0%	0.0
26/09/2023 07:00:00	30.0	1	1	30	0.0	0.0%	27.0
26/09/2023 08:00:00	32.5	13	15	40	34.2	20.0%	24.8
26/09/2023 09:00:00	30.6	60	70	45	33.9	15.7%	14.8
26/09/2023 10:00:00	35.0	16	19	45	34.7	47.4%	30.1
26/09/2023 11:00:00	33.0	19	22	40	33.3	27.3%	26.1
26/09/2023 12:00:00	34.2	22	26	40	34.2	34.6%	28.0
26/09/2023 13:00:00	33.6	17	20	40	33.1	40.0%	28.0
26/09/2023 14:00:00	34.6	26	31	45	34.1	51.6%	30.6
26/09/2023 15:00:00	35.0	14	17	40	34.4	47.1%	28.2
26/09/2023 16:00:00	37.5	46	54	55	36.2	48.1%	30.2
26/09/2023 17:00:00	34.2	35	41	45	34.4	39.0%	28.9
26/09/2023 18:00:00	35.0	48	56	45	35.1	37.5%	27.7
26/09/2023 19:00:00	35.0	20	23	40	34.2	39.1%	28.6
26/09/2023 20:00:00	31.7	18	21	40	33.8	19.0%	24.0
26/09/2023 21:00:00	33.0	10	12	35	32.5	41.7%	27.6
26/09/2023 22:00:00	40.0	8	9	45	35.0	66.7%	32.2
26/09/2023 23:00:00	35.0	3	4	40	35.0	50.0%	30.8
27/09/2023 00:00:00	30.0	1	1	30	0.0	0.0%	27.0
27/09/2023 01:00:00	0.0	0	0	0	0.0	0.0%	0.0
27/09/2023 02:00:00	35.0	2	2	35	32.5	50.0%	29.5
27/09/2023 03:00:00	25.0	2	2	25	0.0	0.0%	17.0
27/09/2023 04:00:00	0.0	0	0	0	0.0	0.0%	0.0
27/09/2023 05:00:00	0.0	0	0	0	0.0	0.0%	0.0
27/09/2023 06:00:00	30.0	2	2	30	0.0	0.0%	27.0
27/09/2023 07:00:00	35.0	1	1	35	32.5	100.0%	32.0
27/09/2023 08:00:00	34.0	17	20	45	34.6	35.0%	27.4
27/09/2023 09:00:00	34.4	22	26	45	34.3	42.3%	28.7
27/09/2023 10:00:00	33.3	15	18	45	35.5	27.8%	28.3
27/09/2023 11:00:00	30.0	9	11	35	32.5	18.2%	26.6
27/09/2023 12:00:00	34.0	15	18	45	34.6	38.9%	27.1
27/09/2023 13:00:00	34.4	26	30	40	33.8	40.0%	26.4
27/09/2023 14:00:00	33.3	14	16	55	37.5	25.0%	28.4
27/09/2023 15:00:00	35.8	26	31	40	34.5	48.4%	30.0
27/09/2023 16:00:00	34.6	45	53	45	34.9	35.8%	28.8
27/09/2023 17:00:00	33.8	35	41	40	33.5	36.6%	28.0
27/09/2023 18:00:00	34.3	33	39	45	34.1	48.7%	29.9
27/09/2023 19:00:00	38.3	16	19	45	36.9	42.1%	29.7

27/09/2023 20:00:00	36.7	13	15	40	34.2	60.0%	30.7
27/09/2023 21:00:00	35.0	10	12	45	35.0	50.0%	29.8
27/09/2023 22:00:00	35.0	7	8	40	33.5	62.5%	30.8
27/09/2023 23:00:00	37.5	4	5	40	35.0	80.0%	33.2
28/09/2023 00:00:00	33.3	5	6	35	32.5	50.0%	28.8
28/09/2023 01:00:00	0.0	0	0	0	0.0	0.0%	0.0
28/09/2023 02:00:00	45.0	1	1	45	42.5	100.0%	42.0
28/09/2023 03:00:00	0.0	0	0	0	0.0	0.0%	0.0
28/09/2023 04:00:00	0.0	0	0	0	0.0	0.0%	0.0
28/09/2023 05:00:00	0.0	0	0	0	0.0	0.0%	0.0
28/09/2023 06:00:00	0.0	0	0	0	0.0	0.0%	0.0
28/09/2023 07:00:00	35.0	2	2	35	32.5	50.0%	29.5
28/09/2023 08:00:00	32.5	12	14	40	34.2	21.4%	25.8
28/09/2023 09:00:00	38.8	14	16	45	37.5	37.5%	30.0
28/09/2023 10:00:00	33.8	14	17	40	33.1	52.9%	29.8
28/09/2023 11:00:00	33.6	26	31	40	33.3	41.9%	27.5
28/09/2023 12:00:00	35.0	14	17	45	35.4	41.2%	29.5
28/09/2023 13:00:00	37.5	18	21	45	35.8	42.9%	29.5
28/09/2023 14:00:00	35.0	20	23	45	34.5	43.5%	29.0
28/09/2023 15:00:00	37.5	20	24	45	36.5	41.7%	28.8
28/09/2023 16:00:00	34.3	34	40	40	33.6	45.0%	29.1
28/09/2023 17:00:00	35.0	31	36	40	34.2	41.7%	28.6
28/09/2023 18:00:00	36.0	30	35	45	35.2	37.1%	29.2
28/09/2023 19:00:00	32.9	31	37	45	35.0	27.0%	25.7
28/09/2023 20:00:00	34.2	15	18	40	33.8	44.4%	28.1
28/09/2023 21:00:00	40.0	4	5	45	37.5	60.0%	33.2
28/09/2023 22:00:00	35.0	3	3	35	32.5	33.3%	27.0
28/09/2023 23:00:00	38.8	9	11	45	36.8	63.6%	32.6
29/09/2023 00:00:00	35.0	2	2	35	32.5	50.0%	29.5
29/09/2023 01:00:00	40.0	3	4	45	37.5	75.0%	33.3
29/09/2023 02:00:00	25.0	1	1	25	0.0	0.0%	22.0
29/09/2023 03:00:00	25.0	1	1	25	0.0	0.0%	22.0
29/09/2023 04:00:00	0.0	0	0	0	0.0	0.0%	0.0
29/09/2023 05:00:00	0.0	0	0	0	0.0	0.0%	0.0
29/09/2023 06:00:00	0.0	0	0	0	0.0	0.0%	0.0

Day/Time Ending	85th pctl (MPH)	85th pctl cnts	Total Cnts	Max Speed	Avg Speeder	% Speeders	Avg Speed
05/09/2023 00:00:00	34.7	249	293	50	34.5	42.7%	28.4
06/09/2023 00:00:00	34.8	269	317	45	34.5	41.0%	28.0
07/09/2023 00:00:00	33.8	294	346	50	34.0	35.3%	27.8
08/09/2023 00:00:00	35.8	281	331	55	34.8	46.8%	29.0
09/09/2023 00:00:00	34.6	323	380	50	34.4	39.7%	28.1
10/09/2023 00:00:00	33.1	229	269	55	34.4	26.0%	26.1
11/09/2023 00:00:00	33.9	171	201	45	33.6	40.3%	27.7
12/09/2023 00:00:00	34.4	284	334	50	34.2	42.2%	28.1
13/09/2023 00:00:00	33.4	348	410	50	34.3	30.0%	24.0
14/09/2023 00:00:00	34.5	276	325	65	34.6	37.5%	27.7
15/09/2023 00:00:00	34.6	320	376	50	34.9	40.7%	28.8
16/09/2023 00:00:00	34.4	314	370	55	34.6	40.3%	28.8
17/09/2023 00:00:00	34.9	194	228	55	34.7	42.5%	28.5
18/09/2023 00:00:00	34.6	185	218	45	34.6	40.8%	27.0
19/09/2023 00:00:00	34.7	306	360	65	35.0	40.0%	27.7
20/09/2023 00:00:00	35.6	348	410	50	35.0	46.6%	28.8
21/09/2023 00:00:00	36.0	466	548	55	35.4	42.5%	28.3
22/09/2023 00:00:00	34.4	351	413	50	34.5	37.3%	28.0
23/09/2023 00:00:00	34.4	319	375	55	34.7	37.3%	28.1
24/09/2023 00:00:00	35.0	246	289	45	34.7	39.1%	28.4
25/09/2023 00:00:00	34.9	193	227	65	35.0	46.7%	29.0
26/09/2023 00:00:00	34.8	309	364	55	34.6	40.9%	28.3
27/09/2023 00:00:00	34.3	376	442	55	34.5	36.0%	26.2
28/09/2023 00:00:00	34.5	319	375	55	34.5	40.8%	28.7
29/09/2023 00:00:00	35.1	300	353	45	34.8	41.1%	28.7
29/09/2023 05:59:59	40.0	5	6	45	37.5	50.0%	29.5

Incoming Weekly Counts  
Tivetshall

from Mon-Sep-04-2023-08-00-AM to Fri-Sep-29-2023-05-59-AM

	04/09/2023	to	10/09/2023							
	Monday	Tuesday	Wednesday	Thursday	Friday	Saturday	Sunday	Week	Weekend	Week Day 85%
Hour	04/09/2023	05/09/2023	06/09/2023	07/09/2023	08/09/2023	09/09/2023	10/09/2023	Day Avg	Avg	Avg Speed
0 - 1	*	1	0	1	0	1	4	0.5	2.5	35
1 - 2	*	2	0	0	0	0	0	0.5	0	40
2 - 3	*	0	1	0	0	1	0	0.25	0.5	35
3 - 4	*	0	0	0	0	0	0	0	0	0
4 - 5	*	0	0	0	0	0	0	0	0	0
5 - 6	*	1	0	0	0	2	0	0.25	1	40
6 - 7	*	1	6	1	3	1	0	2.75	0.5	33.75
7 - 8	*	7	13	11	13	6	2	11	4	33.55
8 - 9	3	18	24	27	28	7	1	20	4	35.4
9 - 10	23	18	25	15	27	11	10	21.6	10.5	34.9
10 - 11	26	22	30	25	22	15	18	25	16.5	34.76
11 - 12	21	10	24	21	23	24	25	19.8	24.5	34.76
12 - 13	31	21	25	18	20	26	12	23	19	33.6
13 - 14	24	32	15	21	29	26	14	24.2	20	35.96
14 - 15	13	21	25	24	23	30	13	21.2	21.5	35.1
15 - 16	31	25	30	43	50	15	21	35.8	18	33.74
16 - 17	25	34	41	38	41	23	23	35.8	23	35.12
17 - 18	32	43	37	21	34	26	17	33.4	21.5	36.2
18 - 19	26	25	22	24	23	10	19	24	14.5	34.3
19 - 20	17	17	15	17	22	15	7	17.6	11	33.9
20 - 21	8	10	9	7	13	6	9	9.4	7.5	34.16
21 - 22	9	4	3	9	6	9	5	6.2	7	37.5
22 - 23	1	5	1	8	3	13	1	3.6	7	35.66
23 - 24	3	0	0	0	0	2	0	0.6	1	35
Totals	293	317	346	331	380	269	201			
% of Total	13.71%	14.83%	16.19%	15.49%	17.78%	12.59%	9.41%			



Incoming Weekly Counts  
Tivetshall

from Mon-Sep-04-2023-08-00-AM to Fri-Sep-29-2023-05-59-AM

	11/09/2023	to	17/09/2023							
	Monday	Tuesday	Wednesday	Thursday	Friday	Saturday	Sunday	Week	Weekend	Week Day 85%
Hour	11/09/2023	12/09/2023	13/09/2023	14/09/2023	15/09/2023	16/09/2023	17/09/2023	Day Avg	Avg	Avg Speed
0 - 1	0	0	1	1	0	2	1	0.4	1.5	35
1 - 2	0	0	0	0	0	0	2	0	1	0
2 - 3	2	0	1	0	1	1	0	0.8	0.5	21.67
3 - 4	0	0	0	0	0	0	0	0	0	0
4 - 5	1	0	0	0	0	0	0	0.2	0	25
5 - 6	3	1	1	1	3	0	1	1.8	0.5	35
6 - 7	2	0	2	0	3	0	2	1.4	1	38.33
7 - 8	17	11	12	17	15	4	2	14.4	3	33.5
8 - 9	29	28	21	24	32	7	3	26.8	5	35.68
9 - 10	19	18	29	22	16	11	16	20.8	13.5	35.54
10 - 11	17	14	11	23	19	16	14	16.8	15	33.86
11 - 12	25	20	15	25	26	18	26	22.2	22	34.5
12 - 13	16	26	27	26	27	17	19	24.4	18	34.48
13 - 14	19	30	19	22	20	23	8	22	15.5	34.16
14 - 15	21	33	24	34	31	17	40	28.6	28.5	34.06
15 - 16	40	37	33	36	36	16	23	36.4	19.5	34.66
16 - 17	35	45	30	31	40	21	12	36.2	16.5	33.72
17 - 18	32	33	41	33	32	25	11	34.2	18	33.92
18 - 19	28	82	17	43	22	17	13	38.4	15	32.6
19 - 20	16	9	18	16	19	10	11	15.6	10.5	33.02
20 - 21	8	11	11	4	14	9	6	9.6	7.5	35.84
21 - 22	3	7	8	14	6	6	5	7.6	5.5	38.5
22 - 23	0	4	4	3	7	1	2	3.6	1.5	33.75
23 - 24	1	1	0	1	1	7	1	0.8	4	35
Totals	334	410	325	376	370	228	218			
% of Total	14.77%	18.13%	14.37%	16.63%	16.36%	10.08%	9.64%			

Incoming Weekly Counts  
Tivetshall

from Mon-Sep-04-2023-08-00-AM to Fri-Sep-29-2023-05-59-AM

	18/09/2023	to	24/09/2023							
	Monday	Tuesday	Wednesday	Thursday	Friday	Saturday	Sunday	Week	Weekend	Week Day 85%
Hour	18/09/2023	19/09/2023	20/09/2023	21/09/2023	22/09/2023	23/09/2023	24/09/2023	Day Avg	Avg	Avg Speed
0 - 1	0	0	1	0	0	1	1	0.2	1	15
1 - 2	20	0	0	0	0	0	1	4	0.5	9.2
2 - 3	2	0	1	0	2	0	1	1	0.5	30
3 - 4	0	0	0	0	0	0	1	0	0.5	0
4 - 5	0	0	0	0	0	1	0	0	0.5	0
5 - 6	2	1	0	1	0	0	0	0.8	0	26.67
6 - 7	5	1	7	1	1	1	0	3	0.5	27.5
7 - 8	22	10	38	9	20	3	3	19.8	3	34.16
8 - 9	30	31	51	25	25	7	9	32.4	8	36.18
9 - 10	22	13	22	27	20	14	10	20.8	12	34.76
10 - 11	17	29	33	21	28	14	20	25.6	17	33.9
11 - 12	17	26	50	21	24	17	15	27.6	16	33.58
12 - 13	27	39	24	25	42	36	31	31.4	33.5	34.76
13 - 14	25	24	34	26	20	23	18	25.8	20.5	35.2
14 - 15	24	24	21	32	21	36	33	24.4	34.5	35.68
15 - 16	45	42	50	45	36	27	18	43.6	22.5	33.8
16 - 17	26	53	84	64	49	20	15	55.2	17.5	35.04
17 - 18	26	61	57	32	32	20	25	41.6	22.5	35.68
18 - 19	22	20	28	36	17	28	17	24.6	22.5	33.92
19 - 20	14	20	15	22	19	18	4	18	11	33.88
20 - 21	1	7	12	10	8	5	4	7.6	4.5	38.16
21 - 22	7	4	1	5	8	8	0	5	4	36.16
22 - 23	5	4	13	8	2	7	1	6.4	4	40
23 - 24	1	1	6	3	1	3	0	2.4	1.5	32
Totals	360	410	548	413	375	289	227			
% of Total	13.73%	15.64%	20.9%	15.75%	14.3%	11.02%	8.66%			

Incoming Weekly Counts  
Tivetshall

from Mon-Sep-04-2023-08-00-AM to Fri-Sep-29-2023-05-59-AM

	25/09/2023	to	01/10/2023							
	Monday	Tuesday	Wednesday	Thursday	Friday	Saturday	Sunday	Week	Weekend	Week Day 85%
Hour	25/09/2023	26/09/2023	27/09/2023	28/09/2023	29/09/2023	30/09/2023	01/10/2023	Day Avg	Avg	Avg Speed
0 - 1	1	0	0	0	4	*	*	1	0	37.5
1 - 2	0	0	2	1	1	*	*	0.8	0	35
2 - 3	2	0	2	0	1	*	*	1	0	23.33
3 - 4	0	0	0	0	0	*	*	0	0	0
4 - 5	0	0	0	0	0	*	*	0	0	0
5 - 6	5	0	2	0	0	*	*	1.4	0	32.5
6 - 7	9	1	1	2	*	*	*	3.25	0	32.5
7 - 8	14	15	20	14	*	*	*	15.75	0	32.25
8 - 9	29	70	26	16	*	*	*	35.25	0	34.45
9 - 10	20	19	18	17	*	*	*	18.5	0	34.12
10 - 11	22	22	11	31	*	*	*	21.5	0	32.38
11 - 12	25	26	18	17	*	*	*	21.5	0	34.55
12 - 13	13	20	30	21	*	*	*	21	0	35.75
13 - 14	30	31	16	23	*	*	*	25	0	34.97
14 - 15	28	17	31	24	*	*	*	25	0	36.58
15 - 16	34	54	53	40	*	*	*	45.25	0	35.85
16 - 17	33	41	41	36	*	*	*	37.75	0	34.5
17 - 18	34	56	39	35	*	*	*	41	0	35.58
18 - 19	24	23	19	37	*	*	*	25.75	0	35
19 - 20	22	21	15	18	*	*	*	19	0	33.9
20 - 21	6	12	12	5	*	*	*	8.75	0	35.12
21 - 22	8	9	8	3	*	*	*	7	0	36.25
22 - 23	3	4	5	11	*	*	*	5.75	0	39.08
23 - 24	2	1	6	2	*	*	*	2.75	0	34.58
Totals	364	442	375	353	6	0	0			
% of Total	23.64%	28.7%	24.35%	22.92%	0.39%	0%	0%			

Incoming Monthly Counts  
Tivetshall

from Mon-Sep-04-2023-08-00-AM to Fri-Sep-29-2023-05-59-AM

Hour	Sep 2023							Week Day Avg	Weekend Avg	Week Day 85% Avg Speed
	Monday	Tuesday	Wednesday	Thursday	Friday	Saturday	Sunday			
0 - 1	1	1	2	2	4	4	6	2	5	36
1 - 2	20	2	2	1	1	0	3	5.2	1.5	30.84
2 - 3	6	0	5	0	4	2	1	3	1.5	25
3 - 4	0	0	0	0	0	0	1	0	0.5	0
4 - 5	1	0	0	0	0	1	0	0.2	0.5	25
5 - 6	10	3	3	2	3	2	1	4.2	1.5	36
6 - 7	16	3	16	4	7	2	2	9.2	2	34.8
7 - 8	53	43	83	51	48	13	7	55.6	10	34.18
8 - 9	91	147	122	92	85	21	13	107.4	17	35.34
9 - 10	84	68	94	81	63	36	36	78	36	34.72
10 - 11	82	87	85	100	69	45	52	84.6	48.5	34.02
11 - 12	88	82	107	84	73	59	66	86.8	62.5	34.46
12 - 13	87	106	106	90	89	79	62	95.6	70.5	34.62
13 - 14	98	117	84	92	69	72	40	92	56	34.88
14 - 15	86	95	101	114	75	83	86	94.2	84.5	35.14
15 - 16	150	158	166	164	122	58	62	152	60	34.42
16 - 17	119	173	196	169	130	64	50	157.4	57	34.52
17 - 18	124	193	174	121	98	71	53	142	62	35.68
18 - 19	100	150	86	140	62	55	49	107.6	52	33.72
19 - 20	69	67	63	73	60	43	22	66.4	32.5	33.76
20 - 21	23	40	44	26	35	20	19	33.6	19.5	36.5
21 - 22	27	24	20	31	20	23	10	24.4	16.5	36.82
22 - 23	9	17	23	30	12	21	4	18.2	12.5	38.46
23 - 24	7	3	12	6	2	12	1	6	6.5	37.16
Totals	1351	1579	1594	1473	1131	786	646			
% of Total	15.78%	18.45%	18.62%	17.21%	13.21%	9.18%	7.55%			

Incoming Weekly Speeds  
Tivetshall

from Mon-Sep-04-2023-08-00-AM to Fri-Sep-29-2023-05-59-AM

	04/09/2023	to	10/09/2023							
	Monday	Tuesday	Wednesday	Thursday	Friday	Saturday	Sunday	Week	Weekend	Week Day 85%
Hour	04/09/2023	05/09/2023	06/09/2023	07/09/2023	08/09/2023	09/09/2023	10/09/2023	Day Avg	Avg	Avg Speed
0 - 1	*	32	0	32	0	22	26	32	25.2	35
1 - 2	*	34.5	0	0	0	0	0	34.5	0	40
2 - 3	*	0	32	0	0	27	0	32	27	35
3 - 4	*	0	0	0	0	0	0	0	0	0
4 - 5	*	0	0	0	0	0	0	0	0	0
5 - 6	*	37	0	0	0	24.5	0	37	24.5	40
6 - 7	*	32	25.33	27	27	37	0	26.55	37	33.75
7 - 8	*	27.86	26.85	25.27	25.92	25.33	34.5	26.34	27.63	33.55
8 - 9	29	29	29.29	27.22	29.54	27.86	32	28.74	28.38	35.4
9 - 10	30.09	26.61	28.96	29.2	27.59	25.64	29.1	28.5	27.29	34.9
10 - 11	28.15	28.09	28.57	29.04	29.55	30.87	27.56	28.66	29.06	34.76
11 - 12	29.57	24	26.54	30.29	28.04	25.33	27	28.07	26.18	34.76
12 - 13	24.32	23.57	28.56	25.28	27.35	25.69	28.33	25.78	26.53	33.6
13 - 14	27.88	28.78	30.53	31	27.72	27.85	28.86	28.95	28.2	35.96
14 - 15	28.31	29.81	28.64	31.08	28.09	25.37	25.85	29.26	25.51	35.1
15 - 16	29.32	26.52	27.13	26.81	26.84	24.07	24.57	27.27	24.36	33.74
16 - 17	28.8	29.06	26	31.61	28.22	27.96	26.96	28.67	27.46	35.12
17 - 18	29.38	29.37	27.65	32.67	30.38	22.58	28.06	29.61	24.74	36.2
18 - 19	27.35	25.04	28.55	28.25	27	23.1	29.58	27.2	27.34	34.3
19 - 20	27.65	29.18	25.87	26.71	30.82	24.47	27.29	28.25	25.36	33.9
20 - 21	28.25	29.2	27	30	25.31	24.5	28.89	27.66	27.13	34.16
21 - 22	32	32	28.67	28.11	29.5	28.22	31	30.06	29.21	37.5
22 - 23	32	29	32	28.38	22.33	29.85	32	27.94	30	35.66
23 - 24	30.33	0	0	0	0	27	0	30.33	27	35
Totals	28.4	28	27.8	29	28.1	26.1	27.7			
% of Total	14.56%	14.35%	14.25%	14.86%	14.4%	13.38%	14.2%			

Incoming Weekly Speeds  
Tivetshall

from Mon-Sep-04-2023-08-00-AM to Fri-Sep-29-2023-05-59-AM

	11/09/2023	to	17/09/2023							
	Monday	Tuesday	Wednesday	Thursday	Friday	Saturday	Sunday	Week	Weekend	Week Day 85%
Hour	11/09/2023	12/09/2023	13/09/2023	14/09/2023	15/09/2023	16/09/2023	17/09/2023	Day Avg	Avg	Avg Speed
0 - 1	0	0	17	47	0	32.5	32	32	32.33	35
1 - 2	0	0	0	0	0	0	34.5	0	34.5	0
2 - 3	9.5	0	27	0	17	32	0	15.75	32	21.67
3 - 4	0	0	0	0	0	0	0	0	0	0
4 - 5	22	0	0	0	0	0	0	22	0	25
5 - 6	32	32	27	27	32	0	17	30.89	17	35
6 - 7	32	0	34.5	0	32	0	37	32.71	37	38.33
7 - 8	23.65	27.09	27.25	27.06	28.2	23.25	19.5	26.53	22	33.5
8 - 9	28.9	30.61	26.67	31.75	28.69	29.14	35.33	29.37	31	35.68
9 - 10	26.63	29.39	25.21	31.27	28.44	27.55	29.88	27.97	28.93	35.54
10 - 11	30.18	26.79	30.27	28.09	27.42	29.31	22.86	28.43	26.3	33.86
11 - 12	27.04	30.4	28.13	27	28.85	29.61	20.73	28.21	24.36	34.5
12 - 13	30.56	25.19	26.33	28.54	28.74	28.06	26.16	27.65	27.06	34.48
13 - 14	27.63	27.37	27.16	28.82	28.7	24.48	28.88	27.91	25.61	34.16
14 - 15	28.62	19.61	27.46	28.15	28.81	31.35	26.95	26.27	28.26	34.06
15 - 16	26.9	26.76	28.88	29.08	28.14	24.31	29.04	27.91	27.1	34.66
16 - 17	28.09	28.47	29.27	29	28.42	30.76	29.58	28.61	30.33	33.72
17 - 18	28.78	25.61	28.2	27.73	30.22	30.56	25.73	28.09	29.08	33.92
18 - 19	29.89	12.37	26.47	26.47	28.82	26.47	28.15	21.21	27.2	32.6
19 - 20	27.38	24.89	27.17	30.56	24.37	29	28	26.96	28.48	33.02
20 - 21	32	27.09	30.73	27	31.86	24.78	27.83	30.13	26	35.84
21 - 22	33.67	29.86	27.12	32.14	34.5	35.33	33	31.16	34.27	38.5
22 - 23	0	33.25	28.25	30.67	30	32	29.5	30.44	30.33	33.75
23 - 24	17	32	0	37	42	32.29	42	32	33.5	35
Totals	28.1	24	27.7	28.8	28.7	28.5	27			
% of Total	14.57%	12.45%	14.37%	14.94%	14.89%	14.78%	14%			

Incoming Weekly Speeds  
Tivetshall

from Mon-Sep-04-2023-08-00-AM to Fri-Sep-29-2023-05-59-AM

	18/09/2023	to	24/09/2023							
	Monday	Tuesday	Wednesday	Thursday	Friday	Saturday	Sunday	Week	Weekend	Week Day 85%
Hour	18/09/2023	19/09/2023	20/09/2023	21/09/2023	22/09/2023	23/09/2023	24/09/2023	Day Avg	Avg	Avg Speed
0 - 1	0	0	12	0	0	17	32	12	24.5	15
1 - 2	7.45	0	0	0	0	0	62	7.45	62	9.2
2 - 3	24.5	0	37	0	9.5	0	27	21	27	30
3 - 4	0	0	0	0	0	0	22	0	22	0
4 - 5	0	0	0	0	0	32	0	0	32	0
5 - 6	32	7	0	27	0	0	0	24.5	0	26.67
6 - 7	30.2	27	31.43	17	7	27	0	28.13	27	27.5
7 - 8	31.86	30	29.89	27.78	26.35	23.67	13.67	29.43	18.67	34.16
8 - 9	28.13	29.23	31.49	30.4	27	26.29	27	29.57	26.69	36.18
9 - 10	27.36	27.54	29.32	29.37	24.8	31.07	27.3	27.83	29.5	34.76
10 - 11	27.12	25.21	30.82	27.48	28.68	31.79	30	28.04	30.74	33.9
11 - 12	29	27.92	25.46	26.43	27.08	28.35	29.67	26.79	28.97	33.58
12 - 13	27.74	25.85	24.75	30.72	27.57	28.83	29.29	27.24	29.04	34.76
13 - 14	31.88	28.83	28.21	29.88	29.65	27.22	30.44	29.6	28.63	35.2
14 - 15	28.17	29.12	29.9	27.03	28.86	27.94	29.27	28.48	28.58	35.68
15 - 16	29.02	28.29	28.78	26	27.56	26.85	30.5	27.96	28.31	33.8
16 - 17	27.69	29.83	29.64	28.28	29.02	27.7	30.87	29.07	29.06	35.04
17 - 18	28.96	32.16	27.49	27.22	29.16	27.85	28.8	29.26	28.38	35.68
18 - 19	28.55	27.85	22.64	25.22	30.06	28.11	25.59	26.33	27.16	33.92
19 - 20	26.71	26.65	25.07	28.5	28.68	26.83	24.5	27.28	26.41	33.88
20 - 21	37	36.29	32.67	30.6	30.75	33.2	29.75	32.5	31.67	38.16
21 - 22	27.71	29.5	42	26.2	30.25	31.38	0	29.08	31.38	36.16
22 - 23	35	33.25	27.08	34.75	37	32	37	31.63	32.62	40
23 - 24	37	17	18.83	29	32	33.67	0	23.83	33.67	32
Totals	27.7	28.8	28.3	28	28.1	28.4	29			
% of Total	13.97%	14.52%	14.27%	14.12%	14.17%	14.32%	14.62%			

Incoming Weekly Speeds  
Tivetshall

from Mon-Sep-04-2023-08-00-AM to Fri-Sep-29-2023-05-59-AM

	25/09/2023	to	01/10/2023							
	Monday	Tuesday	Wednesday	Thursday	Friday	Saturday	Sunday	Week	Weekend	Week Day 85%
Hour	25/09/2023	26/09/2023	27/09/2023	28/09/2023	29/09/2023	30/09/2023	01/10/2023	Day Avg	Avg	Avg Speed
0 - 1	32	0	0	0	33.25	*	*	33	*	37.5
1 - 2	0	0	29.5	42	22	*	*	30.75	*	35
2 - 3	14.5	0	17	0	22	*	*	17	*	23.33
3 - 4	0	0	0	0	0	*	*	*	*	0
4 - 5	0	0	0	0	0	*	*	*	*	0
5 - 6	27.2	0	27	0	0	*	*	27.14	*	32.5
6 - 7	23.33	27	32	29.5	*	*	*	25.23	*	32.5
7 - 8	25.43	24.8	27.4	25.79	*	*	*	25.98	*	32.25
8 - 9	28.03	14.76	28.73	30	*	*	*	21.79	*	34.45
9 - 10	29.1	30.05	28.33	29.76	*	*	*	29.31	*	34.12
10 - 11	27.45	26.09	26.64	27.55	*	*	*	27.03	*	32.38
11 - 12	28.28	27.96	27.11	29.53	*	*	*	28.19	*	34.55
12 - 13	29.69	28.05	26.37	29.52	*	*	*	28.07	*	35.75
13 - 14	29.8	30.65	28.38	28.96	*	*	*	29.64	*	34.97
14 - 15	29.64	28.18	29.97	28.83	*	*	*	29.3	*	36.58
15 - 16	30.15	30.22	28.85	29.15	*	*	*	29.57	*	35.85
16 - 17	27.64	28.85	28.05	28.58	*	*	*	28.3	*	34.5
17 - 18	30.21	27.71	29.95	29.2	*	*	*	29.08	*	35.58
18 - 19	26.33	28.57	29.74	25.7	*	*	*	27.23	*	35
19 - 20	26.73	24.05	30.73	28.06	*	*	*	27.09	*	33.9
20 - 21	27.83	27.58	29.75	33.2	*	*	*	29.17	*	35.12
21 - 22	23.5	32.22	30.75	27	*	*	*	28.75	*	36.25
22 - 23	33.67	30.75	33.2	32.64	*	*	*	32.57	*	39.08
23 - 24	32	27	28.83	29.5	*	*	*	29.36	*	34.58
Totals	28.2	26.2	28.7	28.7	29.5	0	0			
% of Total	19.96%	18.54%	20.31%	20.31%	20.88%	0%	0%			



Incoming Monthly Speeds  
Tivetshall

from Mon-Sep-04-2023-08-00-AM to Fri-Sep-29-2023-05-59-AM

	Sep 2023									
	Monday	Tuesday	Wednesday	Thursday	Friday	Saturday	Sunday	Week	Weekend	Week Day 85%
Hour								Day Avg	Avg	Avg Speed
0 - 1	32	32	14.5	39.5	33.25	26	28	30.5	27.2	36
1 - 2	7.45	34.5	29.5	42	22	0	43.67	13.12	43.67	30.84
2 - 3	16.17	0	26	0	14.5	29.5	27	19	28.67	25
3 - 4	0	0	0	0	0	0	22	0	22	0
4 - 5	22	0	0	0	0	32	0	22	32	25
5 - 6	29.6	25.33	27	27	32	24.5	17	28.71	22	36
6 - 7	26.56	28.67	29.56	25.75	26.29	32	37	27.63	34.5	34.8
7 - 8	27.53	27.09	28.43	26.45	26.81	24.31	21.29	27.41	23.25	34.18
8 - 9	28.37	22.57	29.64	29.75	28.47	27.76	29.31	27.32	28.35	35.34
9 - 10	28.36	28.49	27.77	29.94	26.92	28.33	28.94	28.33	28.64	34.72
10 - 11	28.17	26.41	29.41	28.03	28.61	30.6	27.23	28.1	28.79	34.02
11 - 12	28.38	28.06	26.36	28.19	28.01	27.51	25.14	27.72	26.26	34.46
12 - 13	27.33	25.65	26.51	28.72	27.88	27.63	28.15	27.14	27.86	34.62
13 - 14	29.44	28.92	28.42	29.65	28.57	26.57	29.58	29.03	27.64	34.88
14 - 15	28.78	25.8	29.03	28.6	28.6	27.71	27.67	28.16	27.69	35.14
15 - 16	28.77	28.31	28.52	27.66	27.43	25.43	27.95	28.17	26.73	34.42
16 - 17	28.03	29.09	28.49	29.22	28.58	28.8	28.76	28.73	28.78	34.52
17 - 18	29.36	29.13	28.24	28.88	29.93	26.87	27.92	29.02	27.32	35.68
18 - 19	28.08	19.03	26.48	26.25	28.48	26.69	27.82	24.87	27.22	33.72
19 - 20	27.1	26.24	27.21	28.42	28.1	26.51	27.14	27.42	26.72	33.76
20 - 21	29.83	29.38	30.23	30.38	29.17	26.8	28.74	29.77	27.74	36.5
21 - 22	28.56	31.04	29.55	29.52	31.3	31.17	32	29.9	31.42	36.82
22 - 23	34.22	31.41	28.83	31.87	29.25	30.67	32	30.9	30.88	38.46
23 - 24	29.86	25.33	23.83	30.5	37	31.75	42	27.6	32.54	37.16
Totals	28.1	26.7	28.2	28.6	28.3	27.7	27.9			
% of Total	14.37%	13.66%	14.42%	14.63%	14.48%	14.17%	14.27%			

Incoming Weekly EightyFifthSpeeds  
Tivetshall

from Mon-Sep-04-2023-08-00-AM to Fri-Sep-29-2023-05-59-AM

	04/09/2023	to	10/09/2023							
	Monday	Tuesday	Wednesday	Thursday	Friday	Saturday	Sunday	Week	Weekend	Week Day 85%
Hour	04/09/2023	05/09/2023	06/09/2023	07/09/2023	08/09/2023	09/09/2023	10/09/2023	Day Avg	Avg	Avg Speed
0 - 1	*	35	0	35	0	25	28.3	35	26.65	35
1 - 2	*	40	0	0	0	0	0	40	0	40
2 - 3	*	0	35	0	0	30	0	35	30	35
3 - 4	*	0	0	0	0	0	0	0	0	0
4 - 5	*	0	0	0	0	0	0	0	0	0
5 - 6	*	40	0	0	0	35	0	40	35	40
6 - 7	*	35	35	30	35	40	0	33.75	40	33.75
7 - 8	*	37.5	30	31.7	35	30	40	33.55	35	33.55
8 - 9	35	35	36.7	33.6	36.7	33.3	35	35.4	34.15	35.4
9 - 10	36.2	33	34	37.5	33.8	32.5	33.8	34.9	33.15	34.9
10 - 11	34.2	34.3	34.4	34.2	36.7	34.3	33	34.76	33.65	34.76
11 - 12	36.7	32.5	32.1	37.5	35	29.1	32.5	34.76	30.8	34.76
12 - 13	31.7	33.8	35	32.5	35	32	33.3	33.6	32.65	33.6
13 - 14	33.8	36	37.5	38	34.5	33.3	35	35.96	34.15	35.96
14 - 15	33.8	38.3	34.3	36.2	32.9	34.2	33.8	35.1	34	35.1
15 - 16	35.8	35	32.1	33.3	32.5	32.5	32.5	33.74	32.5	33.74
16 - 17	33.9	35	33.8	37.1	35.8	35	34.4	35.12	34.7	35.12
17 - 18	35	34.6	33.1	40	38.3	28.8	33.8	36.2	31.3	36.2
18 - 19	36.2	31.7	33.9	36.7	33	28	35	34.3	31.5	34.3
19 - 20	33	35	31.7	33.6	36.2	30	33.3	33.9	31.65	33.9
20 - 21	35	33.3	32.5	40	30	30	33.3	34.16	31.65	34.16
21 - 22	42.5	35	35	40	35	35	35	37.5	35	37.5
22 - 23	35	35	35	38.3	35	38.3	35	35.66	36.65	35.66
23 - 24	35	0	0	0	0	35	0	35	35	35
Totals	562.8	705	611.1	645.2	590.4	681.3	577			
% of Total	12.87%	16.12%	13.98%	14.75%	13.5%	15.58%	13.2%			

Incoming Weekly EightyFifthSpeeds  
Tivetshall

from Mon-Sep-04-2023-08-00-AM to Fri-Sep-29-2023-05-59-AM

	11/09/2023	to	17/09/2023							
	Monday	Tuesday	Wednesday	Thursday	Friday	Saturday	Sunday	Week	Weekend	Week Day 85%
Hour	11/09/2023	12/09/2023	13/09/2023	14/09/2023	15/09/2023	16/09/2023	17/09/2023	Day Avg	Avg	Avg Speed
0 - 1	0	0	20	50	0	35	35	35	35	35
1 - 2	0	0	0	0	0	0	40	0	40	0
2 - 3	15	0	30	0	20	35	0	21.67	35	21.67
3 - 4	0	0	0	0	0	0	0	0	0	0
4 - 5	25	0	0	0	0	0	0	25	0	25
5 - 6	35	35	30	30	45	0	20	35	20	35
6 - 7	40	0	40	0	35	0	45	38.33	45	38.33
7 - 8	31.7	33.3	32.5	35	35	30	25	33.5	27.5	33.5
8 - 9	34.5	37	33.3	40	33.6	35	40	35.68	37.5	35.68
9 - 10	34.2	36.7	33	40	33.8	33	37.5	35.54	35.25	35.54
10 - 11	35	32.5	34.2	34.3	33.3	34.2	31.7	33.86	32.95	33.86
11 - 12	33	37.5	34	33.8	34.2	35	33.3	34.5	34.15	34.5
12 - 13	35	33.1	34.3	35	35	33.6	31.2	34.48	32.4	34.48
13 - 14	33.3	35	33.3	35	34.2	33.3	37.5	34.16	35.4	34.16
14 - 15	34.3	31	36.7	33.3	35	36.2	34	34.06	35.1	34.06
15 - 16	35.7	33.3	36	34.5	33.8	31.7	35	34.66	33.35	34.66
16 - 17	34	33.7	34.4	33.2	33.3	36.2	35	33.72	35.6	33.72
17 - 18	33.8	31.7	34.5	33.6	36	37.5	31.7	33.92	34.6	33.92
18 - 19	35	26.4	34	33.3	34.3	35	37.5	32.6	36.25	32.6
19 - 20	33.6	33.3	31.2	35	32	35	34	33.02	34.5	33.02
20 - 21	40	31.7	37.5	32.5	37.5	32.5	35	35.84	33.75	35.84
21 - 22	40	35	40	37.5	40	40	35	38.5	37.5	38.5
22 - 23	0	35	30	35	35	35	35	33.75	35	33.75
23 - 24	20	35	0	40	45	37.5	45	35	41.25	35
Totals	658.1	606.2	668.9	681	701	660.7	733.4			
% of Total	13.97%	12.87%	14.2%	14.46%	14.89%	14.03%	15.57%			

Incoming Weekly EightyFifthSpeeds  
Tivetshall

from Mon-Sep-04-2023-08-00-AM to Fri-Sep-29-2023-05-59-AM

	18/09/2023	to	24/09/2023							
	Monday	Tuesday	Wednesday	Thursday	Friday	Saturday	Sunday	Week	Weekend	Week Day 85%
Hour	18/09/2023	19/09/2023	20/09/2023	21/09/2023	22/09/2023	23/09/2023	24/09/2023	Day Avg	Avg	Avg Speed
0 - 1	0	0	15	0	0	20	35	15	27.5	15
1 - 2	9.2	0	0	0	0	0	65	9.2	65	9.2
2 - 3	35	0	40	0	15	0	30	30	30	30
3 - 4	0	0	0	0	0	0	25	0	25	0
4 - 5	0	0	0	0	0	35	0	0	35	0
5 - 6	40	10	0	30	0	0	0	26.67	0	26.67
6 - 7	35	30	42.5	20	10	30	0	27.5	30	27.5
7 - 8	37.5	35	35.8	30	32.5	30	30	34.16	30	34.16
8 - 9	37.5	34.3	38.1	37	34	40	35	36.18	37.5	36.18
9 - 10	34.2	37.5	33.8	37.1	31.2	38.8	31.7	34.76	35.25	34.76
10 - 11	31.7	32.5	37.5	33.8	34	38.3	36.2	33.9	37.25	33.9
11 - 12	34	36.2	32.7	33.8	31.2	33.8	35	33.58	34.4	33.58
12 - 13	33.9	33.3	33.6	38	35	34.5	34.5	34.76	34.5	34.76
13 - 14	37.5	34.4	34.1	35	35	32.9	37.5	35.2	35.2	35.2
14 - 15	34.2	35	40	33	36.2	34.4	34.6	35.68	34.5	35.68
15 - 16	34.6	34.3	34.3	31.4	34.4	36.2	36.7	33.8	36.45	33.8
16 - 17	32.9	35.8	37.9	33.6	35	33.5	37.5	35.04	35.5	35.04
17 - 18	35	39.6	34.4	34.4	35	36.2	34.3	35.68	35.25	35.68
18 - 19	33.6	34.2	34.3	30.8	36.7	34.2	34.2	33.92	34.2	33.92
19 - 20	35	33.3	32.5	35	33.6	33.3	30	33.88	31.65	33.88
20 - 21	40	40	38.3	35	37.5	37.5	32.5	38.16	35	38.16
21 - 22	37.5	33.3	45	30	35	40	0	36.16	40	36.16
22 - 23	42.5	37.5	35	40	45	37.5	40	40	38.75	40
23 - 24	40	20	30	35	35	40	0	32	40	32
Totals	730.8	626.2	704.8	632.9	621.3	696.1	674.7			
% of Total	15.59%	13.36%	15.04%	13.5%	13.26%	14.85%	14.4%			

Incoming Weekly EightyFifthSpeeds  
Tivetshall

from Mon-Sep-04-2023-08-00-AM to Fri-Sep-29-2023-05-59-AM

	25/09/2023	to	01/10/2023							
	Monday	Tuesday	Wednesday	Thursday	Friday	Saturday	Sunday	Week	Weekend	Week Day 85%
Hour	25/09/2023	26/09/2023	27/09/2023	28/09/2023	29/09/2023	30/09/2023	01/10/2023	Day Avg	Avg	Avg Speed
0 - 1	35	0	0	0	40	*	*	37.5	0	37.5
1 - 2	0	0	35	45	25	*	*	35	0	35
2 - 3	20	0	25	0	25	*	*	23.33	0	23.33
3 - 4	0	0	0	0	0	*	*	0	0	0
4 - 5	0	0	0	0	0	*	*	0	0	0
5 - 6	35	0	30	0	0	*	*	32.5	0	32.5
6 - 7	30	30	35	35	*	*	*	32.5	0	32.5
7 - 8	30	32.5	34	32.5	*	*	*	32.25	0	32.25
8 - 9	34	30.6	34.4	38.8	*	*	*	34.45	0	34.45
9 - 10	34.4	35	33.3	33.8	*	*	*	34.12	0	34.12
10 - 11	32.9	33	30	33.6	*	*	*	32.38	0	32.38
11 - 12	35	34.2	34	35	*	*	*	34.55	0	34.55
12 - 13	37.5	33.6	34.4	37.5	*	*	*	35.75	0	35.75
13 - 14	37	34.6	33.3	35	*	*	*	34.97	0	34.97
14 - 15	38	35	35.8	37.5	*	*	*	36.58	0	36.58
15 - 16	37	37.5	34.6	34.3	*	*	*	35.85	0	35.85
16 - 17	35	34.2	33.8	35	*	*	*	34.5	0	34.5
17 - 18	37	35	34.3	36	*	*	*	35.58	0	35.58
18 - 19	33.8	35	38.3	32.9	*	*	*	35	0	35
19 - 20	33	31.7	36.7	34.2	*	*	*	33.9	0	33.9
20 - 21	32.5	33	35	40	*	*	*	35.12	0	35.12
21 - 22	35	40	35	35	*	*	*	36.25	0	36.25
22 - 23	45	35	37.5	38.8	*	*	*	39.08	0	39.08
23 - 24	40	30	33.3	35	*	*	*	34.58	0	34.58
Totals	727.1	609.9	712.7	684.9	90	0	0			
% of Total	25.74%	21.59%	25.23%	24.25%	3.19%	0%	0%			

Incoming Monthly EightyFifthSpeeds  
Tivetshall

from Mon-Sep-04-2023-08-00-AM to Fri-Sep-29-2023-05-59-AM

	Sep 2023							Week	Weekend	Week Day 85%
Hour	Monday	Tuesday	Wednesday	Thursday	Friday	Saturday	Sunday	Day Avg	Avg	Avg Speed
0 - 1	35	35	20	50	40	32.5	32.5	36	32.5	36
1 - 2	9.2	40	35	45	25	0	65	30.84	65	30.84
2 - 3	20	0	35	0	20	35	30	25	32.5	25
3 - 4	0	0	0	0	0	0	25	0	25	0
4 - 5	25	0	0	0	0	35	0	25	35	25
5 - 6	35	40	30	30	45	35	20	36	27.5	36
6 - 7	35	35	40	30	34	40	45	34.8	42.5	34.8
7 - 8	34.3	35	34.7	33.1	33.8	30	35	34.18	32.5	34.18
8 - 9	34.5	33.8	36.4	37.3	34.7	35	36.7	35.34	35.85	35.34
9 - 10	34.5	35.6	33.6	36.8	33.1	36	34.6	34.72	35.3	34.72
10 - 11	33.9	33	34.8	33.9	34.5	34.7	34	34.02	34.35	34.02
11 - 12	34.8	35.8	33.2	34.7	33.8	32.9	33.4	34.46	33.15	34.46
12 - 13	34.2	33.4	34.4	36.1	35	33.7	33.9	34.62	33.8	34.62
13 - 14	35	34.9	34	35.9	34.6	32.8	36.7	34.88	34.75	34.88
14 - 15	35	34.8	36.8	34.6	34.5	34.8	34.3	35.14	34.55	35.14
15 - 16	35.9	34.9	34.3	33.5	33.5	33.1	34.7	34.42	33.9	34.42
16 - 17	33.9	34.6	35.2	34.5	34.4	34.3	34.7	34.52	34.5	34.52
17 - 18	35	36.7	34.3	35.7	36.7	35.6	33.9	35.68	34.75	35.68
18 - 19	34.5	31.8	34.6	33.3	34.4	33.9	36	33.72	34.95	33.72
19 - 20	33.6	33.4	33.3	34.4	34.1	33.8	33.9	33.76	33.85	33.76
20 - 21	37.5	34.4	36.7	37.5	36.4	34	33.8	36.5	33.9	36.5
21 - 22	38.3	35	37.5	35	38.3	39	35	36.82	37	36.82
22 - 23	43.3	37.5	37.5	39	35	38	35	38.46	36.5	38.46
23 - 24	37.5	35	33.3	35	45	37.5	45	37.16	41.25	37.16

Summary of Violators  
Tivetshall

from Mon-Sep-04-2023-08-00-AM to Fri-Sep-29-2023-05-59-AM

Starting Hour	Count	Average Speed of all Traffic	Violator Counts	Average Speed of Violators
00:00:00	0	N/A	N/A	N/A
01:00:00	0	N/A	N/A	N/A
02:00:00	0	N/A	N/A	N/A
03:00:00	0	N/A	N/A	N/A
04:00:00	0	N/A	N/A	N/A
05:00:00	0	N/A	N/A	N/A
06:00:00	0	N/A	N/A	N/A
07:00:00	0	N/A	N/A	N/A
08:00:00	2	13.8	0	0.0
09:00:00	22	19.1	14	33.9
10:00:00	26	20.3	8	34.4
11:00:00	22	25.5	12	35.4
12:00:00	30	19.3	7	34.6
13:00:00	20	21.8	9	33.6
14:00:00	18	17.9	6	33.3
15:00:00	30	21.5	13	34.4
16:00:00	21	24.3	8	33.1
17:00:00	34	23.0	20	35.3
18:00:00	29	21.0	9	35.8
19:00:00	16	25.8	6	33.3
20:00:00	9	27.5	4	33.8
21:00:00	10	32.5	6	37.5
22:00:00	1	32.5	1	32.5
23:00:00	3	30.8	2	32.5
00:00:00	1	32.5	1	32.5
01:00:00	2	35.0	2	35.0
02:00:00	0	N/A	N/A	N/A
03:00:00	0	N/A	N/A	N/A
04:00:00	0	N/A	N/A	N/A
05:00:00	1	37.5	1	37.5
06:00:00	1	32.5	1	32.5
07:00:00	7	24.3	2	37.5
08:00:00	18	27.9	6	35.8
09:00:00	18	21.1	6	33.3
10:00:00	21	22.7	8	33.8
11:00:00	7	22.5	2	32.5
12:00:00	25	22.4	8	35.0
13:00:00	32	23.2	14	35.0
14:00:00	19	25.4	11	35.7
15:00:00	27	23.2	9	35.3
16:00:00	31	24.2	15	33.8
17:00:00	44	18.1	20	34.3
18:00:00	24	17.4	4	35.0
19:00:00	17	25.0	7	35.4
20:00:00	13	24.4	7	32.5
21:00:00	4	32.5	3	34.2
22:00:00	5	29.5	3	34.2
23:00:00	0	N/A	N/A	N/A

Summary of Violators  
Tivetshall

from Mon-Sep-04-2023-08-00-AM to Fri-Sep-29-2023-05-59-AM

00:00:00	0	N/A	N/A	N/A
01:00:00	0	N/A	N/A	N/A
02:00:00	1	32.5	1	32.5
03:00:00	0	N/A	N/A	N/A
04:00:00	0	N/A	N/A	N/A
05:00:00	0	N/A	N/A	N/A
06:00:00	3	25.8	2	35.0
07:00:00	16	21.7	3	34.2
08:00:00	18	23.5	4	37.5
09:00:00	29	22.6	16	34.4
10:00:00	30	22.3	12	33.8
11:00:00	24	21.4	7	32.5
12:00:00	25	23.1	13	34.0
13:00:00	16	21.6	7	35.4
14:00:00	22	21.1	10	34.0
15:00:00	28	14.2	6	32.5
16:00:00	45	16.9	12	33.8
17:00:00	36	18.0	12	35.4
18:00:00	24	19.2	10	33.0
19:00:00	15	20.0	2	32.5
20:00:00	9	28.1	3	32.5
21:00:00	4	28.8	1	32.5
22:00:00	1	32.5	1	32.5
23:00:00	0	N/A	N/A	N/A
00:00:00	1	32.5	1	32.5
01:00:00	0	N/A	N/A	N/A
02:00:00	0	N/A	N/A	N/A
03:00:00	0	N/A	N/A	N/A
04:00:00	0	N/A	N/A	N/A
05:00:00	0	N/A	N/A	N/A
06:00:00	1	27.5	0	0.0
07:00:00	11	23.2	3	32.5
08:00:00	22	22.4	8	33.8
09:00:00	19	21.3	7	35.4
10:00:00	25	20.3	9	34.2
11:00:00	21	24.0	11	36.1
12:00:00	15	19.3	4	32.5
13:00:00	23	22.4	10	36.5
14:00:00	26	25.3	17	34.3
15:00:00	36	16.2	11	33.4
16:00:00	41	19.5	24	34.6
17:00:00	25	26.4	18	35.6
18:00:00	21	20.1	11	35.2
19:00:00	19	18.9	7	32.5
20:00:00	7	29.3	4	37.5
21:00:00	10	27.5	5	35.5
22:00:00	8	24.7	5	35.5
23:00:00	0	N/A	N/A	N/A
00:00:00	0	N/A	N/A	N/A



Summary of Violators  
Tivetshall

from Mon-Sep-04-2023-08-00-AM to Fri-Sep-29-2023-05-59-AM

01:00:00	0	N/A	N/A	N/A
02:00:00	0	N/A	N/A	N/A
03:00:00	0	N/A	N/A	N/A
04:00:00	0	N/A	N/A	N/A
05:00:00	0	N/A	N/A	N/A
06:00:00	2	32.5	2	32.5
07:00:00	13	20.2	2	35.0
08:00:00	21	23.7	8	35.6
09:00:00	32	19.2	14	34.3
10:00:00	24	27.3	13	34.8
11:00:00	23	23.6	10	34.0
12:00:00	18	24.2	8	34.4
13:00:00	31	21.8	15	33.5
14:00:00	21	19.6	7	32.5
15:00:00	50	13.0	13	34.0
16:00:00	41	18.8	14	35.0
17:00:00	35	25.1	18	36.1
18:00:00	24	21.3	7	33.9
19:00:00	23	22.9	14	33.9
20:00:00	12	19.0	2	35.0
21:00:00	6	30.8	3	34.2
22:00:00	2	27.5	1	32.5
23:00:00	2	8.8	0	0.0
00:00:00	1	22.5	0	0.0
01:00:00	0	N/A	N/A	N/A
02:00:00	1	27.5	0	0.0
03:00:00	0	N/A	N/A	N/A
04:00:00	0	N/A	N/A	N/A
05:00:00	2	25.0	1	32.5
06:00:00	1	37.5	1	37.5
07:00:00	6	25.8	1	32.5
08:00:00	6	23.8	3	32.5
09:00:00	9	23.6	1	32.5
10:00:00	17	25.1	10	35.0
11:00:00	23	16.4	1	37.5
12:00:00	23	21.8	6	33.3
13:00:00	27	17.0	7	33.2
14:00:00	32	20.5	10	34.5
15:00:00	16	23.3	3	35.8
16:00:00	24	26.3	9	34.2
17:00:00	26	18.3	2	40.0
18:00:00	10	21.3	0	0.0
19:00:00	13	18.8	2	32.5
20:00:00	7	25.4	1	32.5
21:00:00	9	23.3	3	32.5
22:00:00	14	26.1	8	36.3
23:00:00	2	27.5	1	32.5
00:00:00	4	19.4	0	0.0
01:00:00	0	N/A	N/A	N/A

Summary of Violators  
Tivetshall

from Mon-Sep-04-2023-08-00-AM to Fri-Sep-29-2023-05-59-AM

02:00:00	0	N/A	N/A	N/A
03:00:00	0	N/A	N/A	N/A
04:00:00	0	N/A	N/A	N/A
05:00:00	0	N/A	N/A	N/A
06:00:00	0	N/A	N/A	N/A
07:00:00	2	35.0	2	35.0
08:00:00	1	32.5	1	32.5
09:00:00	8	27.8	5	34.5
10:00:00	18	18.1	6	33.3
11:00:00	22	18.9	7	32.5
12:00:00	16	24.4	5	33.5
13:00:00	13	26.5	8	33.1
14:00:00	14	26.4	5	34.5
15:00:00	21	20.8	6	33.3
16:00:00	20	20.6	8	33.1
17:00:00	21	22.4	8	34.4
18:00:00	18	22.8	10	34.5
19:00:00	8	20.0	3	32.5
20:00:00	6	24.6	3	32.5
21:00:00	7	21.8	2	35.0
22:00:00	2	32.5	2	32.5
23:00:00	0	N/A	N/A	N/A
00:00:00	0	N/A	N/A	N/A
01:00:00	0	N/A	N/A	N/A
02:00:00	2	10.0	0	0.0
03:00:00	0	N/A	N/A	N/A
04:00:00	1	22.5	0	0.0
05:00:00	3	32.5	3	32.5
06:00:00	1	37.5	1	37.5
07:00:00	15	17.2	2	32.5
08:00:00	30	22.3	15	33.8
09:00:00	20	22.5	9	34.2
10:00:00	18	22.8	9	34.2
11:00:00	24	19.0	7	35.4
12:00:00	16	25.6	8	33.8
13:00:00	18	25.0	7	33.2
14:00:00	19	24.7	10	34.0
15:00:00	35	22.2	15	34.8
16:00:00	44	17.4	14	34.3
17:00:00	29	21.3	8	35.0
18:00:00	30	20.0	18	33.9
19:00:00	17	26.5	8	32.5
20:00:00	8	32.5	4	37.5
21:00:00	2	32.5	2	32.5
22:00:00	1	37.5	1	37.5
23:00:00	1	17.5	0	0.0
00:00:00	0	N/A	N/A	N/A
01:00:00	0	N/A	N/A	N/A
02:00:00	0	N/A	N/A	N/A

Summary of Violators  
Tivetshall

from Mon-Sep-04-2023-08-00-AM to Fri-Sep-29-2023-05-59-AM

03:00:00	0	N/A	N/A	N/A
04:00:00	0	N/A	N/A	N/A
05:00:00	0	N/A	N/A	N/A
06:00:00	1	32.5	1	32.5
07:00:00	8	26.6	4	35.0
08:00:00	27	22.5	11	34.3
09:00:00	20	21.5	8	37.5
10:00:00	15	22.3	4	32.5
11:00:00	19	25.8	10	36.0
12:00:00	26	22.8	9	33.1
13:00:00	29	20.2	11	35.2
14:00:00	33	12.1	5	32.5
15:00:00	40	16.6	15	33.8
16:00:00	40	18.6	18	33.6
17:00:00	36	13.4	5	36.5
18:00:00	60	6.9	7	33.2
19:00:00	32	7.2	3	34.2
20:00:00	11	25.5	4	32.5
21:00:00	8	30.0	4	33.8
22:00:00	4	33.8	3	35.8
23:00:00	1	32.5	1	32.5
00:00:00	0	N/A	N/A	N/A
01:00:00	1	17.5	0	0.0
02:00:00	1	27.5	0	0.0
03:00:00	0	N/A	N/A	N/A
04:00:00	0	N/A	N/A	N/A
05:00:00	0	N/A	N/A	N/A
06:00:00	3	32.5	2	35.0
07:00:00	8	24.1	3	34.2
08:00:00	22	19.5	6	33.3
09:00:00	29	18.6	8	33.8
10:00:00	13	24.8	6	33.3
11:00:00	16	23.3	7	33.2
12:00:00	24	18.8	10	36.5
13:00:00	17	23.2	4	36.3
14:00:00	25	23.4	10	35.0
15:00:00	37	22.4	19	34.6
16:00:00	27	20.0	9	34.2
17:00:00	40	20.4	16	34.7
18:00:00	21	24.2	8	33.8
19:00:00	15	20.2	2	32.5
20:00:00	14	26.4	8	35.0
21:00:00	7	22.1	2	35.0
22:00:00	5	31.5	2	42.5
23:00:00	0	N/A	N/A	N/A
00:00:00	1	47.5	1	47.5
01:00:00	0	N/A	N/A	N/A
02:00:00	0	N/A	N/A	N/A
03:00:00	0	N/A	N/A	N/A

Summary of Violators  
Tivetshall

from Mon-Sep-04-2023-08-00-AM to Fri-Sep-29-2023-05-59-AM

04:00:00	0	N/A	N/A	N/A
05:00:00	1	27.5	0	0.0
06:00:00	0	N/A	N/A	N/A
07:00:00	15	25.3	5	37.5
08:00:00	23	25.8	14	36.4
09:00:00	22	26.9	11	35.7
10:00:00	25	21.4	11	34.3
11:00:00	26	22.3	8	36.9
12:00:00	24	20.8	11	33.9
13:00:00	21	22.6	10	35.5
14:00:00	31	19.1	11	33.9
15:00:00	35	16.1	10	35.5
16:00:00	35	16.1	14	33.2
17:00:00	36	17.5	12	34.2
18:00:00	42	16.4	12	34.2
19:00:00	17	25.0	9	34.2
20:00:00	4	27.5	2	32.5
21:00:00	13	27.9	9	35.3
22:00:00	4	21.9	2	32.5
23:00:00	1	37.5	1	37.5
00:00:00	0	N/A	N/A	N/A
01:00:00	0	N/A	N/A	N/A
02:00:00	1	17.5	0	0.0
03:00:00	0	N/A	N/A	N/A
04:00:00	0	N/A	N/A	N/A
05:00:00	2	35.0	1	42.5
06:00:00	4	31.3	3	32.5
07:00:00	14	23.0	5	36.5
08:00:00	28	18.4	7	33.9
09:00:00	18	23.1	7	33.9
10:00:00	21	21.7	5	35.5
11:00:00	22	27.3	8	36.9
12:00:00	32	19.2	14	34.6
13:00:00	19	20.7	7	34.6
14:00:00	29	23.9	14	34.6
15:00:00	38	17.5	13	33.3
16:00:00	39	16.7	15	33.5
17:00:00	32	18.7	16	34.7
18:00:00	24	19.7	9	33.6
19:00:00	19	17.2	5	32.5
20:00:00	13	21.7	9	34.7
21:00:00	6	34.2	5	36.5
22:00:00	7	25.0	4	33.8
23:00:00	2	42.5	2	42.5
00:00:00	2	16.3	2	32.5
01:00:00	0	N/A	N/A	N/A
02:00:00	1	32.5	1	32.5
03:00:00	0	N/A	N/A	N/A
04:00:00	0	N/A	N/A	N/A

Summary of Violators  
Tivetshall

from Mon-Sep-04-2023-08-00-AM to Fri-Sep-29-2023-05-59-AM

05:00:00	0	N/A	N/A	N/A
06:00:00	0	N/A	N/A	N/A
07:00:00	4	23.8	1	32.5
08:00:00	7	29.6	3	34.2
09:00:00	10	24.8	4	32.5
10:00:00	16	26.3	8	33.1
11:00:00	18	26.4	4	40.0
12:00:00	15	25.2	7	33.9
13:00:00	23	21.6	7	33.9
14:00:00	19	22.5	10	34.5
15:00:00	15	22.2	4	32.5
16:00:00	22	24.5	10	34.5
17:00:00	21	26.7	11	34.8
18:00:00	20	24.1	7	37.5
19:00:00	12	29.2	6	34.2
20:00:00	9	25.3	2	32.5
21:00:00	5	35.5	3	40.8
22:00:00	2	35.0	2	35.0
23:00:00	7	22.5	5	34.5
00:00:00	1	32.5	1	32.5
01:00:00	2	35.0	2	35.0
02:00:00	0	N/A	N/A	N/A
03:00:00	0	N/A	N/A	N/A
04:00:00	0	N/A	N/A	N/A
05:00:00	1	17.5	0	0.0
06:00:00	1	32.5	1	32.5
07:00:00	3	27.5	1	42.5
08:00:00	3	35.8	3	35.8
09:00:00	14	28.4	8	35.0
10:00:00	15	20.8	4	32.5
11:00:00	26	15.1	5	34.5
12:00:00	20	18.6	5	34.5
13:00:00	6	30.8	2	37.5
14:00:00	37	18.6	11	34.8
15:00:00	27	24.7	14	34.3
16:00:00	13	28.1	8	34.4
17:00:00	10	22.8	2	32.5
18:00:00	10	28.5	4	36.3
19:00:00	13	26.2	7	33.9
20:00:00	7	28.2	4	33.8
21:00:00	5	33.5	4	35.0
22:00:00	3	30.8	2	32.5
23:00:00	1	42.5	1	42.5
00:00:00	0	N/A	N/A	N/A
01:00:00	20	1.1	0	0.0
02:00:00	2	25.0	1	32.5
03:00:00	0	N/A	N/A	N/A
04:00:00	0	N/A	N/A	N/A
05:00:00	2	32.5	1	37.5

Summary of Violators  
Tivetshall

from Mon-Sep-04-2023-08-00-AM to Fri-Sep-29-2023-05-59-AM

06:00:00	5	25.0	2	35.0
07:00:00	20	26.0	13	36.3
08:00:00	29	22.6	11	34.8
09:00:00	24	24.4	10	36.5
10:00:00	18	23.2	5	33.5
11:00:00	16	20.8	7	33.9
12:00:00	27	20.0	10	33.5
13:00:00	25	22.9	15	35.8
14:00:00	20	27.6	9	35.8
15:00:00	42	15.1	16	34.7
16:00:00	31	17.4	8	33.1
17:00:00	29	22.2	13	34.8
18:00:00	21	19.3	8	33.1
19:00:00	15	25.3	6	34.2
20:00:00	1	37.5	1	37.5
21:00:00	7	28.2	3	35.8
22:00:00	4	33.8	3	35.8
23:00:00	2	40.0	2	40.0
00:00:00	0	N/A	N/A	N/A
01:00:00	0	N/A	N/A	N/A
02:00:00	0	N/A	N/A	N/A
03:00:00	0	N/A	N/A	N/A
04:00:00	0	N/A	N/A	N/A
05:00:00	1	7.5	0	0.0
06:00:00	1	27.5	0	0.0
07:00:00	7	28.9	4	33.8
08:00:00	30	21.5	15	34.5
09:00:00	16	21.4	9	34.7
10:00:00	30	17.3	6	34.2
11:00:00	24	23.3	9	36.4
12:00:00	37	16.2	11	33.4
13:00:00	28	22.4	14	34.6
14:00:00	23	22.3	10	34.5
15:00:00	40	18.6	18	33.6
16:00:00	50	17.7	26	35.2
17:00:00	62	18.5	37	36.1
18:00:00	21	23.7	10	36.5
19:00:00	24	21.6	9	33.6
20:00:00	6	36.7	6	36.7
21:00:00	4	31.3	3	34.2
22:00:00	5	33.5	4	35.0
23:00:00	1	17.5	0	0.0
00:00:00	1	12.5	0	0.0
01:00:00	0	N/A	N/A	N/A
02:00:00	1	37.5	1	37.5
03:00:00	0	N/A	N/A	N/A
04:00:00	0	N/A	N/A	N/A
05:00:00	0	N/A	N/A	N/A
06:00:00	6	29.6	3	40.8

Summary of Violators  
Tivetshall

from Mon-Sep-04-2023-08-00-AM to Fri-Sep-29-2023-05-59-AM

07:00:00	36	12.9	18	34.7
08:00:00	52	19.2	28	36.4
09:00:00	23	19.2	7	35.4
10:00:00	32	22.6	19	35.1
11:00:00	49	16.9	14	33.6
12:00:00	27	19.4	9	33.6
13:00:00	31	21.0	13	34.0
14:00:00	24	27.9	12	36.7
15:00:00	45	15.8	16	34.1
16:00:00	86	16.0	41	36.6
17:00:00	57	19.6	25	34.5
18:00:00	29	15.9	10	34.5
19:00:00	17	22.9	3	35.8
20:00:00	12	24.8	7	36.8
21:00:00	1	42.5	1	42.5
22:00:00	13	25.4	5	34.5
23:00:00	5	12.5	0	0.0
00:00:00	1	37.5	1	37.5
01:00:00	0	N/A	N/A	N/A
02:00:00	0	N/A	N/A	N/A
03:00:00	0	N/A	N/A	N/A
04:00:00	0	N/A	N/A	N/A
05:00:00	1	27.5	0	0.0
06:00:00	0	N/A	N/A	N/A
07:00:00	8	20.6	1	42.5
08:00:00	25	24.0	10	35.0
09:00:00	22	26.9	15	35.2
10:00:00	28	18.9	10	33.5
11:00:00	19	23.2	6	34.2
12:00:00	27	27.2	12	36.7
13:00:00	24	23.1	14	34.3
14:00:00	30	21.3	9	33.6
15:00:00	42	16.8	10	33.0
16:00:00	66	15.5	21	33.9
17:00:00	35	20.7	14	33.9
18:00:00	33	15.7	6	33.3
19:00:00	27	23.5	11	35.7
20:00:00	10	28.3	6	34.2
21:00:00	5	21.0	1	32.5
22:00:00	7	25.4	6	36.7
23:00:00	4	23.1	2	32.5
00:00:00	0	N/A	N/A	N/A
01:00:00	0	N/A	N/A	N/A
02:00:00	2	10.0	0	0.0
03:00:00	0	N/A	N/A	N/A
04:00:00	0	N/A	N/A	N/A
05:00:00	0	N/A	N/A	N/A
06:00:00	1	7.5	0	0.0
07:00:00	19	22.4	5	33.5

Summary of Violators  
Tivetshall

from Mon-Sep-04-2023-08-00-AM to Fri-Sep-29-2023-05-59-AM

08:00:00	23	22.0	7	34.6
09:00:00	21	23.5	5	32.5
10:00:00	26	21.7	10	33.5
11:00:00	26	17.1	7	33.2
12:00:00	37	18.2	12	35.4
13:00:00	26	23.5	13	36.3
14:00:00	20	22.0	6	34.2
15:00:00	36	24.0	15	35.2
16:00:00	46	19.6	16	35.6
17:00:00	32	18.1	14	33.6
18:00:00	20	25.3	10	36.0
19:00:00	21	27.3	10	33.5
20:00:00	7	31.8	4	35.0
21:00:00	6	29.2	2	32.5
22:00:00	5	29.0	3	39.2
23:00:00	1	32.5	1	32.5
00:00:00	1	17.5	0	0.0
01:00:00	0	N/A	N/A	N/A
02:00:00	0	N/A	N/A	N/A
03:00:00	0	N/A	N/A	N/A
04:00:00	1	32.5	1	32.5
05:00:00	0	N/A	N/A	N/A
06:00:00	0	N/A	N/A	N/A
07:00:00	4	25.0	0	0.0
08:00:00	6	24.2	1	37.5
09:00:00	14	27.5	7	38.2
10:00:00	15	27.8	9	35.3
11:00:00	11	25.2	5	35.5
12:00:00	37	21.0	15	33.8
13:00:00	27	18.8	8	32.5
14:00:00	36	19.5	13	34.0
15:00:00	26	21.2	8	36.3
16:00:00	19	20.5	9	32.5
17:00:00	21	25.1	5	35.5
18:00:00	23	20.7	9	34.2
19:00:00	23	22.3	7	35.4
20:00:00	5	19.5	3	34.2
21:00:00	7	31.8	4	35.0
22:00:00	9	33.1	7	35.4
23:00:00	4	32.5	2	37.5
00:00:00	1	32.5	1	32.5
01:00:00	1	62.5	1	62.5
02:00:00	1	27.5	0	0.0
03:00:00	1	22.5	0	0.0
04:00:00	0	N/A	N/A	N/A
05:00:00	0	N/A	N/A	N/A
06:00:00	0	N/A	N/A	N/A
07:00:00	2	17.5	0	0.0
08:00:00	9	25.3	3	34.2



Summary of Violators  
Tivetshall

from Mon-Sep-04-2023-08-00-AM to Fri-Sep-29-2023-05-59-AM

09:00:00	7	22.1	1	32.5
10:00:00	24	21.4	13	34.0
11:00:00	14	30.4	7	34.6
12:00:00	30	23.5	13	35.6
13:00:00	16	29.2	8	36.9
14:00:00	36	14.6	19	34.1
15:00:00	16	26.9	7	35.4
16:00:00	18	23.2	11	34.8
17:00:00	24	23.4	9	35.3
18:00:00	15	23.3	7	33.2
19:00:00	7	27.5	3	37.5
20:00:00	1	32.5	1	32.5
21:00:00	3	20.0	1	32.5
22:00:00	1	37.5	1	37.5
23:00:00	0	N/A	N/A	N/A
00:00:00	1	32.5	1	32.5
01:00:00	0	N/A	N/A	N/A
02:00:00	2	15.0	0	0.0
03:00:00	0	N/A	N/A	N/A
04:00:00	0	N/A	N/A	N/A
05:00:00	5	23.0	2	35.0
06:00:00	8	17.5	1	32.5
07:00:00	14	15.2	2	32.5
08:00:00	23	22.9	8	33.1
09:00:00	26	21.6	15	33.5
10:00:00	22	21.3	6	32.5
11:00:00	20	20.8	8	34.4
12:00:00	18	26.1	8	35.6
13:00:00	28	27.4	14	35.0
14:00:00	29	24.1	15	35.5
15:00:00	34	24.0	18	35.8
16:00:00	32	23.1	11	34.8
17:00:00	36	20.9	16	35.3
18:00:00	23	21.4	9	33.6
19:00:00	24	21.8	7	33.2
20:00:00	6	28.3	2	32.5
21:00:00	7	17.5	3	34.2
22:00:00	4	32.5	2	37.5
23:00:00	2	32.5	1	37.5
00:00:00	0	N/A	N/A	N/A
01:00:00	0	N/A	N/A	N/A
02:00:00	0	N/A	N/A	N/A
03:00:00	0	N/A	N/A	N/A
04:00:00	0	N/A	N/A	N/A
05:00:00	0	N/A	N/A	N/A
06:00:00	1	27.5	0	0.0
07:00:00	13	18.5	2	32.5
08:00:00	69	8.7	10	33.5
09:00:00	21	25.1	10	35.0

Summary of Violators  
Tivetshall

from Mon-Sep-04-2023-08-00-AM to Fri-Sep-29-2023-05-59-AM

10:00:00	19	20.4	5	34.5
11:00:00	26	21.4	10	34.0
12:00:00	21	26.9	8	33.1
13:00:00	31	21.4	15	34.2
14:00:00	19	27.1	9	34.2
15:00:00	51	19.5	24	35.8
16:00:00	42	17.7	17	35.1
17:00:00	53	19.2	20	34.8
18:00:00	26	18.4	10	34.5
19:00:00	24	19.7	6	34.2
20:00:00	12	20.6	5	32.5
21:00:00	9	25.8	6	35.0
22:00:00	4	31.3	2	35.0
23:00:00	1	27.5	0	0.0
00:00:00	0	N/A	N/A	N/A
01:00:00	0	N/A	N/A	N/A
02:00:00	4	23.8	1	32.5
03:00:00	0	N/A	N/A	N/A
04:00:00	0	N/A	N/A	N/A
05:00:00	2	27.5	0	0.0
06:00:00	1	32.5	1	32.5
07:00:00	20	23.9	7	34.6
08:00:00	26	21.3	11	34.3
09:00:00	16	20.2	4	36.3
10:00:00	12	22.5	2	32.5
11:00:00	19	24.9	8	34.4
12:00:00	29	16.9	12	33.8
13:00:00	17	24.9	4	37.5
14:00:00	31	22.4	15	34.5
15:00:00	44	18.4	16	34.4
16:00:00	46	16.0	18	34.2
17:00:00	41	19.5	19	34.1
18:00:00	20	25.6	8	36.9
19:00:00	15	29.3	9	34.2
20:00:00	13	23.5	6	35.0
21:00:00	7	31.1	4	33.8
22:00:00	6	27.9	5	34.5
23:00:00	6	24.6	3	32.5
00:00:00	0	N/A	N/A	N/A
01:00:00	1	42.5	1	42.5
02:00:00	0	N/A	N/A	N/A
03:00:00	0	N/A	N/A	N/A
04:00:00	0	N/A	N/A	N/A
05:00:00	0	N/A	N/A	N/A
06:00:00	2	30.0	1	32.5
07:00:00	13	19.0	3	34.2
08:00:00	17	22.5	6	37.5
09:00:00	15	25.8	8	33.1
10:00:00	28	20.3	10	33.0

Summary of Violators  
Tivetshall

from Mon-Sep-04-2023-08-00-AM to Fri-Sep-29-2023-05-59-AM

11:00:00	22	22.3	11	34.8
12:00:00	18	26.4	8	35.6
13:00:00	26	22.6	11	34.8
14:00:00	20	20.4	7	36.1
15:00:00	37	20.3	19	34.3
16:00:00	40	19.4	17	34.0
17:00:00	38	20.9	13	35.2
18:00:00	35	18.4	9	35.3
19:00:00	20	22.8	9	33.6
20:00:00	5	28.0	3	37.5
21:00:00	3	27.5	1	32.5
22:00:00	11	26.6	7	36.8
23:00:00	2	30.0	1	32.5

Incoming Histogram

Tivetshall

from Mon-Sep-04-2023-08-00-AM to Fri-Sep-29-2023-05-59-AM

Date	Starting Hr:min	<15	15 to <20	20 to <25	25 to <30	30 to <35	35 to <40	40 to <45	45 to <50	50 to <55	55 to <60	60 to <65	65 to <70	70 to <75	75 to <80	80 to <85	85 to <90	90 to <95	95 to <100	100 to >105	Total Counts	Avg Speed (MPH)	85pet Speed	10MPH Pace	% in pace	# of Speeders	% Speeders	
04/09/2023	00:00	*	*	*	*	*	*	*	*	*	*	*	*	*	*	*	*	*	*	*	*	*	*	*	*	*	*	
04/09/2023	01:00	*	*	*	*	*	*	*	*	*	*	*	*	*	*	*	*	*	*	*	*	*	*	*	*	*	*	
04/09/2023	02:00	*	*	*	*	*	*	*	*	*	*	*	*	*	*	*	*	*	*	*	*	*	*	*	*	*	*	
04/09/2023	03:00	*	*	*	*	*	*	*	*	*	*	*	*	*	*	*	*	*	*	*	*	*	*	*	*	*	*	
04/09/2023	04:00	*	*	*	*	*	*	*	*	*	*	*	*	*	*	*	*	*	*	*	*	*	*	*	*	*	*	
04/09/2023	05:00	*	*	*	*	*	*	*	*	*	*	*	*	*	*	*	*	*	*	*	*	*	*	*	*	*	*	
04/09/2023	06:00	*	*	*	*	*	*	*	*	*	*	*	*	*	*	*	*	*	*	*	*	*	*	*	*	*	*	
04/09/2023	07:00	*	*	*	*	*	*	*	*	*	*	*	*	*	*	*	*	*	*	*	*	*	*	*	*	*	*	
04/09/2023	08:00	0	0	0	2	1	0	0	0	0	0	0	0	0	0	0	0	0	0	0	0	3	29	35	25 to 35	100.0	1	33.3
04/09/2023	09:00	1	0	1	7	10	4	0	0	0	0	0	0	0	0	0	0	0	0	0	0	23	30.1	36.2	25 to 35	73.9	14	60.9
04/09/2023	10:00	1	2	3	11	6	1	1	1	0	0	0	0	0	0	0	0	0	0	0	0	26	28.2	34.2	25 to 35	65.4	9	34.6
04/09/2023	11:00	1	0	3	6	7	3	1	0	0	0	0	0	0	0	0	0	0	0	0	0	21	29.6	36.7	25 to 35	61.9	11	52.4
04/09/2023	12:00	3	5	7	9	6	0	1	0	0	0	0	0	0	0	0	0	0	0	0	0	31	24.3	31.7	20 to 30	51.6	7	22.6
04/09/2023	13:00	2	1	1	10	8	2	0	0	0	0	0	0	0	0	0	0	0	0	0	0	24	27.9	33.8	25 to 35	75.0	10	41.7
04/09/2023	14:00	0	0	3	5	4	1	0	0	0	0	0	0	0	0	0	0	0	0	0	0	13	28.3	33.8	25 to 35	69.2	5	38.5
04/09/2023	15:00	0	2	2	14	7	6	0	0	0	0	0	0	0	0	0	0	0	0	0	0	31	29.3	35.8	25 to 35	67.7	13	41.9
04/09/2023	16:00	0	3	1	10	9	1	0	1	0	0	0	0	0	0	0	0	0	0	0	0	25	28.8	33.9	25 to 35	76.0	11	44.0
04/09/2023	17:00	1	0	5	10	11	3	2	0	0	0	0	0	0	0	0	0	0	0	0	0	32	29.4	35	25 to 35	65.6	16	50.0
04/09/2023	18:00	3	1	2	11	4	4	1	0	0	0	0	0	0	0	0	0	0	0	0	0	26	27.3	36.2	25 to 35	57.7	9	34.6
04/09/2023	19:00	1	0	2	8	5	1	0	0	0	0	0	0	0	0	0	0	0	0	0	0	17	27.6	33	25 to 35	76.5	6	35.3
04/09/2023	20:00	1	0	0	2	4	1	0	0	0	0	0	0	0	0	0	0	0	0	0	0	8	28.3	35	25 to 35	75.0	5	62.5
04/09/2023	21:00	0	0	2	2	1	2	2	0	0	0	0	0	0	0	0	0	0	0	0	0	9	32	42.5	20 to 30	44.4	5	55.6
04/09/2023	22:00	0	0	0	0	1	0	0	0	0	0	0	0	0	0	0	0	0	0	0	0	1	32	35	25 to 35	100.0	1	100.0
04/09/2023	23:00	0	0	0	1	2	0	0	0	0	0	0	0	0	0	0	0	0	0	0	0	3	30.3	35	25 to 35	100.0	2	66.7
24 Hr Summary		14	14	32	108	86	29	8	2	0	0	0	0	0	0	0	0	0	0	0	293	28.4	34.7	25 to 35	66.2	125	42.7	

Incoming Histogram

Tivetshall

from Mon-Sep-04-2023-08-00-AM to Fri-Sep-29-2023-05-59-AM

Date	Starting Hr:min	<15	15 to <20	20 to <25	25 to <30	30 to <35	35 to <40	40 to <45	45 to <50	50 to <55	55 to <60	60 to <65	65 to <70	70 to <75	75 to <80	80 to <85	85 to <90	90 to <95	95 to <100	100 to >105	Total Counts	Avg Speed (MPH)	85pet Speed	10MPH Pace	% in pace	# of Speeders	% Speeders	
05/09/2023	00:00	0	0	0	0	1	0	0	0	0	0	0	0	0	0	0	0	0	0	0	0	1	32	35	25 to 35	100.0	1	100.0
05/09/2023	01:00	0	0	0	0	1	1	0	0	0	0	0	0	0	0	0	0	0	0	0	0	2	34.5	40	30 to 40	100.0	2	100.0
05/09/2023	02:00	0	0	0	0	0	0	0	0	0	0	0	0	0	0	0	0	0	0	0	0	0	0	0	*	*	*	*
05/09/2023	03:00	0	0	0	0	0	0	0	0	0	0	0	0	0	0	0	0	0	0	0	0	0	0	0	*	*	*	*
05/09/2023	04:00	0	0	0	0	0	0	0	0	0	0	0	0	0	0	0	0	0	0	0	0	0	0	0	*	*	*	*
05/09/2023	05:00	0	0	0	0	0	1	0	0	0	0	0	0	0	0	0	0	0	0	0	0	1	37	40	30 to 40	100.0	1	100.0
05/09/2023	06:00	0	0	0	0	1	0	0	0	0	0	0	0	0	0	0	0	0	0	0	0	1	32	35	25 to 35	100.0	1	100.0
05/09/2023	07:00	0	1	1	3	0	2	0	0	0	0	0	0	0	0	0	0	0	0	0	0	7	27.9	37.5	20 to 30	57.1	2	28.6
05/09/2023	08:00	0	1	1	10	3	2	1	0	0	0	0	0	0	0	0	0	0	0	0	0	18	29	35	25 to 35	72.2	6	33.3
05/09/2023	09:00	0	2	5	5	5	1	0	0	0	0	0	0	0	0	0	0	0	0	0	0	18	26.6	33	20 to 30	55.6	6	33.3
05/09/2023	10:00	1	0	3	9	7	2	0	0	0	0	0	0	0	0	0	0	0	0	0	0	22	28.1	34.3	25 to 35	72.7	9	40.9
05/09/2023	11:00	2	0	3	2	2	1	0	0	0	0	0	0	0	0	0	0	0	0	0	0	10	24	32.5	20 to 30	50.0	3	30.0
05/09/2023	12:00	4	3	3	5	4	1	1	0	0	0	0	0	0	0	0	0	0	0	0	0	21	23.6	33.8	25 to 35	42.9	6	28.6
05/09/2023	13:00	1	3	2	12	8	5	1	0	0	0	0	0	0	0	0	0	0	0	0	0	32	28.8	36	25 to 35	62.5	14	43.8
05/09/2023	14:00	0	3	1	6	6	3	2	0	0	0	0	0	0	0	0	0	0	0	0	0	21	29.8	38.3	25 to 35	57.1	11	52.4
05/09/2023	15:00	2	4	2	8	5	3	1	0	0	0	0	0	0	0	0	0	0	0	0	0	25	26.5	35	25 to 35	52.0	9	36.0
05/09/2023	16:00	1	1	4	11	12	5	0	0	0	0	0	0	0	0	0	0	0	0	0	0	34	29.1	35	25 to 35	67.6	17	50.0
05/09/2023	17:00	0	0	6	19	13	4	1	0	0	0	0	0	0	0	0	0	0	0	0	0	43	29.4	34.6	25 to 35	74.4	18	41.9
05/09/2023	18:00	2	4	3	11	3	2	0	0	0	0	0	0	0	0	0	0	0	0	0	0	25	25	31.7	20 to 30	56.0	5	20.0
05/09/2023	19:00	0	1	2	7	4	2	1	0	0	0	0	0	0	0	0	0	0	0	0	0	17	29.2	35	25 to 35	64.7	7	41.2
05/09/2023	20:00	0	0	2	2	6	0	0	0	0	0	0	0	0	0	0	0	0	0	0	0	10	29.2	33.3	25 to 35	80.0	6	60.0
05/09/2023	21:00	0	0	0	1	2	1	0	0	0	0	0	0	0	0	0	0	0	0	0	0	4	32	35	25 to 35	75.0	3	75.0
05/09/2023	22:00	0	1	0	1	2	1	0	0	0	0	0	0	0	0	0	0	0	0	0	0	5	29	35	25 to 35	60.0	3	60.0
05/09/2023	23:00	0	0	0	0	0	0	0	0	0	0	0	0	0	0	0	0	0	0	0	0	0	0	0	*	*	*	*
24 Hr Summary		13	24	38	112	85	37	8	0	0	0	0	0	0	0	0	0	0	0	0	317	28	34.8	25 to 35	62.1	130	41.0	

Incoming Histogram

Tivetshall

from Mon-Sep-04-2023-08-00-AM to Fri-Sep-29-2023-05-59-AM

Date	Starting Hr:min	<15	15 to <20	20 to <25	25 to <30	30 to <35	35 to <40	40 to <45	45 to <50	50 to <55	55 to <60	60 to <65	65 to <70	70 to <75	75 to <80	80 to <85	85 to <90	90 to <95	95 to <100	100 to >105	Total Counts	Avg Speed (MPH)	85pet Speed	10MPH Pace	% in pace	# of Speeders	% Speeders	
06/09/2023	00:00	0	0	0	0	0	0	0	0	0	0	0	0	0	0	0	0	0	0	0	0	0	0	*	*	*	*	
06/09/2023	01:00	0	0	0	0	0	0	0	0	0	0	0	0	0	0	0	0	0	0	0	0	0	0	*	*	*	*	
06/09/2023	02:00	0	0	0	0	1	0	0	0	0	0	0	0	0	0	0	0	0	0	0	1	32	35	25 to 35	100.0	1	100.0	
06/09/2023	03:00	0	0	0	0	0	0	0	0	0	0	0	0	0	0	0	0	0	0	0	0	0	0	*	*	*	*	
06/09/2023	04:00	0	0	0	0	0	0	0	0	0	0	0	0	0	0	0	0	0	0	0	0	0	0	*	*	*	*	
06/09/2023	05:00	0	0	0	0	0	0	0	0	0	0	0	0	0	0	0	0	0	0	0	0	0	0	*	*	*	*	
06/09/2023	06:00	1	1	0	1	2	1	0	0	0	0	0	0	0	0	0	0	0	0	0	0	6	25.3	35	25 to 35	50.0	3	50.0
06/09/2023	07:00	1	0	0	10	1	1	0	0	0	0	0	0	0	0	0	0	0	0	0	0	13	26.8	30	25 to 35	84.6	2	15.4
06/09/2023	08:00	1	1	1	12	4	3	2	0	0	0	0	0	0	0	0	0	0	0	0	0	24	29.3	36.7	25 to 35	66.7	9	37.5
06/09/2023	09:00	1	0	2	10	10	1	1	0	0	0	0	0	0	0	0	0	0	0	0	0	25	29	34	25 to 35	80.0	12	48.0
06/09/2023	10:00	0	1	5	12	9	3	0	0	0	0	0	0	0	0	0	0	0	0	0	0	30	28.6	34.4	25 to 35	70.0	12	40.0
06/09/2023	11:00	1	2	2	12	7	0	0	0	0	0	0	0	0	0	0	0	0	0	0	0	24	26.5	32.1	25 to 35	79.2	7	29.2
06/09/2023	12:00	1	1	3	8	8	4	0	0	0	0	0	0	0	0	0	0	0	0	0	0	25	28.6	35	25 to 35	64.0	12	48.0
06/09/2023	13:00	0	0	1	7	4	2	1	0	0	0	0	0	0	0	0	0	0	0	0	0	15	30.5	37.5	25 to 35	73.3	7	46.7
06/09/2023	14:00	1	0	3	11	7	3	0	0	0	0	0	0	0	0	0	0	0	0	0	0	25	28.6	34.3	25 to 35	72.0	10	40.0
06/09/2023	15:00	0	1	6	16	7	0	0	0	0	0	0	0	0	0	0	0	0	0	0	0	30	27.1	32.1	25 to 35	76.7	7	23.3
06/09/2023	16:00	3	4	8	14	8	4	0	0	0	0	0	0	0	0	0	0	0	0	0	0	41	26	33.8	20 to 30	53.7	12	29.3
06/09/2023	17:00	1	2	6	17	8	1	1	1	0	0	0	0	0	0	0	0	0	0	0	0	37	27.6	33.1	25 to 35	67.6	11	29.7
06/09/2023	18:00	1	0	2	9	9	1	0	0	0	0	0	0	0	0	0	0	0	0	0	0	22	28.5	33.9	25 to 35	81.8	10	45.5
06/09/2023	19:00	0	1	5	6	3	0	0	0	0	0	0	0	0	0	0	0	0	0	0	0	15	25.9	31.7	20 to 30	73.3	3	20.0
06/09/2023	20:00	0	0	2	5	2	0	0	0	0	0	0	0	0	0	0	0	0	0	0	0	9	27	32.5	20 to 30	77.8	2	22.2
06/09/2023	21:00	0	0	0	2	1	0	0	0	0	0	0	0	0	0	0	0	0	0	0	0	3	28.7	35	25 to 35	100.0	1	33.3
06/09/2023	22:00	0	0	0	0	1	0	0	0	0	0	0	0	0	0	0	0	0	0	0	0	1	32	35	25 to 35	100.0	1	100.0
06/09/2023	23:00	0	0	0	0	0	0	0	0	0	0	0	0	0	0	0	0	0	0	0	0	0	0	*	*	*	*	
24 Hr Summary		12	14	46	152	92	24	5	1	0	0	0	0	0	0	0	0	0	0	0	346	27.8	33.8	25 to 35	70.5	122	35.3	

Incoming Histogram

Tivetshall

from Mon-Sep-04-2023-08-00-AM to Fri-Sep-29-2023-05-59-AM

Date	Starting Hr:min	<15	15 to <20	20 to <25	25 to <30	30 to <35	35 to <40	40 to <45	45 to <50	50 to <55	55 to <60	60 to <65	65 to <70	70 to <75	75 to <80	80 to <85	85 to <90	90 to <95	95 to <100	100 to >105	Total Counts	Avg Speed (MPH)	85pet Speed	10MPH Pace	% in pace	# of Speeders	% Speeders	
07/09/2023	00:00	0	0	0	0	1	0	0	0	0	0	0	0	0	0	0	0	0	0	0	0	1	32	35	25 to 35	100.0	1	100.0
07/09/2023	01:00	0	0	0	0	0	0	0	0	0	0	0	0	0	0	0	0	0	0	0	0	0	0	0	*	*	*	*
07/09/2023	02:00	0	0	0	0	0	0	0	0	0	0	0	0	0	0	0	0	0	0	0	0	0	0	0	*	*	*	*
07/09/2023	03:00	0	0	0	0	0	0	0	0	0	0	0	0	0	0	0	0	0	0	0	0	0	0	0	*	*	*	*
07/09/2023	04:00	0	0	0	0	0	0	0	0	0	0	0	0	0	0	0	0	0	0	0	0	0	0	0	*	*	*	*
07/09/2023	05:00	0	0	0	0	0	0	0	0	0	0	0	0	0	0	0	0	0	0	0	0	0	0	0	*	*	*	*
07/09/2023	06:00	0	0	0	1	0	0	0	0	0	0	0	0	0	0	0	0	0	0	0	0	1	27	30	20 to 30	100.0	*	*
07/09/2023	07:00	0	2	3	3	3	0	0	0	0	0	0	0	0	0	0	0	0	0	0	0	11	25.3	31.7	20 to 30	54.5	3	27.3
07/09/2023	08:00	2	0	5	11	7	2	0	0	0	0	0	0	0	0	0	0	0	0	0	27	27.2	33.6	25 to 35	66.7	9	33.3	
07/09/2023	09:00	0	1	3	4	3	4	0	0	0	0	0	0	0	0	0	0	0	0	0	15	29.2	37.5	20 to 30	46.7	7	46.7	
07/09/2023	10:00	1	0	0	15	6	3	0	0	0	0	0	0	0	0	0	0	0	0	0	25	29	34.2	25 to 35	84.0	9	36.0	
07/09/2023	11:00	1	0	2	8	6	2	1	0	1	0	0	0	0	0	0	0	0	0	0	21	30.3	37.5	25 to 35	66.7	10	47.6	
07/09/2023	12:00	2	1	4	6	4	1	0	0	0	0	0	0	0	0	0	0	0	0	0	18	25.3	32.5	20 to 30	55.6	5	27.8	
07/09/2023	13:00	0	0	1	10	4	5	1	0	0	0	0	0	0	0	0	0	0	0	0	21	31	38	25 to 35	66.7	10	47.6	
07/09/2023	14:00	0	0	3	5	11	4	1	0	0	0	0	0	0	0	0	0	0	0	0	24	31.1	36.2	25 to 35	66.7	16	66.7	
07/09/2023	15:00	2	4	5	18	12	2	0	0	0	0	0	0	0	0	0	0	0	0	0	43	26.8	33.3	25 to 35	69.8	14	32.6	
07/09/2023	16:00	0	0	2	12	15	7	2	0	0	0	0	0	0	0	0	0	0	0	0	38	31.6	37.1	25 to 35	71.1	24	63.2	
07/09/2023	17:00	0	1	0	5	8	4	3	0	0	0	0	0	0	0	0	0	0	0	0	21	32.7	40	25 to 35	61.9	15	71.4	
07/09/2023	18:00	2	2	1	8	5	6	0	0	0	0	0	0	0	0	0	0	0	0	0	24	28.3	36.7	25 to 35	54.2	11	45.8	
07/09/2023	19:00	3	0	0	6	7	1	0	0	0	0	0	0	0	0	0	0	0	0	0	17	26.7	33.6	25 to 35	76.5	8	47.1	
07/09/2023	20:00	0	1	0	3	1	1	1	0	0	0	0	0	0	0	0	0	0	0	0	7	30	40	25 to 35	57.1	3	42.9	
07/09/2023	21:00	1	0	2	1	3	1	1	0	0	0	0	0	0	0	0	0	0	0	0	9	28.1	40	25 to 35	44.4	5	55.6	
07/09/2023	22:00	1	1	1	0	2	3	0	0	0	0	0	0	0	0	0	0	0	0	0	8	28.4	38.3	30 to 40	62.5	5	62.5	
07/09/2023	23:00	0	0	0	0	0	0	0	0	0	0	0	0	0	0	0	0	0	0	0	0	0	0	0	*	*	*	*
24 Hr Summary		15	13	32	116	98	46	10	0	1	0	0	0	0	0	0	0	0	0	0	331	29	35.8	25 to 35	64.7	155	46.8	

Incoming Histogram

Tivetshall

from Mon-Sep-04-2023-08-00-AM to Fri-Sep-29-2023-05-59-AM

Date	Starting Hr:min	<15	15 to <20	20 to <25	25 to <30	30 to <35	35 to <40	40 to <45	45 to <50	50 to <55	55 to <60	60 to <65	65 to <70	70 to <75	75 to <80	80 to <85	85 to <90	90 to <95	95 to <100	100 to >105	Total Counts	Avg Speed (MPH)	85pet Speed	10MPH Pace	% in pace	# of Speeders	% Speeders	
08/09/2023	00:00	0	0	0	0	0	0	0	0	0	0	0	0	0	0	0	0	0	0	0	0	0	0	*	*	*	*	
08/09/2023	01:00	0	0	0	0	0	0	0	0	0	0	0	0	0	0	0	0	0	0	0	0	0	0	*	*	*	*	
08/09/2023	02:00	0	0	0	0	0	0	0	0	0	0	0	0	0	0	0	0	0	0	0	0	0	0	*	*	*	*	
08/09/2023	03:00	0	0	0	0	0	0	0	0	0	0	0	0	0	0	0	0	0	0	0	0	0	0	*	*	*	*	
08/09/2023	04:00	0	0	0	0	0	0	0	0	0	0	0	0	0	0	0	0	0	0	0	0	0	0	*	*	*	*	
08/09/2023	05:00	0	0	0	0	0	0	0	0	0	0	0	0	0	0	0	0	0	0	0	0	0	0	*	*	*	*	
08/09/2023	06:00	0	1	0	0	2	0	0	0	0	0	0	0	0	0	0	0	0	0	0	0	3	27	35	25 to 35	66.7	2	66.7
08/09/2023	07:00	1	1	3	5	1	1	1	0	0	0	0	0	0	0	0	0	0	0	0	0	13	25.9	35	20 to 30	61.5	3	23.1
08/09/2023	08:00	0	2	2	11	7	6	0	0	0	0	0	0	0	0	0	0	0	0	0	0	28	29.5	36.7	25 to 35	64.3	13	46.4
08/09/2023	09:00	1	1	5	10	8	2	0	0	0	0	0	0	0	0	0	0	0	0	0	0	27	27.6	33.8	25 to 35	66.7	10	37.0
08/09/2023	10:00	0	2	3	5	8	3	0	1	0	0	0	0	0	0	0	0	0	0	0	0	22	29.5	36.7	25 to 35	59.1	12	54.5
08/09/2023	11:00	0	3	2	9	6	3	0	0	0	0	0	0	0	0	0	0	0	0	0	0	23	28	35	25 to 35	65.2	9	39.1
08/09/2023	12:00	2	2	1	6	6	3	0	0	0	0	0	0	0	0	0	0	0	0	0	0	20	27.4	35	25 to 35	60.0	9	45.0
08/09/2023	13:00	3	0	3	9	11	3	0	0	0	0	0	0	0	0	0	0	0	0	0	0	29	27.7	34.5	25 to 35	69.0	14	48.3
08/09/2023	14:00	0	0	3	13	7	0	0	0	0	0	0	0	0	0	0	0	0	0	0	0	23	28.1	32.9	25 to 35	87.0	7	30.4
08/09/2023	15:00	2	5	5	25	10	2	1	0	0	0	0	0	0	0	0	0	0	0	0	0	50	26.8	32.5	25 to 35	70.0	13	26.0
08/09/2023	16:00	2	1	5	18	8	6	1	0	0	0	0	0	0	0	0	0	0	0	0	0	41	28.2	35.8	25 to 35	63.4	15	36.6
08/09/2023	17:00	1	1	3	11	9	6	2	1	0	0	0	0	0	0	0	0	0	0	0	0	34	30.4	38.3	25 to 35	58.8	18	52.9
08/09/2023	18:00	1	2	1	13	5	1	0	0	0	0	0	0	0	0	0	0	0	0	0	0	23	27	33	25 to 35	78.3	6	26.1
08/09/2023	19:00	0	0	2	6	10	4	0	0	0	0	0	0	0	0	0	0	0	0	0	0	22	30.8	36.2	25 to 35	72.7	14	63.6
08/09/2023	20:00	1	1	3	6	1	1	0	0	0	0	0	0	0	0	0	0	0	0	0	0	13	25.3	30	20 to 30	69.2	2	15.4
08/09/2023	21:00	0	0	1	2	2	1	0	0	0	0	0	0	0	0	0	0	0	0	0	0	6	29.5	35	25 to 35	66.7	3	50.0
08/09/2023	22:00	0	2	0	0	1	0	0	0	0	0	0	0	0	0	0	0	0	0	0	0	3	22.3	35	10 to 20	66.7	1	33.3
08/09/2023	23:00	0	0	0	0	0	0	0	0	0	0	0	0	0	0	0	0	0	0	0	0	0	0	*	*	*	*	
24 Hr Summary		14	24	42	149	102	42	5	2	0	0	0	0	0	0	0	0	0	0	0	380	28.1	34.6	25 to 35	66.1	151	39.7	



Incoming Histogram

Tivetshall

from Mon-Sep-04-2023-08-00-AM to Fri-Sep-29-2023-05-59-AM

Date	Starting Hr:min	<15	15 to <20	20 to <25	25 to <30	30 to <35	35 to <40	40 to <45	45 to <50	50 to <55	55 to <60	60 to <65	65 to <70	70 to <75	75 to <80	80 to <85	85 to <90	90 to <95	95 to <100	100 to >105	Total Counts	Avg Speed (MPH)	85pet Speed	10MPH Pace	% in pace	# of Speeders	% Speeders	
09/09/2023	00:00	0	0	1	0	0	0	0	0	0	0	0	0	0	0	0	0	0	0	0	0	1	22	25	15 to 25	100.0	*	*
09/09/2023	01:00	0	0	0	0	0	0	0	0	0	0	0	0	0	0	0	0	0	0	0	0	0	0	0	*	*	*	*
09/09/2023	02:00	0	0	0	1	0	0	0	0	0	0	0	0	0	0	0	0	0	0	0	0	1	27	30	20 to 30	100.0	*	*
09/09/2023	03:00	0	0	0	0	0	0	0	0	0	0	0	0	0	0	0	0	0	0	0	0	0	0	0	*	*	*	*
09/09/2023	04:00	0	0	0	0	0	0	0	0	0	0	0	0	0	0	0	0	0	0	0	0	0	0	0	*	*	*	*
09/09/2023	05:00	0	1	0	0	1	0	0	0	0	0	0	0	0	0	0	0	0	0	0	0	2	24.5	35	10 to 20	50.0	1	50.0
09/09/2023	06:00	0	0	0	0	0	1	0	0	0	0	0	0	0	0	0	0	0	0	0	0	1	37	40	30 to 40	100.0	1	100.0
09/09/2023	07:00	0	0	3	2	1	0	0	0	0	0	0	0	0	0	0	0	0	0	0	0	6	25.3	30	20 to 30	83.3	1	16.7
09/09/2023	08:00	0	0	2	2	3	0	0	0	0	0	0	0	0	0	0	0	0	0	0	0	7	27.9	33.3	25 to 35	71.4	3	42.9
09/09/2023	09:00	1	0	3	4	2	1	0	0	0	0	0	0	0	0	0	0	0	0	0	0	11	25.6	32.5	20 to 30	63.6	3	27.3
09/09/2023	10:00	0	0	1	6	7	0	0	0	1	0	0	0	0	0	0	0	0	0	0	0	15	30.9	34.3	25 to 35	86.7	8	53.3
09/09/2023	11:00	0	1	10	11	1	1	0	0	0	0	0	0	0	0	0	0	0	0	0	0	24	25.3	29.1	20 to 30	87.5	2	8.3
09/09/2023	12:00	2	0	9	9	5	1	0	0	0	0	0	0	0	0	0	0	0	0	0	0	26	25.7	32	20 to 30	69.2	6	23.1
09/09/2023	13:00	0	1	5	12	6	2	0	0	0	0	0	0	0	0	0	0	0	0	0	0	26	27.8	33.3	25 to 35	69.2	8	30.8
09/09/2023	14:00	3	3	8	7	6	3	0	0	0	0	0	0	0	0	0	0	0	0	0	0	30	25.4	34.2	20 to 30	50.0	9	30.0
09/09/2023	15:00	1	3	4	4	2	0	1	0	0	0	0	0	0	0	0	0	0	0	0	0	15	24.1	32.5	20 to 30	53.3	3	20.0
09/09/2023	16:00	0	2	3	10	5	3	0	0	0	0	0	0	0	0	0	0	0	0	0	0	23	28	35	25 to 35	65.2	8	34.8
09/09/2023	17:00	4	5	7	8	0	1	1	0	0	0	0	0	0	0	0	0	0	0	0	0	26	22.6	28.8	20 to 30	57.7	2	7.7
09/09/2023	18:00	1	1	3	5	0	0	0	0	0	0	0	0	0	0	0	0	0	0	0	0	10	23.1	28	20 to 30	80.0	*	*
09/09/2023	19:00	1	1	4	7	2	0	0	0	0	0	0	0	0	0	0	0	0	0	0	0	15	24.5	30	20 to 30	73.3	2	13.3
09/09/2023	20:00	0	0	4	1	1	0	0	0	0	0	0	0	0	0	0	0	0	0	0	0	6	24.5	30	20 to 30	83.3	1	16.7
09/09/2023	21:00	0	0	3	2	3	1	0	0	0	0	0	0	0	0	0	0	0	0	0	0	9	28.2	35	20 to 30	55.6	4	44.4
09/09/2023	22:00	0	2	1	3	3	3	1	0	0	0	0	0	0	0	0	0	0	0	0	0	13	29.8	38.3	25 to 35	46.2	7	53.8
09/09/2023	23:00	0	0	1	0	1	0	0	0	0	0	0	0	0	0	0	0	0	0	0	0	2	27	35	15 to 25	50.0	1	50.0
24 Hr Summary		13	20	72	94	49	17	3	0	1	0	0	0	0	0	0	0	0	0	0	269	26.1	33.1	20 to 30	61.7	70	26.0	

Incoming Histogram

Tivetshall

from Mon-Sep-04-2023-08-00-AM to Fri-Sep-29-2023-05-59-AM

Date	Starting Hr:min	<15	15 to <20	20 to <25	25 to <30	30 to <35	35 to <40	40 to <45	45 to <50	50 to <55	55 to <60	60 to <65	65 to <70	70 to <75	75 to <80	80 to <85	85 to <90	90 to <95	95 to <100	100 to >105	Total Counts	Avg Speed (MPH)	85pct Speed	10MPH Pace	% in pace	# of Speeders	% Speeders		
10/09/2023	00:00	0	0	1	3	0	0	0	0	0	0	0	0	0	0	0	0	0	0	0	0	4	26	28.3	20 to 30	100.0	*	*	
10/09/2023	01:00	0	0	0	0	0	0	0	0	0	0	0	0	0	0	0	0	0	0	0	0	0	0	0	0	*	*	*	*
10/09/2023	02:00	0	0	0	0	0	0	0	0	0	0	0	0	0	0	0	0	0	0	0	0	0	0	0	0	*	*	*	*
10/09/2023	03:00	0	0	0	0	0	0	0	0	0	0	0	0	0	0	0	0	0	0	0	0	0	0	0	0	*	*	*	*
10/09/2023	04:00	0	0	0	0	0	0	0	0	0	0	0	0	0	0	0	0	0	0	0	0	0	0	0	0	*	*	*	*
10/09/2023	05:00	0	0	0	0	0	0	0	0	0	0	0	0	0	0	0	0	0	0	0	0	0	0	0	0	*	*	*	*
10/09/2023	06:00	0	0	0	0	0	0	0	0	0	0	0	0	0	0	0	0	0	0	0	0	0	0	0	0	*	*	*	*
10/09/2023	07:00	0	0	0	0	1	1	0	0	0	0	0	0	0	0	0	0	0	0	0	0	2	34.5	40	30 to 40	100.0	2	100.0	
10/09/2023	08:00	0	0	0	0	1	0	0	0	0	0	0	0	0	0	0	0	0	0	0	0	1	32	35	25 to 35	100.0	1	100.0	
10/09/2023	09:00	1	0	0	4	4	0	1	0	0	0	0	0	0	0	0	0	0	0	0	0	10	29.1	33.8	25 to 35	80.0	5	50.0	
10/09/2023	10:00	0	1	4	7	5	1	0	0	0	0	0	0	0	0	0	0	0	0	0	0	18	27.6	33	25 to 35	66.7	6	33.3	
10/09/2023	11:00	1	2	2	12	8	0	0	0	0	0	0	0	0	0	0	0	0	0	0	0	25	27	32.5	25 to 35	80.0	8	32.0	
10/09/2023	12:00	0	0	2	6	3	1	0	0	0	0	0	0	0	0	0	0	0	0	0	0	12	28.3	33.3	25 to 35	75.0	4	33.3	
10/09/2023	13:00	0	2	2	1	7	2	0	0	0	0	0	0	0	0	0	0	0	0	0	0	14	28.9	35	30 to 40	64.3	9	64.3	
10/09/2023	14:00	2	1	1	4	4	1	0	0	0	0	0	0	0	0	0	0	0	0	0	0	13	25.8	33.8	25 to 35	61.5	5	38.5	
10/09/2023	15:00	3	2	4	7	4	1	0	0	0	0	0	0	0	0	0	0	0	0	0	0	21	24.6	32.5	20 to 30	52.4	5	23.8	
10/09/2023	16:00	2	1	3	7	8	2	0	0	0	0	0	0	0	0	0	0	0	0	0	0	23	27	34.4	25 to 35	65.2	10	43.5	
10/09/2023	17:00	0	2	1	8	4	2	0	0	0	0	0	0	0	0	0	0	0	0	0	0	17	28.1	33.8	25 to 35	70.6	6	35.3	
10/09/2023	18:00	0	2	1	6	7	2	1	0	0	0	0	0	0	0	0	0	0	0	0	0	19	29.6	35	25 to 35	68.4	10	52.6	
10/09/2023	19:00	1	0	0	3	3	0	0	0	0	0	0	0	0	0	0	0	0	0	0	0	7	27.3	33.3	25 to 35	85.7	3	42.9	
10/09/2023	20:00	0	0	0	6	3	0	0	0	0	0	0	0	0	0	0	0	0	0	0	0	9	28.9	33.3	25 to 35	100.0	3	33.3	
10/09/2023	21:00	0	0	0	2	2	1	0	0	0	0	0	0	0	0	0	0	0	0	0	0	5	31	35	25 to 35	80.0	3	60.0	
10/09/2023	22:00	0	0	0	0	1	0	0	0	0	0	0	0	0	0	0	0	0	0	0	0	1	32	35	25 to 35	100.0	1	100.0	
10/09/2023	23:00	0	0	0	0	0	0	0	0	0	0	0	0	0	0	0	0	0	0	0	0	0	0	0	0	*	*	*	*
24 Hr Summary		10	13	21	76	65	14	2	0	0	0	0	0	0	0	0	0	0	0	0	201	27.7	33.9	25 to 35	70.1	81	40.3		

Incoming Histogram

Tivetshall

from Mon-Sep-04-2023-08-00-AM to Fri-Sep-29-2023-05-59-AM

Date	Starting Hr:min	<15	15 to <20	20 to <25	25 to <30	30 to <35	35 to <40	40 to <45	45 to <50	50 to <55	55 to <60	60 to <65	65 to <70	70 to <75	75 to <80	80 to <85	85 to <90	90 to <95	95 to <100	100 to >105	Total Counts	Avg Speed (MPH)	85pet Speed	10MPH Pace	% in pace	# of Speeders	% Speeders
11/09/2023	00:00	0	0	0	0	0	0	0	0	0	0	0	0	0	0	0	0	0	0	0	0	0	0	*	*	*	*
11/09/2023	01:00	0	0	0	0	0	0	0	0	0	0	0	0	0	0	0	0	0	0	0	0	0	0	*	*	*	*
11/09/2023	02:00	2	0	0	0	0	0	0	0	0	0	0	0	0	0	0	0	0	0	0	2	9.5	15	5 to 15	100.0	*	*
11/09/2023	03:00	0	0	0	0	0	0	0	0	0	0	0	0	0	0	0	0	0	0	0	0	0	0	*	*	*	*
11/09/2023	04:00	0	0	1	0	0	0	0	0	0	0	0	0	0	0	0	0	0	0	0	1	22	25	15 to 25	100.0	*	*
11/09/2023	05:00	0	0	0	0	3	0	0	0	0	0	0	0	0	0	0	0	0	0	0	3	32	35	25 to 35	100.0	3	100.0
11/09/2023	06:00	0	0	0	1	0	1	0	0	0	0	0	0	0	0	0	0	0	0	0	2	32	40	20 to 30	50.0	1	50.0
11/09/2023	07:00	3	3	0	7	3	0	1	0	0	0	0	0	0	0	0	0	0	0	0	17	23.6	31.7	25 to 35	58.8	4	23.5
11/09/2023	08:00	1	1	2	11	11	3	0	0	0	0	0	0	0	0	0	0	0	0	0	29	28.9	34.5	25 to 35	75.9	14	48.3
11/09/2023	09:00	2	1	2	6	6	2	0	0	0	0	0	0	0	0	0	0	0	0	0	19	26.6	34.2	25 to 35	63.2	8	42.1
11/09/2023	10:00	0	0	2	6	6	3	0	0	0	0	0	0	0	0	0	0	0	0	0	17	30.2	35	25 to 35	70.6	9	52.9
11/09/2023	11:00	2	1	3	12	5	1	0	1	0	0	0	0	0	0	0	0	0	0	0	25	27	33	25 to 35	68.0	7	28.0
11/09/2023	12:00	0	0	0	7	7	2	0	0	0	0	0	0	0	0	0	0	0	0	0	16	30.6	35	25 to 35	87.5	9	56.3
11/09/2023	13:00	1	0	3	8	6	1	0	0	0	0	0	0	0	0	0	0	0	0	0	19	27.6	33.3	25 to 35	73.7	7	36.8
11/09/2023	14:00	1	0	2	9	7	1	1	0	0	0	0	0	0	0	0	0	0	0	0	21	28.6	34.3	25 to 35	76.2	9	42.9
11/09/2023	15:00	2	5	8	9	9	7	0	0	0	0	0	0	0	0	0	0	0	0	0	40	26.9	35.7	25 to 35	45.0	16	40.0
11/09/2023	16:00	1	3	3	15	10	2	0	1	0	0	0	0	0	0	0	0	0	0	0	35	28.1	34	25 to 35	71.4	13	37.1
11/09/2023	17:00	0	0	5	16	8	2	1	0	0	0	0	0	0	0	0	0	0	0	0	32	28.8	33.8	25 to 35	75.0	11	34.4
11/09/2023	18:00	1	1	1	9	12	3	1	0	0	0	0	0	0	0	0	0	0	0	0	28	29.9	35	25 to 35	75.0	16	57.1
11/09/2023	19:00	1	1	1	6	7	0	0	0	0	0	0	0	0	0	0	0	0	0	0	16	27.4	33.6	25 to 35	81.3	7	43.8
11/09/2023	20:00	0	0	0	4	1	2	1	0	0	0	0	0	0	0	0	0	0	0	0	8	32	40	25 to 35	62.5	4	50.0
11/09/2023	21:00	0	0	0	0	2	1	0	0	0	0	0	0	0	0	0	0	0	0	0	3	33.7	40	30 to 40	100.0	3	100.0
11/09/2023	22:00	0	0	0	0	0	0	0	0	0	0	0	0	0	0	0	0	0	0	0	0	0	0	*	*	*	*
11/09/2023	23:00	0	1	0	0	0	0	0	0	0	0	0	0	0	0	0	0	0	0	0	1	17	20	10 to 20	100.0	*	*
24 Hr Summary		17	17	33	126	103	31	5	2	0	0	0	0	0	0	0	0	0	0	0	334	28.1	34.4	25 to 35	68.6	141	42.2

Incoming Histogram

Tivetshall

from Mon-Sep-04-2023-08-00-AM to Fri-Sep-29-2023-05-59-AM

Date	Starting Hr:min	<15	15 to <20	20 to <25	25 to <30	30 to <35	35 to <40	40 to <45	45 to <50	50 to <55	55 to <60	60 to <65	65 to <70	70 to <75	75 to <80	80 to <85	85 to <90	90 to <95	95 to <100	100 to >105	Total Counts	Avg Speed (MPH)	85pet Speed	10MPH Pace	% in pace	# of Speeders	% Speeders	
12/09/2023	00:00	0	0	0	0	0	0	0	0	0	0	0	0	0	0	0	0	0	0	0	0	0	0	*	*	*	*	
12/09/2023	01:00	0	0	0	0	0	0	0	0	0	0	0	0	0	0	0	0	0	0	0	0	0	0	*	*	*	*	
12/09/2023	02:00	0	0	0	0	0	0	0	0	0	0	0	0	0	0	0	0	0	0	0	0	0	0	*	*	*	*	
12/09/2023	03:00	0	0	0	0	0	0	0	0	0	0	0	0	0	0	0	0	0	0	0	0	0	0	*	*	*	*	
12/09/2023	04:00	0	0	0	0	0	0	0	0	0	0	0	0	0	0	0	0	0	0	0	0	0	0	*	*	*	*	
12/09/2023	05:00	0	0	0	0	1	0	0	0	0	0	0	0	0	0	0	0	0	0	0	0	1	32	35	25 to 35	100.0	1	100.0
12/09/2023	06:00	0	0	0	0	0	0	0	0	0	0	0	0	0	0	0	0	0	0	0	0	0	0	*	*	*	*	
12/09/2023	07:00	1	0	2	4	3	0	1	0	0	0	0	0	0	0	0	0	0	0	0	0	11	27.1	33.3	25 to 35	63.6	4	36.4
12/09/2023	08:00	0	0	2	12	8	5	1	0	0	0	0	0	0	0	0	0	0	0	0	0	28	30.6	37	25 to 35	71.4	14	50.0
12/09/2023	09:00	1	0	0	11	2	3	1	0	0	0	0	0	0	0	0	0	0	0	0	0	18	29.4	36.7	25 to 35	72.2	6	33.3
12/09/2023	10:00	0	0	5	5	4	0	0	0	0	0	0	0	0	0	0	0	0	0	0	0	14	26.8	32.5	20 to 30	71.4	4	28.6
12/09/2023	11:00	0	2	0	8	5	4	0	1	0	0	0	0	0	0	0	0	0	0	0	0	20	30.4	37.5	25 to 35	65.0	10	50.0
12/09/2023	12:00	4	3	1	9	8	1	0	0	0	0	0	0	0	0	0	0	0	0	0	0	26	25.2	33.1	25 to 35	65.4	9	34.6
12/09/2023	13:00	3	1	4	12	6	3	0	1	0	0	0	0	0	0	0	0	0	0	0	0	30	27.4	35	25 to 35	60.0	10	33.3
12/09/2023	14:00	14	0	3	10	5	0	1	0	0	0	0	0	0	0	0	0	0	0	0	0	33	19.6	31	25 to 35	45.5	6	18.2
12/09/2023	15:00	4	0	4	15	12	2	0	0	0	0	0	0	0	0	0	0	0	0	0	0	37	26.8	33.3	25 to 35	73.0	14	37.8
12/09/2023	16:00	1	1	5	20	15	2	1	0	0	0	0	0	0	0	0	0	0	0	0	0	45	28.5	33.7	25 to 35	77.8	18	40.0
12/09/2023	17:00	4	3	2	18	3	2	1	0	0	0	0	0	0	0	0	0	0	0	0	0	33	25.6	31.7	25 to 35	63.6	6	18.2
12/09/2023	18:00	63	2	3	7	5	2	0	0	0	0	0	0	0	0	0	0	0	0	0	0	82	12.4	26.4	5 to 15	76.8	7	8.5
12/09/2023	19:00	1	1	1	3	3	0	0	0	0	0	0	0	0	0	0	0	0	0	0	0	9	24.9	33.3	25 to 35	66.7	3	33.3
12/09/2023	20:00	0	1	1	6	3	0	0	0	0	0	0	0	0	0	0	0	0	0	0	0	11	27.1	31.7	25 to 35	81.8	3	27.3
12/09/2023	21:00	0	0	1	2	3	1	0	0	0	0	0	0	0	0	0	0	0	0	0	0	7	29.9	35	25 to 35	71.4	4	57.1
12/09/2023	22:00	0	0	0	1	2	0	1	0	0	0	0	0	0	0	0	0	0	0	0	0	4	33.3	35	25 to 35	75.0	3	75.0
12/09/2023	23:00	0	0	0	0	1	0	0	0	0	0	0	0	0	0	0	0	0	0	0	0	1	32	35	25 to 35	100.0	1	100.0
24 Hr Summary		96	14	34	143	89	25	7	2	0	0	0	0	0	0	0	0	0	0	0	410	24	33.4	25 to 35	56.6	123	30.0	

Incoming Histogram

Tivetshall

from Mon-Sep-04-2023-08-00-AM to Fri-Sep-29-2023-05-59-AM

Date	Starting Hr:min	<15	15 to <20	20 to <25	25 to <30	30 to <35	35 to <40	40 to <45	45 to <50	50 to <55	55 to <60	60 to <65	65 to <70	70 to <75	75 to <80	80 to <85	85 to <90	90 to <95	95 to <100	100 to >105	Total Counts	Avg Speed (MPH)	85pet Speed	10MPH Pace	% in pace	# of Speeders	% Speeders	
13/09/2023	00:00	0	1	0	0	0	0	0	0	0	0	0	0	0	0	0	0	0	0	0	0	1	17	20	10 to 20	100.0	*	*
13/09/2023	01:00	0	0	0	0	0	0	0	0	0	0	0	0	0	0	0	0	0	0	0	0	0	0	0	*	*	*	*
13/09/2023	02:00	0	0	0	1	0	0	0	0	0	0	0	0	0	0	0	0	0	0	0	0	1	27	30	20 to 30	100.0	*	*
13/09/2023	03:00	0	0	0	0	0	0	0	0	0	0	0	0	0	0	0	0	0	0	0	0	0	0	0	*	*	*	*
13/09/2023	04:00	0	0	0	0	0	0	0	0	0	0	0	0	0	0	0	0	0	0	0	0	0	0	0	*	*	*	*
13/09/2023	05:00	0	0	0	1	0	0	0	0	0	0	0	0	0	0	0	0	0	0	0	0	1	27	30	20 to 30	100.0	*	*
13/09/2023	06:00	0	0	0	0	1	1	0	0	0	0	0	0	0	0	0	0	0	0	0	0	2	34.5	40	30 to 40	100.0	2	100.0
13/09/2023	07:00	0	1	2	6	2	1	0	0	0	0	0	0	0	0	0	0	0	0	0	0	12	27.3	32.5	20 to 30	66.7	3	25.0
13/09/2023	08:00	1	2	2	9	6	1	0	0	0	0	0	0	0	0	0	0	0	0	0	0	21	26.7	33.3	25 to 35	71.4	7	33.3
13/09/2023	09:00	3	3	5	11	5	2	0	0	0	0	0	0	0	0	0	0	0	0	0	0	29	25.2	33	20 to 30	55.2	7	24.1
13/09/2023	10:00	0	0	1	3	6	1	0	0	0	0	0	0	0	0	0	0	0	0	0	0	11	30.3	34.2	25 to 35	81.8	7	63.6
13/09/2023	11:00	0	1	2	6	5	1	0	0	0	0	0	0	0	0	0	0	0	0	0	0	15	28.1	34	25 to 35	73.3	6	40.0
13/09/2023	12:00	4	2	3	8	7	2	0	0	0	0	1	0	0	0	0	0	0	0	0	0	27	26.3	34.3	25 to 35	55.6	10	37.0
13/09/2023	13:00	1	1	2	10	3	1	1	0	0	0	0	0	0	0	0	0	0	0	0	0	19	27.2	33.3	25 to 35	68.4	5	26.3
13/09/2023	14:00	2	3	2	6	5	6	0	0	0	0	0	0	0	0	0	0	0	0	0	0	24	27.5	36.7	25 to 35	45.8	11	45.8
13/09/2023	15:00	3	0	2	11	11	5	1	0	0	0	0	0	0	0	0	0	0	0	0	0	33	28.9	36	25 to 35	66.7	17	51.5
13/09/2023	16:00	0	1	0	18	8	3	0	0	0	0	0	0	0	0	0	0	0	0	0	0	30	29.3	34.4	25 to 35	86.7	11	36.7
13/09/2023	17:00	1	3	5	17	10	4	0	1	0	0	0	0	0	0	0	0	0	0	0	0	41	28.2	34.5	25 to 35	65.9	15	36.6
13/09/2023	18:00	2	1	3	4	5	2	0	0	0	0	0	0	0	0	0	0	0	0	0	0	17	26.5	34	25 to 35	52.9	7	41.2
13/09/2023	19:00	0	0	4	10	4	0	0	0	0	0	0	0	0	0	0	0	0	0	0	0	18	27.2	31.2	20 to 30	77.8	4	22.2
13/09/2023	20:00	0	1	0	4	3	2	1	0	0	0	0	0	0	0	0	0	0	0	0	0	11	30.7	37.5	25 to 35	63.6	6	54.5
13/09/2023	21:00	1	0	2	2	1	1	1	0	0	0	0	0	0	0	0	0	0	0	0	0	8	27.1	40	20 to 30	50.0	3	37.5
13/09/2023	22:00	0	0	2	1	0	0	1	0	0	0	0	0	0	0	0	0	0	0	0	0	4	28.3	30	20 to 30	75.0	1	25.0
13/09/2023	23:00	0	0	0	0	0	0	0	0	0	0	0	0	0	0	0	0	0	0	0	0	0	0	0	*	*	*	*
24 Hr Summary		18	20	37	128	82	33	5	1	0	0	1	0	0	0	0	0	0	0	0	0	325	27.7	34.5	25 to 35	64.6	122	37.5

Incoming Histogram

Tivetshall

from Mon-Sep-04-2023-08-00-AM to Fri-Sep-29-2023-05-59-AM

Date	Starting Hr:min	<15	15 to <20	20 to <25	25 to <30	30 to <35	35 to <40	40 to <45	45 to <50	50 to <55	55 to <60	60 to <65	65 to <70	70 to <75	75 to <80	80 to <85	85 to <90	90 to <95	95 to <100	100 to >105	Total Counts	Avg Speed (MPH)	85pet Speed	10MPH Pace	% in pace	# of Speeders	% Speeders	
14/09/2023	00:00	0	0	0	0	0	0	0	1	0	0	0	0	0	0	0	0	0	0	0	0	1	47	50	40 to 50	100.0	1	100.0
14/09/2023	01:00	0	0	0	0	0	0	0	0	0	0	0	0	0	0	0	0	0	0	0	0	0	0	0	*	*	*	*
14/09/2023	02:00	0	0	0	0	0	0	0	0	0	0	0	0	0	0	0	0	0	0	0	0	0	0	0	*	*	*	*
14/09/2023	03:00	0	0	0	0	0	0	0	0	0	0	0	0	0	0	0	0	0	0	0	0	0	0	0	*	*	*	*
14/09/2023	04:00	0	0	0	0	0	0	0	0	0	0	0	0	0	0	0	0	0	0	0	0	0	0	0	*	*	*	*
14/09/2023	05:00	0	0	0	1	0	0	0	0	0	0	0	0	0	0	0	0	0	0	0	0	1	27	30	20 to 30	100.0	*	*
14/09/2023	06:00	0	0	0	0	0	0	0	0	0	0	0	0	0	0	0	0	0	0	0	0	0	0	0	*	*	*	*
14/09/2023	07:00	1	3	1	6	3	1	2	0	0	0	0	0	0	0	0	0	0	0	0	0	17	27.1	35	25 to 35	52.9	6	35.3
14/09/2023	08:00	1	0	1	8	6	4	4	0	0	0	0	0	0	0	0	0	0	0	0	0	24	31.8	40	25 to 35	58.3	14	58.3
14/09/2023	09:00	0	0	3	6	8	2	3	0	0	0	0	0	0	0	0	0	0	0	0	0	22	31.3	40	25 to 35	63.6	13	59.1
14/09/2023	10:00	0	2	6	6	7	0	1	1	0	0	0	0	0	0	0	0	0	0	0	0	23	28.1	34.3	25 to 35	56.5	9	39.1
14/09/2023	11:00	2	2	2	12	4	2	1	0	0	0	0	0	0	0	0	0	0	0	0	0	25	27	33.8	25 to 35	64.0	7	28.0
14/09/2023	12:00	2	0	3	9	8	4	0	0	0	0	0	0	0	0	0	0	0	0	0	0	26	28.5	35	25 to 35	65.4	12	46.2
14/09/2023	13:00	1	1	2	9	6	1	2	0	0	0	0	0	0	0	0	0	0	0	0	0	22	28.8	35	25 to 35	68.2	9	40.9
14/09/2023	14:00	1	1	3	18	9	1	1	0	0	0	0	0	0	0	0	0	0	0	0	0	34	28.1	33.3	25 to 35	79.4	11	32.4
14/09/2023	15:00	1	2	0	19	10	2	2	0	0	0	0	0	0	0	0	0	0	0	0	0	36	29.1	34.5	25 to 35	80.6	14	38.9
14/09/2023	16:00	0	1	1	17	11	0	1	0	0	0	0	0	0	0	0	0	0	0	0	0	31	29	33.2	25 to 35	90.3	12	38.7
14/09/2023	17:00	1	1	5	16	7	2	1	0	0	0	0	0	0	0	0	0	0	0	0	0	33	27.7	33.6	25 to 35	69.7	10	30.3
14/09/2023	18:00	2	4	8	17	9	2	1	0	0	0	0	0	0	0	0	0	0	0	0	0	43	26.5	33.3	25 to 35	60.5	12	27.9
14/09/2023	19:00	0	0	1	6	7	1	1	0	0	0	0	0	0	0	0	0	0	0	0	0	16	30.6	35	25 to 35	81.3	9	56.3
14/09/2023	20:00	0	1	0	1	2	0	0	0	0	0	0	0	0	0	0	0	0	0	0	0	4	27	32.5	25 to 35	75.0	2	50.0
14/09/2023	21:00	0	0	0	5	6	2	0	1	0	0	0	0	0	0	0	0	0	0	0	0	14	32.1	37.5	25 to 35	78.6	9	64.3
14/09/2023	22:00	0	0	0	1	2	0	0	0	0	0	0	0	0	0	0	0	0	0	0	0	3	30.7	35	25 to 35	100.0	2	66.7
14/09/2023	23:00	0	0	0	0	0	1	0	0	0	0	0	0	0	0	0	0	0	0	0	0	1	37	40	30 to 40	100.0	1	100.0
24 Hr Summary		12	18	36	157	105	25	20	3	0	0	0	0	0	0	0	0	0	0	0	376	28.8	34.6	25 to 35	69.7	153	40.7	

Incoming Histogram

Tivetshall

from Mon-Sep-04-2023-08-00-AM to Fri-Sep-29-2023-05-59-AM

Date	Starting Hr:min	<15	15 to <20	20 to <25	25 to <30	30 to <35	35 to <40	40 to <45	45 to <50	50 to <55	55 to <60	60 to <65	65 to <70	70 to <75	75 to <80	80 to <85	85 to <90	90 to <95	95 to <100	100 to >105	Total Counts	Avg Speed (MPH)	85pet Speed	10MPH Pace	% in pace	# of Speeders	% Speeders
15/09/2023	00:00	0	0	0	0	0	0	0	0	0	0	0	0	0	0	0	0	0	0	0	0	0	0	*	*	*	*
15/09/2023	01:00	0	0	0	0	0	0	0	0	0	0	0	0	0	0	0	0	0	0	0	0	0	0	*	*	*	*
15/09/2023	02:00	0	1	0	0	0	0	0	0	0	0	0	0	0	0	0	0	0	0	0	1	17	20	10 to 20	100.0	*	*
15/09/2023	03:00	0	0	0	0	0	0	0	0	0	0	0	0	0	0	0	0	0	0	0	0	0	0	*	*	*	*
15/09/2023	04:00	0	0	0	0	0	0	0	0	0	0	0	0	0	0	0	0	0	0	0	0	0	0	*	*	*	*
15/09/2023	05:00	0	0	0	2	0	0	1	0	0	0	0	0	0	0	0	0	0	0	0	3	32	45	20 to 30	66.7	1	33.3
15/09/2023	06:00	0	0	0	0	3	0	0	0	0	0	0	0	0	0	0	0	0	0	0	3	32	35	25 to 35	100.0	3	100.0
15/09/2023	07:00	0	1	4	5	3	0	2	0	0	0	0	0	0	0	0	0	0	0	0	15	28.2	35	20 to 30	60.0	5	33.3
15/09/2023	08:00	1	0	2	19	7	2	1	0	0	0	0	0	0	0	0	0	0	0	0	32	28.7	33.6	25 to 35	81.3	10	31.3
15/09/2023	09:00	0	0	2	9	4	1	0	0	0	0	0	0	0	0	0	0	0	0	0	16	28.4	33.8	25 to 35	81.3	5	31.3
15/09/2023	10:00	0	1	4	9	3	2	0	0	0	0	0	0	0	0	0	0	0	0	0	19	27.4	33.3	20 to 30	68.4	5	26.3
15/09/2023	11:00	0	1	5	11	6	1	1	0	1	0	0	0	0	0	0	0	0	0	0	26	28.8	34.2	25 to 35	65.4	9	34.6
15/09/2023	12:00	2	0	3	10	8	2	2	0	0	0	0	0	0	0	0	0	0	0	0	27	28.7	35	25 to 35	66.7	12	44.4
15/09/2023	13:00	0	2	1	9	6	1	1	0	0	0	0	0	0	0	0	0	0	0	0	20	28.7	34.2	25 to 35	75.0	8	40.0
15/09/2023	14:00	0	2	5	11	8	4	1	0	0	0	0	0	0	0	0	0	0	0	0	31	28.8	35	25 to 35	61.3	13	41.9
15/09/2023	15:00	1	2	3	16	12	2	0	0	0	0	0	0	0	0	0	0	0	0	0	36	28.1	33.8	25 to 35	77.8	14	38.9
15/09/2023	16:00	0	3	2	21	12	1	1	0	0	0	0	0	0	0	0	0	0	0	0	40	28.4	33.3	25 to 35	82.5	14	35.0
15/09/2023	17:00	0	0	4	12	10	5	1	0	0	0	0	0	0	0	0	0	0	0	0	32	30.2	36	25 to 35	68.8	16	50.0
15/09/2023	18:00	0	1	2	10	7	2	0	0	0	0	0	0	0	0	0	0	0	0	0	22	28.8	34.3	25 to 35	77.3	9	40.9
15/09/2023	19:00	1	3	7	3	5	0	0	0	0	0	0	0	0	0	0	0	0	0	0	19	24.4	32	15 to 25	52.6	5	26.3
15/09/2023	20:00	0	0	1	3	6	4	0	0	0	0	0	0	0	0	0	0	0	0	0	14	31.9	37.5	30 to 40	71.4	10	71.4
15/09/2023	21:00	0	0	1	0	2	2	0	1	0	0	0	0	0	0	0	0	0	0	0	6	34.5	40	30 to 40	66.7	5	83.3
15/09/2023	22:00	0	0	2	1	3	0	1	0	0	0	0	0	0	0	0	0	0	0	0	7	30	35	25 to 35	57.1	4	57.1
15/09/2023	23:00	0	0	0	0	0	0	1	0	0	0	0	0	0	0	0	0	0	0	0	1	42	45	35 to 45	100.0	1	100.0
24 Hr Summary		5	17	48	151	105	29	13	1	1	0	0	0	0	0	0	0	0	0	0	370	28.8	34.4	25 to 35	69.2	149	40.3

Incoming Histogram

Tivetshall

from Mon-Sep-04-2023-08-00-AM to Fri-Sep-29-2023-05-59-AM

Date	Starting Hr:min	<15	15 to <20	20 to <25	25 to <30	30 to <35	35 to <40	40 to <45	45 to <50	50 to <55	55 to <60	60 to <65	65 to <70	70 to <75	75 to <80	80 to <85	85 to <90	90 to <95	95 to <100	100 to >105	Total Counts	Avg Speed (MPH)	85pct Speed	10MPH Pace	% in pace	# of Speeders	% Speeders	
16/09/2023	00:00	0	0	0	0	2	0	0	0	0	0	0	0	0	0	0	0	0	0	0	0	2	32.5	35	25 to 35	100.0	2	100.0
16/09/2023	01:00	0	0	0	0	0	0	0	0	0	0	0	0	0	0	0	0	0	0	0	0	0	0	0	*	*	*	*
16/09/2023	02:00	0	0	0	0	1	0	0	0	0	0	0	0	0	0	0	0	0	0	0	0	1	32	35	25 to 35	100.0	1	100.0
16/09/2023	03:00	0	0	0	0	0	0	0	0	0	0	0	0	0	0	0	0	0	0	0	0	0	0	0	*	*	*	*
16/09/2023	04:00	0	0	0	0	0	0	0	0	0	0	0	0	0	0	0	0	0	0	0	0	0	0	0	*	*	*	*
16/09/2023	05:00	0	0	0	0	0	0	0	0	0	0	0	0	0	0	0	0	0	0	0	0	0	0	0	*	*	*	*
16/09/2023	06:00	0	0	0	0	0	0	0	0	0	0	0	0	0	0	0	0	0	0	0	0	0	0	0	*	*	*	*
16/09/2023	07:00	0	2	0	1	1	0	0	0	0	0	0	0	0	0	0	0	0	0	0	0	4	23.3	30	10 to 20	50.0	1	25.0
16/09/2023	08:00	0	0	1	3	2	1	0	0	0	0	0	0	0	0	0	0	0	0	0	0	7	29.1	35	25 to 35	71.4	3	42.9
16/09/2023	09:00	1	0	1	4	5	0	0	0	0	0	0	0	0	0	0	0	0	0	0	0	11	27.5	33	25 to 35	81.8	5	45.5
16/09/2023	10:00	0	0	1	8	6	1	0	0	0	0	0	0	0	0	0	0	0	0	0	0	16	29.3	34.2	25 to 35	87.5	7	43.8
16/09/2023	11:00	0	1	1	11	2	1	1	0	1	0	0	0	0	0	0	0	0	0	0	0	18	29.6	35	25 to 35	72.2	5	27.8
16/09/2023	12:00	1	0	3	5	7	1	0	0	0	0	0	0	0	0	0	0	0	0	0	0	17	28.1	33.6	25 to 35	70.6	8	47.1
16/09/2023	13:00	3	2	3	10	3	2	0	0	0	0	0	0	0	0	0	0	0	0	0	0	23	24.5	33.3	20 to 30	56.5	5	21.7
16/09/2023	14:00	0	0	1	5	7	4	0	0	0	0	0	0	0	0	0	0	0	0	0	0	17	31.4	36.2	25 to 35	70.6	11	64.7
16/09/2023	15:00	1	2	4	6	3	0	0	0	0	0	0	0	0	0	0	0	0	0	0	0	16	24.3	31.7	20 to 30	62.5	3	18.8
16/09/2023	16:00	0	0	0	10	7	4	0	0	0	0	0	0	0	0	0	0	0	0	0	0	21	30.8	36.2	25 to 35	81.0	11	52.4
16/09/2023	17:00	1	0	0	12	6	4	2	0	0	0	0	0	0	0	0	0	0	0	0	0	25	30.6	37.5	25 to 35	72.0	12	48.0
16/09/2023	18:00	3	0	2	6	3	2	1	0	0	0	0	0	0	0	0	0	0	0	0	0	17	26.5	35	25 to 35	52.9	6	35.3
16/09/2023	19:00	0	1	1	3	3	2	0	0	0	0	0	0	0	0	0	0	0	0	0	0	10	29	35	25 to 35	60.0	5	50.0
16/09/2023	20:00	0	3	0	4	2	0	0	0	0	0	0	0	0	0	0	0	0	0	0	0	9	24.8	32.5	25 to 35	66.7	2	22.2
16/09/2023	21:00	0	0	0	2	0	3	0	1	0	0	0	0	0	0	0	0	0	0	0	0	6	35.3	40	30 to 40	50.0	4	66.7
16/09/2023	22:00	0	0	0	0	1	0	0	0	0	0	0	0	0	0	0	0	0	0	0	0	1	32	35	25 to 35	100.0	1	100.0
16/09/2023	23:00	0	0	0	2	3	2	0	0	0	0	0	0	0	0	0	0	0	0	0	0	7	32.3	37.5	25 to 35	71.4	5	71.4
24 Hr Summary		10	11	18	92	64	27	4	1	1	0	0	0	0	0	0	0	0	0	0	228	28.5	34.9	25 to 35	68.4	97	42.5	



Incoming Histogram

Tivetshall

from Mon-Sep-04-2023-08-00-AM to Fri-Sep-29-2023-05-59-AM

Date	Starting Hr:min	<15	15 to <20	20 to <25	25 to <30	30 to <35	35 to <40	40 to <45	45 to <50	50 to <55	55 to <60	60 to <65	65 to <70	70 to <75	75 to <80	80 to <85	85 to <90	90 to <95	95 to <100	100 to >105	Total Counts	Avg Speed (MPH)	85pet Speed	10MPH Pace	% in pace	# of Speeders	% Speeders	
17/09/2023	00:00	0	0	0	0	1	0	0	0	0	0	0	0	0	0	0	0	0	0	0	0	1	32	35	25 to 35	100.0	1	100.0
17/09/2023	01:00	0	0	0	0	1	1	0	0	0	0	0	0	0	0	0	0	0	0	0	0	2	34.5	40	30 to 40	100.0	2	100.0
17/09/2023	02:00	0	0	0	0	0	0	0	0	0	0	0	0	0	0	0	0	0	0	0	0	0	0	0	*	*	*	*
17/09/2023	03:00	0	0	0	0	0	0	0	0	0	0	0	0	0	0	0	0	0	0	0	0	0	0	0	*	*	*	*
17/09/2023	04:00	0	0	0	0	0	0	0	0	0	0	0	0	0	0	0	0	0	0	0	0	0	0	0	*	*	*	*
17/09/2023	05:00	0	1	0	0	0	0	0	0	0	0	0	0	0	0	0	0	0	0	0	0	1	17	20	10 to 20	100.0	*	*
17/09/2023	06:00	0	0	0	0	1	0	1	0	0	0	0	0	0	0	0	0	0	0	0	0	2	37	45	25 to 35	50.0	2	100.0
17/09/2023	07:00	0	1	1	0	0	0	0	0	0	0	0	0	0	0	0	0	0	0	0	0	2	19.5	25	15 to 25	100.0	*	*
17/09/2023	08:00	0	0	0	0	1	2	0	0	0	0	0	0	0	0	0	0	0	0	0	0	3	35.3	40	30 to 40	100.0	3	100.0
17/09/2023	09:00	1	0	0	6	6	2	1	0	0	0	0	0	0	0	0	0	0	0	0	0	16	29.9	37.5	25 to 35	75.0	9	56.3
17/09/2023	10:00	3	1	3	4	3	0	0	0	0	0	0	0	0	0	0	0	0	0	0	0	14	22.9	31.7	20 to 30	50.0	3	21.4
17/09/2023	11:00	10	1	3	6	3	2	1	0	0	0	0	0	0	0	0	0	0	0	0	0	26	20.7	33.3	5 to 15	38.5	6	23.1
17/09/2023	12:00	0	3	2	10	4	0	0	0	0	0	0	0	0	0	0	0	0	0	0	0	19	26.2	31.2	25 to 35	73.7	4	21.1
17/09/2023	13:00	0	0	1	5	0	2	0	0	0	0	0	0	0	0	0	0	0	0	0	0	8	28.9	37.5	20 to 30	75.0	2	25.0
17/09/2023	14:00	3	3	4	16	10	3	1	0	0	0	0	0	0	0	0	0	0	0	0	0	40	27	34	25 to 35	65.0	14	35.0
17/09/2023	15:00	1	0	5	5	9	1	2	0	0	0	0	0	0	0	0	0	0	0	0	0	23	29	35	25 to 35	60.9	12	52.2
17/09/2023	16:00	1	0	1	3	5	1	1	0	0	0	0	0	0	0	0	0	0	0	0	0	12	29.6	35	25 to 35	66.7	7	58.3
17/09/2023	17:00	1	0	3	4	3	0	0	0	0	0	0	0	0	0	0	0	0	0	0	0	11	25.7	31.7	20 to 30	63.6	3	27.3
17/09/2023	18:00	1	1	1	5	2	2	1	0	0	0	0	0	0	0	0	0	0	0	0	0	13	28.2	37.5	25 to 35	53.8	5	38.5
17/09/2023	19:00	1	0	2	2	5	1	0	0	0	0	0	0	0	0	0	0	0	0	0	0	11	28	34	25 to 35	63.6	6	54.5
17/09/2023	20:00	1	0	1	0	3	1	0	0	0	0	0	0	0	0	0	0	0	0	0	0	6	27.8	35	30 to 40	66.7	4	66.7
17/09/2023	21:00	0	0	0	1	3	0	1	0	0	0	0	0	0	0	0	0	0	0	0	0	5	33	35	25 to 35	80.0	4	80.0
17/09/2023	22:00	0	0	0	1	1	0	0	0	0	0	0	0	0	0	0	0	0	0	0	0	2	29.5	35	25 to 35	100.0	1	50.0
17/09/2023	23:00	0	0	0	0	0	0	1	0	0	0	0	0	0	0	0	0	0	0	0	0	1	42	45	35 to 45	100.0	1	100.0
24 Hr Summary		23	11	27	68	61	18	10	0	0	0	0	0	0	0	0	0	0	0	0	0	218	27	34.6	25 to 35	59.2	89	40.8

Incoming Histogram

Tivetshall

from Mon-Sep-04-2023-08-00-AM to Fri-Sep-29-2023-05-59-AM

Date	Starting Hr:min	<15	15 to <20	20 to <25	25 to <30	30 to <35	35 to <40	40 to <45	45 to <50	50 to <55	55 to <60	60 to <65	65 to <70	70 to <75	75 to <80	80 to <85	85 to <90	90 to <95	95 to <100	100 to >105	Total Counts	Avg Speed (MPH)	85pet Speed	10MPH Pace	% in pace	# of Speeders	% Speeders
18/09/2023	00:00	0	0	0	0	0	0	0	0	0	0	0	0	0	0	0	0	0	0	0	0	0	0	*	*	*	*
18/09/2023	01:00	20	0	0	0	0	0	0	0	0	0	0	0	0	0	0	0	0	0	0	20	7.4	9.2	0 to 10	100.0	*	*
18/09/2023	02:00	0	1	0	0	1	0	0	0	0	0	0	0	0	0	0	0	0	0	0	2	24.5	35	10 to 20	50.0	1	50.0
18/09/2023	03:00	0	0	0	0	0	0	0	0	0	0	0	0	0	0	0	0	0	0	0	0	0	0	*	*	*	*
18/09/2023	04:00	0	0	0	0	0	0	0	0	0	0	0	0	0	0	0	0	0	0	0	0	0	0	*	*	*	*
18/09/2023	05:00	0	0	0	1	0	1	0	0	0	0	0	0	0	0	0	0	0	0	0	2	32	40	20 to 30	50.0	1	50.0
18/09/2023	06:00	0	0	0	3	1	1	0	0	0	0	0	0	0	0	0	0	0	0	0	5	30.2	35	25 to 35	80.0	2	40.0
18/09/2023	07:00	0	1	1	6	9	4	0	0	0	1	0	0	0	0	0	0	0	0	0	22	31.9	37.5	25 to 35	68.2	14	63.6
18/09/2023	08:00	2	3	3	9	7	4	1	1	0	0	0	0	0	0	0	0	0	0	0	30	28.1	37.5	25 to 35	53.3	13	43.3
18/09/2023	09:00	2	1	2	9	6	1	0	1	0	0	0	0	0	0	0	0	0	0	0	22	27.4	34.2	25 to 35	68.2	8	36.4
18/09/2023	10:00	0	0	5	8	3	1	0	0	0	0	0	0	0	0	0	0	0	0	0	17	27.1	31.7	20 to 30	76.5	4	23.5
18/09/2023	11:00	0	0	3	7	5	2	0	0	0	0	0	0	0	0	0	0	0	0	0	17	29	34	25 to 35	70.6	7	41.2
18/09/2023	12:00	2	1	2	11	9	1	1	0	0	0	0	0	0	0	0	0	0	0	0	27	27.7	33.9	25 to 35	74.1	11	40.7
18/09/2023	13:00	0	0	0	11	8	4	1	1	0	0	0	0	0	0	0	0	0	0	0	25	31.9	37.5	25 to 35	76.0	14	56.0
18/09/2023	14:00	1	2	3	9	6	2	0	0	1	0	0	0	0	0	0	0	0	0	0	24	28.2	34.2	25 to 35	62.5	9	37.5
18/09/2023	15:00	0	2	6	19	12	5	1	0	0	0	0	0	0	0	0	0	0	0	0	45	29	34.6	25 to 35	68.9	18	40.0
18/09/2023	16:00	1	0	4	13	7	1	0	0	0	0	0	0	0	0	0	0	0	0	0	26	27.7	32.9	25 to 35	76.9	8	30.8
18/09/2023	17:00	0	2	4	9	7	3	0	1	0	0	0	0	0	0	0	0	0	0	0	26	29	35	25 to 35	61.5	11	42.3
18/09/2023	18:00	0	1	1	12	7	1	0	0	0	0	0	0	0	0	0	0	0	0	0	22	28.5	33.6	25 to 35	86.4	8	36.4
18/09/2023	19:00	1	2	1	4	4	2	0	0	0	0	0	0	0	0	0	0	0	0	0	14	26.7	35	25 to 35	57.1	6	42.9
18/09/2023	20:00	0	0	0	0	0	1	0	0	0	0	0	0	0	0	0	0	0	0	0	1	37	40	30 to 40	100.0	1	100.0
18/09/2023	21:00	1	0	1	2	1	2	0	0	0	0	0	0	0	0	0	0	0	0	0	7	27.7	37.5	20 to 30	42.9	3	42.9
18/09/2023	22:00	0	0	0	1	2	0	2	0	0	0	0	0	0	0	0	0	0	0	0	5	35	42.5	25 to 35	60.0	4	80.0
18/09/2023	23:00	0	0	0	0	0	1	0	0	0	0	0	0	0	0	0	0	0	0	0	1	37	40	30 to 40	100.0	1	100.0
24 Hr Summary		30	16	36	134	95	37	6	4	1	0	1	0	0	0	0	0	0	0	0	360	27.7	34.7	25 to 35	63.6	144	40.0

Incoming Histogram

Tivetshall

from Mon-Sep-04-2023-08-00-AM to Fri-Sep-29-2023-05-59-AM

Date	Starting Hr:min	<15	15 to <20	20 to <25	25 to <30	30 to <35	35 to <40	40 to <45	45 to <50	50 to <55	55 to <60	60 to <65	65 to <70	70 to <75	75 to <80	80 to <85	85 to <90	90 to <95	95 to <100	100 to >105	Total Counts	Avg Speed (MPH)	85pet Speed	10MPH Pace	% in pace	# of Speeders	% Speeders	
19/09/2023	00:00	0	0	0	0	0	0	0	0	0	0	0	0	0	0	0	0	0	0	0	0	0	0	*	*	*	*	
19/09/2023	01:00	0	0	0	0	0	0	0	0	0	0	0	0	0	0	0	0	0	0	0	0	0	0	*	*	*	*	
19/09/2023	02:00	0	0	0	0	0	0	0	0	0	0	0	0	0	0	0	0	0	0	0	0	0	0	*	*	*	*	
19/09/2023	03:00	0	0	0	0	0	0	0	0	0	0	0	0	0	0	0	0	0	0	0	0	0	0	*	*	*	*	
19/09/2023	04:00	0	0	0	0	0	0	0	0	0	0	0	0	0	0	0	0	0	0	0	0	0	0	*	*	*	*	
19/09/2023	05:00	1	0	0	0	0	0	0	0	0	0	0	0	0	0	0	0	0	0	0	0	1	7	10	0 to 10	100.0	*	*
19/09/2023	06:00	0	0	0	1	0	0	0	0	0	0	0	0	0	0	0	0	0	0	0	0	1	27	30	20 to 30	100.0	*	*
19/09/2023	07:00	0	1	1	2	4	1	1	0	0	0	0	0	0	0	0	0	0	0	0	0	10	30	35	25 to 35	60.0	6	60.0
19/09/2023	08:00	1	2	1	10	14	2	1	0	0	0	0	0	0	0	0	0	0	0	0	0	31	29.2	34.3	25 to 35	77.4	17	54.8
19/09/2023	09:00	1	2	0	5	2	2	1	0	0	0	0	0	0	0	0	0	0	0	0	0	13	27.5	37.5	25 to 35	53.8	5	38.5
19/09/2023	10:00	0	6	8	9	4	2	0	0	0	0	0	0	0	0	0	0	0	0	0	0	29	25.2	32.5	20 to 30	58.6	6	20.7
19/09/2023	11:00	1	2	5	8	5	4	0	1	0	0	0	0	0	0	0	0	0	0	0	0	26	27.9	36.2	20 to 30	50.0	10	38.5
19/09/2023	12:00	3	3	10	11	9	3	0	0	0	0	0	0	0	0	0	0	0	0	0	0	39	25.8	33.3	20 to 30	53.8	12	30.8
19/09/2023	13:00	2	0	2	8	9	2	0	1	0	0	0	0	0	0	0	0	0	0	0	0	24	28.8	34.4	25 to 35	70.8	12	50.0
19/09/2023	14:00	0	2	3	8	7	3	1	0	0	0	0	0	0	0	0	0	0	0	0	0	24	29.1	35	25 to 35	62.5	11	45.8
19/09/2023	15:00	2	1	5	16	14	3	1	0	0	0	0	0	0	0	0	0	0	0	0	0	42	28.3	34.3	25 to 35	71.4	18	42.9
19/09/2023	16:00	0	3	7	15	19	6	3	0	0	0	0	0	0	0	0	0	0	0	0	0	53	29.8	35.8	25 to 35	64.2	28	52.8
19/09/2023	17:00	1	1	5	16	17	13	5	3	0	0	0	0	0	0	0	0	0	0	0	0	61	32.2	39.6	25 to 35	54.1	38	62.3
19/09/2023	18:00	1	2	2	7	6	1	0	1	0	0	0	0	0	0	0	0	0	0	0	0	20	27.9	34.2	25 to 35	65.0	8	40.0
19/09/2023	19:00	2	1	1	9	6	1	0	0	0	0	0	0	0	0	0	0	0	0	0	0	20	26.6	33.3	25 to 35	75.0	7	35.0
19/09/2023	20:00	0	0	0	0	3	3	0	1	0	0	0	0	0	0	0	0	0	0	0	0	7	36.3	40	30 to 40	85.7	7	100.0
19/09/2023	21:00	0	0	1	0	3	0	0	0	0	0	0	0	0	0	0	0	0	0	0	0	4	29.5	33.3	25 to 35	75.0	3	75.0
19/09/2023	22:00	0	0	0	1	1	2	0	0	0	0	0	0	0	0	0	0	0	0	0	0	4	33.3	37.5	30 to 40	75.0	3	75.0
19/09/2023	23:00	0	1	0	0	0	0	0	0	0	0	0	0	0	0	0	0	0	0	0	0	1	17	20	10 to 20	100.0	*	*
24 Hr Summary		15	27	51	126	123	48	13	7	0	0	0	0	0	0	0	0	0	0	0	0	410	28.8	35.6	25 to 35	60.7	191	46.6

Incoming Histogram

Tivetshall

from Mon-Sep-04-2023-08-00-AM to Fri-Sep-29-2023-05-59-AM

Date	Starting Hr:min	<15	15 to <20	20 to <25	25 to <30	30 to <35	35 to <40	40 to <45	45 to <50	50 to <55	55 to <60	60 to <65	65 to <70	70 to <75	75 to <80	80 to <85	85 to <90	90 to <95	95 to <100	100 to >105	Total Counts	Avg Speed (MPH)	85pet Speed	10MPH Pace	% in pace	# of Speeders	% Speeders	
20/09/2023	00:00	1	0	0	0	0	0	0	0	0	0	0	0	0	0	0	0	0	0	0	0	1	12	15	5 to 15	100.0	*	*
20/09/2023	01:00	0	0	0	0	0	0	0	0	0	0	0	0	0	0	0	0	0	0	0	0	0	0	0	*	*	*	*
20/09/2023	02:00	0	0	0	0	0	1	0	0	0	0	0	0	0	0	0	0	0	0	0	0	1	37	40	30 to 40	100.0	1	100.0
20/09/2023	03:00	0	0	0	0	0	0	0	0	0	0	0	0	0	0	0	0	0	0	0	0	0	0	0	*	*	*	*
20/09/2023	04:00	0	0	0	0	0	0	0	0	0	0	0	0	0	0	0	0	0	0	0	0	0	0	0	*	*	*	*
20/09/2023	05:00	0	0	0	0	0	0	0	0	0	0	0	0	0	0	0	0	0	0	0	0	0	0	0	*	*	*	*
20/09/2023	06:00	0	1	0	3	0	1	2	0	0	0	0	0	0	0	0	0	0	0	0	0	7	31.4	42.5	20 to 30	42.9	3	42.9
20/09/2023	07:00	0	2	3	15	11	6	1	0	0	0	0	0	0	0	0	0	0	0	0	0	38	29.9	35.8	25 to 35	68.4	18	47.4
20/09/2023	08:00	0	3	2	17	16	8	1	4	0	0	0	0	0	0	0	0	0	0	0	0	51	31.5	38.1	25 to 35	64.7	29	56.9
20/09/2023	09:00	0	0	1	15	4	0	2	0	0	0	0	0	0	0	0	0	0	0	0	0	22	29.3	33.8	25 to 35	86.4	6	27.3
20/09/2023	10:00	0	2	1	11	11	6	2	0	0	0	0	0	0	0	0	0	0	0	0	0	33	30.8	37.5	25 to 35	66.7	19	57.6
20/09/2023	11:00	6	4	8	18	11	3	0	0	0	0	0	0	0	0	0	0	0	0	0	0	50	25.5	32.7	25 to 35	58.0	14	28.0
20/09/2023	12:00	3	4	4	4	7	2	0	0	0	0	0	0	0	0	0	0	0	0	0	0	24	24.8	33.6	25 to 35	45.8	9	37.5
20/09/2023	13:00	2	1	3	14	11	2	1	0	0	0	0	0	0	0	0	0	0	0	0	0	34	28.2	34.1	25 to 35	73.5	14	41.2
20/09/2023	14:00	1	1	3	5	4	4	3	0	0	0	0	0	0	0	0	0	0	0	0	0	21	29.9	40	25 to 35	42.9	11	52.4
20/09/2023	15:00	0	2	9	19	14	4	2	0	0	0	0	0	0	0	0	0	0	0	0	0	50	28.8	34.3	25 to 35	66.0	20	40.0
20/09/2023	16:00	4	2	11	29	18	12	6	1	1	0	0	0	0	0	0	0	0	0	0	0	84	29.6	37.9	25 to 35	56.0	38	45.2
20/09/2023	17:00	5	1	9	18	17	4	3	0	0	0	0	0	0	0	0	0	0	0	0	0	57	27.5	34.4	25 to 35	61.4	24	42.1
20/09/2023	18:00	10	0	0	8	7	2	1	0	0	0	0	0	0	0	0	0	0	0	0	0	28	22.6	34.3	25 to 35	53.6	10	35.7
20/09/2023	19:00	2	1	2	7	2	0	1	0	0	0	0	0	0	0	0	0	0	0	0	0	15	25.1	32.5	20 to 30	60.0	3	20.0
20/09/2023	20:00	0	0	0	5	3	3	0	1	0	0	0	0	0	0	0	0	0	0	0	0	12	32.7	38.3	25 to 35	66.7	7	58.3
20/09/2023	21:00	0	0	0	0	0	0	1	0	0	0	0	0	0	0	0	0	0	0	0	0	1	42	45	35 to 45	100.0	1	100.0
20/09/2023	22:00	1	1	1	5	3	2	0	0	0	0	0	0	0	0	0	0	0	0	0	0	13	27.1	35	25 to 35	61.5	5	38.5
20/09/2023	23:00	3	0	0	2	0	1	0	0	0	0	0	0	0	0	0	0	0	0	0	0	6	18.8	30	0 to 10	50.0	1	16.7
24 Hr Summary		38	25	57	195	139	61	26	6	1	0	0	0	0	0	0	0	0	0	0	548	28.3	36	25 to 35	60.9	233	42.5	

Incoming Histogram

Tivetshall

from Mon-Sep-04-2023-08-00-AM to Fri-Sep-29-2023-05-59-AM

Date	Starting Hr:min	<15	15 to <20	20 to <25	25 to <30	30 to <35	35 to <40	40 to <45	45 to <50	50 to <55	55 to <60	60 to <65	65 to <70	70 to <75	75 to <80	80 to <85	85 to <90	90 to <95	95 to <100	100 to >105	Total Counts	Avg Speed (MPH)	85pet Speed	10MPH Pace	% in pace	# of Speeders	% Speeders	
21/09/2023	00:00	0	0	0	0	0	0	0	0	0	0	0	0	0	0	0	0	0	0	0	0	0	0	*	*	*	*	
21/09/2023	01:00	0	0	0	0	0	0	0	0	0	0	0	0	0	0	0	0	0	0	0	0	0	0	*	*	*	*	
21/09/2023	02:00	0	0	0	0	0	0	0	0	0	0	0	0	0	0	0	0	0	0	0	0	0	0	*	*	*	*	
21/09/2023	03:00	0	0	0	0	0	0	0	0	0	0	0	0	0	0	0	0	0	0	0	0	0	0	*	*	*	*	
21/09/2023	04:00	0	0	0	0	0	0	0	0	0	0	0	0	0	0	0	0	0	0	0	0	0	0	*	*	*	*	
21/09/2023	05:00	0	0	0	1	0	0	0	0	0	0	0	0	0	0	0	0	0	0	0	0	1	27	30	20 to 30	100.0	*	*
21/09/2023	06:00	0	1	0	0	0	0	0	0	0	0	0	0	0	0	0	0	0	0	0	0	1	17	20	10 to 20	100.0	*	*
21/09/2023	07:00	0	0	2	6	0	0	1	0	0	0	0	0	0	0	0	0	0	0	0	0	9	27.8	30	20 to 30	88.9	1	11.1
21/09/2023	08:00	0	0	3	10	6	5	1	0	0	0	0	0	0	0	0	0	0	0	0	0	25	30.4	37	25 to 35	64.0	12	48.0
21/09/2023	09:00	2	0	2	9	7	7	0	0	0	0	0	0	0	0	0	0	0	0	0	0	27	29.4	37.1	25 to 35	59.3	14	51.9
21/09/2023	10:00	1	2	1	8	8	1	0	0	0	0	0	0	0	0	0	0	0	0	0	0	21	27.5	33.8	25 to 35	76.2	9	42.9
21/09/2023	11:00	0	4	3	8	4	2	0	0	0	0	0	0	0	0	0	0	0	0	0	0	21	26.4	33.8	25 to 35	57.1	6	28.6
21/09/2023	12:00	0	0	4	9	5	5	1	1	0	0	0	0	0	0	0	0	0	0	0	0	25	30.7	38	25 to 35	56.0	12	48.0
21/09/2023	13:00	0	0	5	7	10	3	1	0	0	0	0	0	0	0	0	0	0	0	0	0	26	29.9	35	25 to 35	65.4	14	53.8
21/09/2023	14:00	1	1	8	11	10	0	1	0	0	0	0	0	0	0	0	0	0	0	0	0	32	27	33	25 to 35	65.6	11	34.4
21/09/2023	15:00	2	3	11	20	7	2	0	0	0	0	0	0	0	0	0	0	0	0	0	0	45	26	31.4	20 to 30	68.9	9	20.0
21/09/2023	16:00	0	4	8	29	18	4	1	0	0	0	0	0	0	0	0	0	0	0	0	0	64	28.3	33.6	25 to 35	73.4	23	35.9
21/09/2023	17:00	2	1	8	9	8	4	0	0	0	0	0	0	0	0	0	0	0	0	0	0	32	27.2	34.4	20 to 30	53.1	12	37.5
21/09/2023	18:00	3	3	5	19	6	0	0	0	0	0	0	0	0	0	0	0	0	0	0	0	36	25.2	30.8	25 to 35	69.4	6	16.7
21/09/2023	19:00	2	2	1	7	7	0	2	1	0	0	0	0	0	0	0	0	0	0	0	0	22	28.5	35	25 to 35	63.6	10	45.5
21/09/2023	20:00	0	0	1	3	4	2	0	0	0	0	0	0	0	0	0	0	0	0	0	0	10	30.6	35	25 to 35	70.0	6	60.0
21/09/2023	21:00	0	1	0	3	1	0	0	0	0	0	0	0	0	0	0	0	0	0	0	0	5	26.2	30	25 to 35	80.0	1	20.0
21/09/2023	22:00	0	0	0	1	3	3	1	0	0	0	0	0	0	0	0	0	0	0	0	0	8	34.8	40	30 to 40	75.0	7	87.5
21/09/2023	23:00	0	0	0	2	1	0	0	0	0	0	0	0	0	0	0	0	0	0	0	0	3	29	35	25 to 35	100.0	1	33.3
24 Hr Summary		13	22	62	162	105	38	9	2	0	0	0	0	0	0	0	0	0	0	0	413	28	34.4	25 to 35	64.6	154	37.3	

Incoming Histogram

Tivetshall

from Mon-Sep-04-2023-08-00-AM to Fri-Sep-29-2023-05-59-AM

Date	Starting Hr:min	<15	15 to <20	20 to <25	25 to <30	30 to <35	35 to <40	40 to <45	45 to <50	50 to <55	55 to <60	60 to <65	65 to <70	70 to <75	75 to <80	80 to <85	85 to <90	90 to <95	95 to <100	100 to >105	Total Counts	Avg Speed (MPH)	85pet Speed	10MPH Pace	% in pace	# of Speeders	% Speeders
22/09/2023	00:00	0	0	0	0	0	0	0	0	0	0	0	0	0	0	0	0	0	0	0	0	0	0	*	*	*	*
22/09/2023	01:00	0	0	0	0	0	0	0	0	0	0	0	0	0	0	0	0	0	0	0	0	0	0	*	*	*	*
22/09/2023	02:00	2	0	0	0	0	0	0	0	0	0	0	0	0	0	0	0	0	0	0	2	9.5	15	5 to 15	100.0	*	*
22/09/2023	03:00	0	0	0	0	0	0	0	0	0	0	0	0	0	0	0	0	0	0	0	0	0	0	*	*	*	*
22/09/2023	04:00	0	0	0	0	0	0	0	0	0	0	0	0	0	0	0	0	0	0	0	0	0	0	*	*	*	*
22/09/2023	05:00	0	0	0	0	0	0	0	0	0	0	0	0	0	0	0	0	0	0	0	0	0	0	*	*	*	*
22/09/2023	06:00	1	0	0	0	0	0	0	0	0	0	0	0	0	0	0	0	0	0	0	1	7	10	0 to 10	100.0	*	*
22/09/2023	07:00	1	1	4	9	4	1	0	0	0	0	0	0	0	0	0	0	0	0	0	20	26.4	32.5	20 to 30	65.0	5	25.0
22/09/2023	08:00	2	1	4	10	5	3	0	0	0	0	0	0	0	0	0	0	0	0	0	25	27	34	25 to 35	60.0	8	32.0
22/09/2023	09:00	2	1	4	9	4	0	0	0	0	0	0	0	0	0	0	0	0	0	0	20	24.8	31.2	20 to 30	65.0	4	20.0
22/09/2023	10:00	0	0	6	10	10	2	0	0	0	0	0	0	0	0	0	0	0	0	0	28	28.7	34	25 to 35	71.4	12	42.9
22/09/2023	11:00	0	2	3	14	4	1	0	0	0	0	0	0	0	0	0	0	0	0	0	24	27.1	31.2	25 to 35	75.0	5	20.8
22/09/2023	12:00	4	2	5	16	9	3	2	0	1	0	0	0	0	0	0	0	0	0	0	42	27.6	35	25 to 35	59.5	15	35.7
22/09/2023	13:00	1	1	1	7	7	1	1	1	0	0	0	0	0	0	0	0	0	0	0	20	29.6	35	25 to 35	70.0	10	50.0
22/09/2023	14:00	0	1	3	9	4	4	0	0	0	0	0	0	0	0	0	0	0	0	0	21	28.9	36.2	25 to 35	61.9	8	38.1
22/09/2023	15:00	0	4	8	11	9	3	0	1	0	0	0	0	0	0	0	0	0	0	0	36	27.6	34.4	25 to 35	55.6	13	36.1
22/09/2023	16:00	1	0	9	20	12	4	3	0	0	0	0	0	0	0	0	0	0	0	0	49	29	35	25 to 35	65.3	19	38.8
22/09/2023	17:00	1	2	1	13	10	4	1	0	0	0	0	0	0	0	0	0	0	0	0	32	29.2	35	25 to 35	71.9	15	46.9
22/09/2023	18:00	0	1	1	7	4	3	1	0	0	0	0	0	0	0	0	0	0	0	0	17	30.1	36.7	25 to 35	64.7	8	47.1
22/09/2023	19:00	0	0	3	8	7	1	0	0	0	0	0	0	0	0	0	0	0	0	0	19	28.7	33.6	25 to 35	78.9	8	42.1
22/09/2023	20:00	0	0	0	4	2	2	0	0	0	0	0	0	0	0	0	0	0	0	0	8	30.8	37.5	25 to 35	75.0	4	50.0
22/09/2023	21:00	0	0	0	5	2	0	1	0	0	0	0	0	0	0	0	0	0	0	0	8	30.3	35	25 to 35	87.5	3	37.5
22/09/2023	22:00	0	0	0	0	1	0	1	0	0	0	0	0	0	0	0	0	0	0	0	2	37	45	25 to 35	50.0	2	100.0
22/09/2023	23:00	0	0	0	0	1	0	0	0	0	0	0	0	0	0	0	0	0	0	0	1	32	35	25 to 35	100.0	1	100.0
24 Hr Summary		15	16	52	152	95	32	10	2	1	0	0	0	0	0	0	0	0	0	0	375	28.1	34.4	25 to 35	65.9	140	37.3

Incoming Histogram

Tivetshall

from Mon-Sep-04-2023-08-00-AM to Fri-Sep-29-2023-05-59-AM

Date	Starting Hr:min	<15	15 to <20	20 to <25	25 to <30	30 to <35	35 to <40	40 to <45	45 to <50	50 to <55	55 to <60	60 to <65	65 to <70	70 to <75	75 to <80	80 to <85	85 to <90	90 to <95	95 to <100	100 to >105	Total Counts	Avg Speed (MPH)	85pet Speed	10MPH Pace	% in pace	# of Speeders	% Speeders	
23/09/2023	00:00	0	1	0	0	0	0	0	0	0	0	0	0	0	0	0	0	0	0	0	0	1	17	20	10 to 20	100.0	*	*
23/09/2023	01:00	0	0	0	0	0	0	0	0	0	0	0	0	0	0	0	0	0	0	0	0	0	0	0	*	*	*	*
23/09/2023	02:00	0	0	0	0	0	0	0	0	0	0	0	0	0	0	0	0	0	0	0	0	0	0	0	*	*	*	*
23/09/2023	03:00	0	0	0	0	0	0	0	0	0	0	0	0	0	0	0	0	0	0	0	0	0	0	0	*	*	*	*
23/09/2023	04:00	0	0	0	0	1	0	0	0	0	0	0	0	0	0	0	0	0	0	0	0	1	32	35	25 to 35	100.0	1	100.0
23/09/2023	05:00	0	0	0	0	0	0	0	0	0	0	0	0	0	0	0	0	0	0	0	0	0	0	0	*	*	*	*
23/09/2023	06:00	0	0	0	1	0	0	0	0	0	0	0	0	0	0	0	0	0	0	0	0	1	27	30	20 to 30	100.0	*	*
23/09/2023	07:00	0	1	0	2	0	0	0	0	0	0	0	0	0	0	0	0	0	0	0	0	3	23.7	30	20 to 30	66.7	*	*
23/09/2023	08:00	0	3	0	2	0	1	1	0	0	0	0	0	0	0	0	0	0	0	0	0	7	26.3	40	10 to 20	42.9	2	28.6
23/09/2023	09:00	0	0	2	5	2	4	1	0	0	0	0	0	0	0	0	0	0	0	0	0	14	31.1	38.8	20 to 30	50.0	7	50.0
23/09/2023	10:00	0	0	0	6	4	3	1	0	0	0	0	0	0	0	0	0	0	0	0	0	14	31.8	38.3	25 to 35	71.4	8	57.1
23/09/2023	11:00	1	1	0	9	4	1	1	0	0	0	0	0	0	0	0	0	0	0	0	0	17	28.4	33.8	25 to 35	76.5	6	35.3
23/09/2023	12:00	1	0	4	16	11	4	0	0	0	0	0	0	0	0	0	0	0	0	0	0	36	28.8	34.5	25 to 35	75.0	15	41.7
23/09/2023	13:00	0	1	5	10	7	0	0	0	0	0	0	0	0	0	0	0	0	0	0	0	23	27.2	32.9	25 to 35	73.9	7	30.4
23/09/2023	14:00	1	1	6	15	9	4	0	0	0	0	0	0	0	0	0	0	0	0	0	0	36	27.9	34.4	25 to 35	66.7	13	36.1
23/09/2023	15:00	2	2	4	11	3	4	1	0	0	0	0	0	0	0	0	0	0	0	0	0	27	26.9	36.2	20 to 30	55.6	8	29.6
23/09/2023	16:00	0	3	2	5	10	0	0	0	0	0	0	0	0	0	0	0	0	0	0	0	20	27.7	33.5	25 to 35	75.0	10	50.0
23/09/2023	17:00	0	1	5	8	2	4	0	0	0	0	0	0	0	0	0	0	0	0	0	0	20	27.9	36.2	20 to 30	65.0	6	30.0
23/09/2023	18:00	1	0	4	14	6	3	0	0	0	0	0	0	0	0	0	0	0	0	0	0	28	28.1	34.2	25 to 35	71.4	9	32.1
23/09/2023	19:00	2	0	2	9	3	1	1	0	0	0	0	0	0	0	0	0	0	0	0	0	18	26.8	33.3	25 to 35	66.7	5	27.8
23/09/2023	20:00	0	0	0	1	2	2	0	0	0	0	0	0	0	0	0	0	0	0	0	0	5	33.2	37.5	30 to 40	80.0	4	80.0
23/09/2023	21:00	0	0	1	2	3	1	1	0	0	0	0	0	0	0	0	0	0	0	0	0	8	31.4	40	25 to 35	62.5	5	62.5
23/09/2023	22:00	0	0	0	2	3	2	0	0	0	0	0	0	0	0	0	0	0	0	0	0	7	32	37.5	25 to 35	71.4	5	71.4
23/09/2023	23:00	0	0	0	1	0	2	0	0	0	0	0	0	0	0	0	0	0	0	0	0	3	33.7	40	30 to 40	66.7	2	66.7
24 Hr Summary		8	14	35	119	70	36	7	0	0	0	0	0	0	0	0	0	0	0	0	289	28.4	35	25 to 35	65.4	113	39.1	

Incoming Histogram

Tivetshall

from Mon-Sep-04-2023-08-00-AM to Fri-Sep-29-2023-05-59-AM

Date	Starting Hr:min	<15	15 to <20	20 to <25	25 to <30	30 to <35	35 to <40	40 to <45	45 to <50	50 to <55	55 to <60	60 to <65	65 to <70	70 to <75	75 to <80	80 to <85	85 to <90	90 to <95	95 to <100	100 to >105	Total Counts	Avg Speed (MPH)	85pet Speed	10MPH Pace	% in pace	# of Speeders	% Speeders	
24/09/2023	00:00	0	0	0	0	1	0	0	0	0	0	0	0	0	0	0	0	0	0	0	0	1	32	35	25 to 35	100.0	1	100.0
24/09/2023	01:00	0	0	0	0	0	0	0	0	0	0	1	0	0	0	0	0	0	0	0	0	1	62	65	55 to 65	100.0	1	100.0
24/09/2023	02:00	0	0	0	1	0	0	0	0	0	0	0	0	0	0	0	0	0	0	0	0	1	27	30	20 to 30	100.0	*	*
24/09/2023	03:00	0	0	1	0	0	0	0	0	0	0	0	0	0	0	0	0	0	0	0	0	1	22	25	15 to 25	100.0	*	*
24/09/2023	04:00	0	0	0	0	0	0	0	0	0	0	0	0	0	0	0	0	0	0	0	0	0	0	0	*	*	*	*
24/09/2023	05:00	0	0	0	0	0	0	0	0	0	0	0	0	0	0	0	0	0	0	0	0	0	0	0	*	*	*	*
24/09/2023	06:00	0	0	0	0	0	0	0	0	0	0	0	0	0	0	0	0	0	0	0	0	0	0	0	*	*	*	*
24/09/2023	07:00	2	0	0	1	0	0	0	0	0	0	0	0	0	0	0	0	0	0	0	0	3	13.7	30	0 to 10	66.7	*	*
24/09/2023	08:00	1	0	1	4	2	1	0	0	0	0	0	0	0	0	0	0	0	0	0	0	9	27	35	25 to 35	66.7	3	33.3
24/09/2023	09:00	0	1	1	5	3	0	0	0	0	0	0	0	0	0	0	0	0	0	0	0	10	27.3	31.7	25 to 35	80.0	3	30.0
24/09/2023	10:00	0	0	4	5	7	4	0	0	0	0	0	0	0	0	0	0	0	0	0	0	20	30	36.2	25 to 35	60.0	11	55.0
24/09/2023	11:00	0	0	2	6	5	1	1	0	0	0	0	0	0	0	0	0	0	0	0	0	15	29.7	35	25 to 35	73.3	7	46.7
24/09/2023	12:00	1	0	6	9	11	2	0	2	0	0	0	0	0	0	0	0	0	0	0	0	31	29.3	34.5	25 to 35	64.5	15	48.4
24/09/2023	13:00	1	0	0	9	4	2	1	1	0	0	0	0	0	0	0	0	0	0	0	0	18	30.4	37.5	25 to 35	72.2	8	44.4
24/09/2023	14:00	3	0	1	11	14	2	2	0	0	0	0	0	0	0	0	0	0	0	0	0	33	29.3	34.6	25 to 35	75.8	18	54.5
24/09/2023	15:00	0	0	2	7	5	3	1	0	0	0	0	0	0	0	0	0	0	0	0	0	18	30.5	36.7	25 to 35	66.7	9	50.0
24/09/2023	16:00	0	0	1	6	5	2	1	0	0	0	0	0	0	0	0	0	0	0	0	0	15	30.9	37.5	25 to 35	73.3	8	53.3
24/09/2023	17:00	0	2	3	10	7	1	2	0	0	0	0	0	0	0	0	0	0	0	0	0	25	28.8	34.3	25 to 35	68.0	10	40.0
24/09/2023	18:00	4	1	2	2	6	1	0	1	0	0	0	0	0	0	0	0	0	0	0	0	17	25.6	34.2	25 to 35	47.1	8	47.1
24/09/2023	19:00	1	0	0	2	1	0	0	0	0	0	0	0	0	0	0	0	0	0	0	0	4	24.5	30	25 to 35	75.0	1	25.0
24/09/2023	20:00	0	0	0	2	2	0	0	0	0	0	0	0	0	0	0	0	0	0	0	0	4	29.8	32.5	25 to 35	100.0	2	50.0
24/09/2023	21:00	0	0	0	0	0	0	0	0	0	0	0	0	0	0	0	0	0	0	0	0	0	0	0	*	*	*	*
24/09/2023	22:00	0	0	0	0	0	1	0	0	0	0	0	0	0	0	0	0	0	0	0	0	1	37	40	30 to 40	100.0	1	100.0
24/09/2023	23:00	0	0	0	0	0	0	0	0	0	0	0	0	0	0	0	0	0	0	0	0	0	0	0	*	*	*	*
24 Hr Summary		13	4	24	80	73	20	8	4	0	0	1	0	0	0	0	0	0	0	0	0	227	29	34.9	25 to 35	67.4	106	46.7



Incoming Histogram

Tivetshall

from Mon-Sep-04-2023-08-00-AM to Fri-Sep-29-2023-05-59-AM

Date	Starting Hr:min	<15	15 to <20	20 to <25	25 to <30	30 to <35	35 to <40	40 to <45	45 to <50	50 to <55	55 to <60	60 to <65	65 to <70	70 to <75	75 to <80	80 to <85	85 to <90	90 to <95	95 to <100	100 to >105	Total Counts	Avg Speed (MPH)	85pet Speed	10MPH Pace	% in pace	# of Speeders	% Speeders	
25/09/2023	00:00	0	0	0	0	1	0	0	0	0	0	0	0	0	0	0	0	0	0	0	0	1	32	35	25 to 35	100.0	1	100.0
25/09/2023	01:00	0	0	0	0	0	0	0	0	0	0	0	0	0	0	0	0	0	0	0	0	0	0	0	*	*	*	*
25/09/2023	02:00	1	1	0	0	0	0	0	0	0	0	0	0	0	0	0	0	0	0	0	0	2	14.5	20	10 to 20	100.0	*	*
25/09/2023	03:00	0	0	0	0	0	0	0	0	0	0	0	0	0	0	0	0	0	0	0	0	0	0	0	*	*	*	*
25/09/2023	04:00	0	0	0	0	0	0	0	0	0	0	0	0	0	0	0	0	0	0	0	0	0	0	0	*	*	*	*
25/09/2023	05:00	0	0	3	0	1	1	0	0	0	0	0	0	0	0	0	0	0	0	0	0	5	27.2	35	15 to 25	60.0	2	40.0
25/09/2023	06:00	1	1	2	4	1	0	0	0	0	0	0	0	0	0	0	0	0	0	0	0	9	23.3	30	20 to 30	66.7	1	11.1
25/09/2023	07:00	1	1	1	9	2	0	0	0	0	0	0	0	0	0	0	0	0	0	0	0	14	25.4	30	25 to 35	78.6	2	14.3
25/09/2023	08:00	0	3	3	11	10	2	0	0	0	0	0	0	0	0	0	0	0	0	0	0	29	28	34	25 to 35	72.4	12	41.4
25/09/2023	09:00	1	0	2	6	9	2	0	0	0	0	0	0	0	0	0	0	0	0	0	0	20	29.1	34.4	25 to 35	75.0	11	55.0
25/09/2023	10:00	0	1	4	10	7	0	0	0	0	0	0	0	0	0	0	0	0	0	0	0	22	27.5	32.9	25 to 35	77.3	7	31.8
25/09/2023	11:00	0	1	5	11	4	4	0	0	0	0	0	0	0	0	0	0	0	0	0	0	25	28.3	35	20 to 30	64.0	8	32.0
25/09/2023	12:00	1	0	1	4	3	4	0	0	0	0	0	0	0	0	0	0	0	0	0	0	13	29.7	37.5	25 to 35	53.8	7	53.8
25/09/2023	13:00	0	1	4	10	9	5	1	0	0	0	0	0	0	0	0	0	0	0	0	0	30	29.8	37	25 to 35	63.3	15	50.0
25/09/2023	14:00	2	0	2	9	8	5	2	0	0	0	0	0	0	0	0	0	0	0	0	0	28	29.6	38	25 to 35	60.7	15	53.6
25/09/2023	15:00	2	0	3	11	11	5	0	1	1	0	0	0	0	0	0	0	0	0	0	0	34	30.1	37	25 to 35	64.7	18	52.9
25/09/2023	16:00	1	3	3	15	6	5	0	0	0	0	0	0	0	0	0	0	0	0	0	0	33	27.6	35	25 to 35	63.6	11	33.3
25/09/2023	17:00	0	0	4	15	8	5	2	0	0	0	0	0	0	0	0	0	0	0	0	0	34	30.2	37	25 to 35	67.6	15	44.1
25/09/2023	18:00	2	4	2	6	8	2	0	0	0	0	0	0	0	0	0	0	0	0	0	0	24	26.3	33.8	25 to 35	58.3	10	41.7
25/09/2023	19:00	1	0	6	9	5	1	0	0	0	0	0	0	0	0	0	0	0	0	0	0	22	26.7	33	20 to 30	68.2	6	27.3
25/09/2023	20:00	0	0	1	3	2	0	0	0	0	0	0	0	0	0	0	0	0	0	0	0	6	27.8	32.5	25 to 35	83.3	2	33.3
25/09/2023	21:00	2	1	0	2	2	1	0	0	0	0	0	0	0	0	0	0	0	0	0	0	8	23.5	35	25 to 35	50.0	3	37.5
25/09/2023	22:00	0	0	0	1	1	0	1	0	0	0	0	0	0	0	0	0	0	0	0	0	3	33.7	45	25 to 35	66.7	2	66.7
25/09/2023	23:00	0	0	0	1	0	1	0	0	0	0	0	0	0	0	0	0	0	0	0	0	2	32	40	20 to 30	50.0	1	50.0
24 Hr Summary		15	17	46	137	98	43	6	1	1	0	0	0	0	0	0	0	0	0	0	364	28.3	34.8	25 to 35	64.6	149	40.9	

Incoming Histogram

Tivetshall

from Mon-Sep-04-2023-08-00-AM to Fri-Sep-29-2023-05-59-AM

Date	Starting Hr:min	<15	15 to <20	20 to <25	25 to <30	30 to <35	35 to <40	40 to <45	45 to <50	50 to <55	55 to <60	60 to <65	65 to <70	70 to <75	75 to <80	80 to <85	85 to <90	90 to <95	95 to <100	100 to >105	Total Counts	Avg Speed (MPH)	85pet Speed	10MPH Pace	% in pace	# of Speeders	% Speeders	
26/09/2023	00:00	0	0	0	0	0	0	0	0	0	0	0	0	0	0	0	0	0	0	0	0	0	0	*	*	*	*	
26/09/2023	01:00	0	0	0	0	0	0	0	0	0	0	0	0	0	0	0	0	0	0	0	0	0	0	*	*	*	*	
26/09/2023	02:00	0	0	0	0	0	0	0	0	0	0	0	0	0	0	0	0	0	0	0	0	0	0	*	*	*	*	
26/09/2023	03:00	0	0	0	0	0	0	0	0	0	0	0	0	0	0	0	0	0	0	0	0	0	0	*	*	*	*	
26/09/2023	04:00	0	0	0	0	0	0	0	0	0	0	0	0	0	0	0	0	0	0	0	0	0	0	*	*	*	*	
26/09/2023	05:00	0	0	0	0	0	0	0	0	0	0	0	0	0	0	0	0	0	0	0	0	0	0	*	*	*	*	
26/09/2023	06:00	0	0	0	1	0	0	0	0	0	0	0	0	0	0	0	0	0	0	0	0	1	27	30	20 to 30	100.0	*	*
26/09/2023	07:00	1	3	2	6	2	1	0	0	0	0	0	0	0	0	0	0	0	0	0	0	15	24.8	32.5	20 to 30	53.3	3	20.0
26/09/2023	08:00	46	2	3	8	9	1	1	0	0	0	0	0	0	0	0	0	0	0	0	70	14.8	30.6	5 to 15	65.7	11	15.7	
26/09/2023	09:00	0	0	2	8	6	2	1	0	0	0	0	0	0	0	0	0	0	0	0	19	30.1	35	25 to 35	73.7	9	47.4	
26/09/2023	10:00	2	1	3	10	5	1	0	0	0	0	0	0	0	0	0	0	0	0	0	22	26.1	33	25 to 35	68.2	6	27.3	
26/09/2023	11:00	1	0	5	11	6	3	0	0	0	0	0	0	0	0	0	0	0	0	0	26	28	34.2	25 to 35	65.4	9	34.6	
26/09/2023	12:00	1	0	2	9	7	1	0	0	0	0	0	0	0	0	0	0	0	0	0	20	28	33.6	25 to 35	80.0	8	40.0	
26/09/2023	13:00	0	0	0	15	12	3	1	0	0	0	0	0	0	0	0	0	0	0	0	31	30.6	34.6	25 to 35	87.1	16	51.6	
26/09/2023	14:00	1	0	3	5	5	3	0	0	0	0	0	0	0	0	0	0	0	0	0	17	28.2	35	25 to 35	58.8	8	47.1	
26/09/2023	15:00	1	2	6	19	13	10	1	1	1	0	0	0	0	0	0	0	0	0	0	54	30.2	37.5	25 to 35	59.3	26	48.1	
26/09/2023	16:00	1	1	4	19	12	2	2	0	0	0	0	0	0	0	0	0	0	0	0	41	28.9	34.2	25 to 35	75.6	16	39.0	
26/09/2023	17:00	4	2	10	19	13	5	3	0	0	0	0	0	0	0	0	0	0	0	0	56	27.7	35	25 to 35	57.1	21	37.5	
26/09/2023	18:00	0	2	2	10	6	3	0	0	0	0	0	0	0	0	0	0	0	0	0	23	28.6	35	25 to 35	69.6	9	39.1	
26/09/2023	19:00	4	1	2	10	3	1	0	0	0	0	0	0	0	0	0	0	0	0	0	21	24	31.7	25 to 35	61.9	4	19.0	
26/09/2023	20:00	0	2	0	5	5	0	0	0	0	0	0	0	0	0	0	0	0	0	0	12	27.6	33	25 to 35	83.3	5	41.7	
26/09/2023	21:00	0	0	0	3	4	1	1	0	0	0	0	0	0	0	0	0	0	0	0	9	32.2	40	25 to 35	77.8	6	66.7	
26/09/2023	22:00	0	0	0	2	1	1	0	0	0	0	0	0	0	0	0	0	0	0	0	4	30.8	35	25 to 35	75.0	2	50.0	
26/09/2023	23:00	0	0	0	1	0	0	0	0	0	0	0	0	0	0	0	0	0	0	0	1	27	30	20 to 30	100.0	*	*	
24 Hr Summary		62	16	44	161	109	38	10	1	1	0	0	0	0	0	0	0	0	0	0	442	26.2	34.3	25 to 35	61.1	159	36.0	

Incoming Histogram

Tivetshall

from Mon-Sep-04-2023-08-00-AM to Fri-Sep-29-2023-05-59-AM

Date	Starting Hr:min	<15	15 to <20	20 to <25	25 to <30	30 to <35	35 to <40	40 to <45	45 to <50	50 to <55	55 to <60	60 to <65	65 to <70	70 to <75	75 to <80	80 to <85	85 to <90	90 to <95	95 to <100	100 to >105	Total Counts	Avg Speed (MPH)	85pet Speed	10MPH Pace	% in pace	# of Speeders	% Speeders	
27/09/2023	00:00	0	0	0	0	0	0	0	0	0	0	0	0	0	0	0	0	0	0	0	0	0	0	*	*	*	*	
27/09/2023	01:00	0	0	0	1	1	0	0	0	0	0	0	0	0	0	0	0	0	0	0	0	2	29.5	35	25 to 35	100.0	1	50.0
27/09/2023	02:00	1	0	1	0	0	0	0	0	0	0	0	0	0	0	0	0	0	0	0	0	2	17	25	5 to 15	50.0	*	*
27/09/2023	03:00	0	0	0	0	0	0	0	0	0	0	0	0	0	0	0	0	0	0	0	0	0	0	0	*	*	*	*
27/09/2023	04:00	0	0	0	0	0	0	0	0	0	0	0	0	0	0	0	0	0	0	0	0	0	0	0	*	*	*	*
27/09/2023	05:00	0	0	0	2	0	0	0	0	0	0	0	0	0	0	0	0	0	0	0	0	2	27	30	20 to 30	100.0	*	*
27/09/2023	06:00	0	0	0	0	1	0	0	0	0	0	0	0	0	0	0	0	0	0	0	0	1	32	35	25 to 35	100.0	1	100.0
27/09/2023	07:00	0	2	5	6	5	1	1	0	0	0	0	0	0	0	0	0	0	0	0	0	20	27.4	34	20 to 30	55.0	7	35.0
27/09/2023	08:00	1	0	3	11	8	2	1	0	0	0	0	0	0	0	0	0	0	0	0	0	26	28.7	34.4	25 to 35	73.1	11	42.3
27/09/2023	09:00	0	0	4	9	3	1	1	0	0	0	0	0	0	0	0	0	0	0	0	0	18	28.3	33.3	20 to 30	72.2	5	27.8
27/09/2023	10:00	0	0	3	6	2	0	0	0	0	0	0	0	0	0	0	0	0	0	0	0	11	26.6	30	20 to 30	81.8	2	18.2
27/09/2023	11:00	2	0	3	6	5	1	1	0	0	0	0	0	0	0	0	0	0	0	0	0	18	27.1	34	25 to 35	61.1	7	38.9
27/09/2023	12:00	3	2	4	9	9	3	0	0	0	0	0	0	0	0	0	0	0	0	0	0	30	26.4	34.4	25 to 35	60.0	12	40.0
27/09/2023	13:00	0	1	2	9	3	0	0	0	1	0	0	0	0	0	0	0	0	0	0	0	16	28.4	33.3	25 to 35	75.0	4	25.0
27/09/2023	14:00	0	0	4	12	9	6	0	0	0	0	0	0	0	0	0	0	0	0	0	0	31	30	35.8	25 to 35	67.7	15	48.4
27/09/2023	15:00	1	0	7	26	12	5	2	0	0	0	0	0	0	0	0	0	0	0	0	0	53	28.8	34.6	25 to 35	71.7	19	35.8
27/09/2023	16:00	2	0	5	19	12	3	0	0	0	0	0	0	0	0	0	0	0	0	0	0	41	28	33.8	25 to 35	75.6	15	36.6
27/09/2023	17:00	0	0	4	16	15	2	2	0	0	0	0	0	0	0	0	0	0	0	0	0	39	29.9	34.3	25 to 35	79.5	19	48.7
27/09/2023	18:00	1	0	2	8	3	3	2	0	0	0	0	0	0	0	0	0	0	0	0	0	19	29.7	38.3	25 to 35	57.9	8	42.1
27/09/2023	19:00	0	0	1	5	6	3	0	0	0	0	0	0	0	0	0	0	0	0	0	0	15	30.7	36.7	25 to 35	73.3	9	60.0
27/09/2023	20:00	0	0	3	3	4	1	1	0	0	0	0	0	0	0	0	0	0	0	0	0	12	29.8	35	25 to 35	58.3	6	50.0
27/09/2023	21:00	0	0	0	3	4	1	0	0	0	0	0	0	0	0	0	0	0	0	0	0	8	30.8	35	25 to 35	87.5	5	62.5
27/09/2023	22:00	0	0	0	1	2	2	0	0	0	0	0	0	0	0	0	0	0	0	0	0	5	33.2	37.5	30 to 40	80.0	4	80.0
27/09/2023	23:00	0	0	1	2	3	0	0	0	0	0	0	0	0	0	0	0	0	0	0	0	6	28.8	33.3	25 to 35	83.3	3	50.0
24 Hr Summary		11	5	52	154	107	34	11	0	1	0	0	0	0	0	0	0	0	0	0	0	375	28.7	34.5	25 to 35	69.6	153	40.8

Incoming Histogram

Tivetshall

from Mon-Sep-04-2023-08-00-AM to Fri-Sep-29-2023-05-59-AM

Date	Starting Hr:min	<15	15 to <20	20 to <25	25 to <30	30 to <35	35 to <40	40 to <45	45 to <50	50 to <55	55 to <60	60 to <65	65 to <70	70 to <75	75 to <80	80 to <85	85 to <90	90 to <95	95 to <100	100 to >105	Total Counts	Avg Speed (MPH)	85pet Speed	10MPH Pace	% in pace	# of Speeders	% Speeders	
28/09/2023	00:00	0	0	0	0	0	0	0	0	0	0	0	0	0	0	0	0	0	0	0	0	0	0	*	*	*	*	
28/09/2023	01:00	0	0	0	0	0	0	1	0	0	0	0	0	0	0	0	0	0	0	0	1	42	45	35 to 45	100.0	1	100.0	
28/09/2023	02:00	0	0	0	0	0	0	0	0	0	0	0	0	0	0	0	0	0	0	0	0	0	0	0	*	*	*	*
28/09/2023	03:00	0	0	0	0	0	0	0	0	0	0	0	0	0	0	0	0	0	0	0	0	0	0	0	*	*	*	*
28/09/2023	04:00	0	0	0	0	0	0	0	0	0	0	0	0	0	0	0	0	0	0	0	0	0	0	0	*	*	*	*
28/09/2023	05:00	0	0	0	0	0	0	0	0	0	0	0	0	0	0	0	0	0	0	0	0	0	0	0	*	*	*	*
28/09/2023	06:00	0	0	0	1	1	0	0	0	0	0	0	0	0	0	0	0	0	0	0	0	2	29.5	35	25 to 35	100.0	1	50.0
28/09/2023	07:00	0	4	0	7	2	1	0	0	0	0	0	0	0	0	0	0	0	0	0	0	14	25.8	32.5	25 to 35	64.3	3	21.4
28/09/2023	08:00	0	0	3	7	1	4	1	0	0	0	0	0	0	0	0	0	0	0	0	0	16	30	38.8	20 to 30	62.5	6	37.5
28/09/2023	09:00	0	0	1	7	8	1	0	0	0	0	0	0	0	0	0	0	0	0	0	0	17	29.8	33.8	25 to 35	88.2	9	52.9
28/09/2023	10:00	1	3	4	10	11	2	0	0	0	0	0	0	0	0	0	0	0	0	0	0	31	27.5	33.6	25 to 35	67.7	13	41.9
28/09/2023	11:00	0	1	1	8	4	2	1	0	0	0	0	0	0	0	0	0	0	0	0	0	17	29.5	35	25 to 35	70.6	7	41.2
28/09/2023	12:00	0	1	3	8	4	4	1	0	0	0	0	0	0	0	0	0	0	0	0	0	21	29.5	37.5	25 to 35	57.1	9	42.9
28/09/2023	13:00	2	0	0	11	7	2	1	0	0	0	0	0	0	0	0	0	0	0	0	0	23	29	35	25 to 35	78.3	10	43.5
28/09/2023	14:00	1	1	4	8	4	4	2	0	0	0	0	0	0	0	0	0	0	0	0	0	24	28.8	37.5	20 to 30	50.0	10	41.7
28/09/2023	15:00	0	0	7	15	14	4	0	0	0	0	0	0	0	0	0	0	0	0	0	0	40	29.1	34.3	25 to 35	72.5	18	45.0
28/09/2023	16:00	1	0	6	14	10	5	0	0	0	0	0	0	0	0	0	0	0	0	0	0	36	28.6	35	25 to 35	66.7	15	41.7
28/09/2023	17:00	0	1	4	17	7	5	1	0	0	0	0	0	0	0	0	0	0	0	0	0	35	29.2	36	25 to 35	68.6	13	37.1
28/09/2023	18:00	3	3	11	10	7	1	2	0	0	0	0	0	0	0	0	0	0	0	0	0	37	25.7	32.9	20 to 30	56.8	10	27.0
28/09/2023	19:00	1	0	4	5	6	2	0	0	0	0	0	0	0	0	0	0	0	0	0	0	18	28.1	34.2	25 to 35	61.1	8	44.4
28/09/2023	20:00	0	0	0	2	1	1	1	0	0	0	0	0	0	0	0	0	0	0	0	0	5	33.2	40	25 to 35	60.0	3	60.0
28/09/2023	21:00	0	0	1	1	1	0	0	0	0	0	0	0	0	0	0	0	0	0	0	0	3	27	35	20 to 30	66.7	1	33.3
28/09/2023	22:00	0	0	1	3	2	4	1	0	0	0	0	0	0	0	0	0	0	0	0	0	11	32.6	38.8	30 to 40	54.5	7	63.6
28/09/2023	23:00	0	0	0	1	1	0	0	0	0	0	0	0	0	0	0	0	0	0	0	0	2	29.5	35	25 to 35	100.0	1	50.0
24 Hr Summary		9	14	50	135	91	42	12	0	0	0	0	0	0	0	0	0	0	0	0	0	353	28.7	35.1	25 to 35	64.0	145	41.1

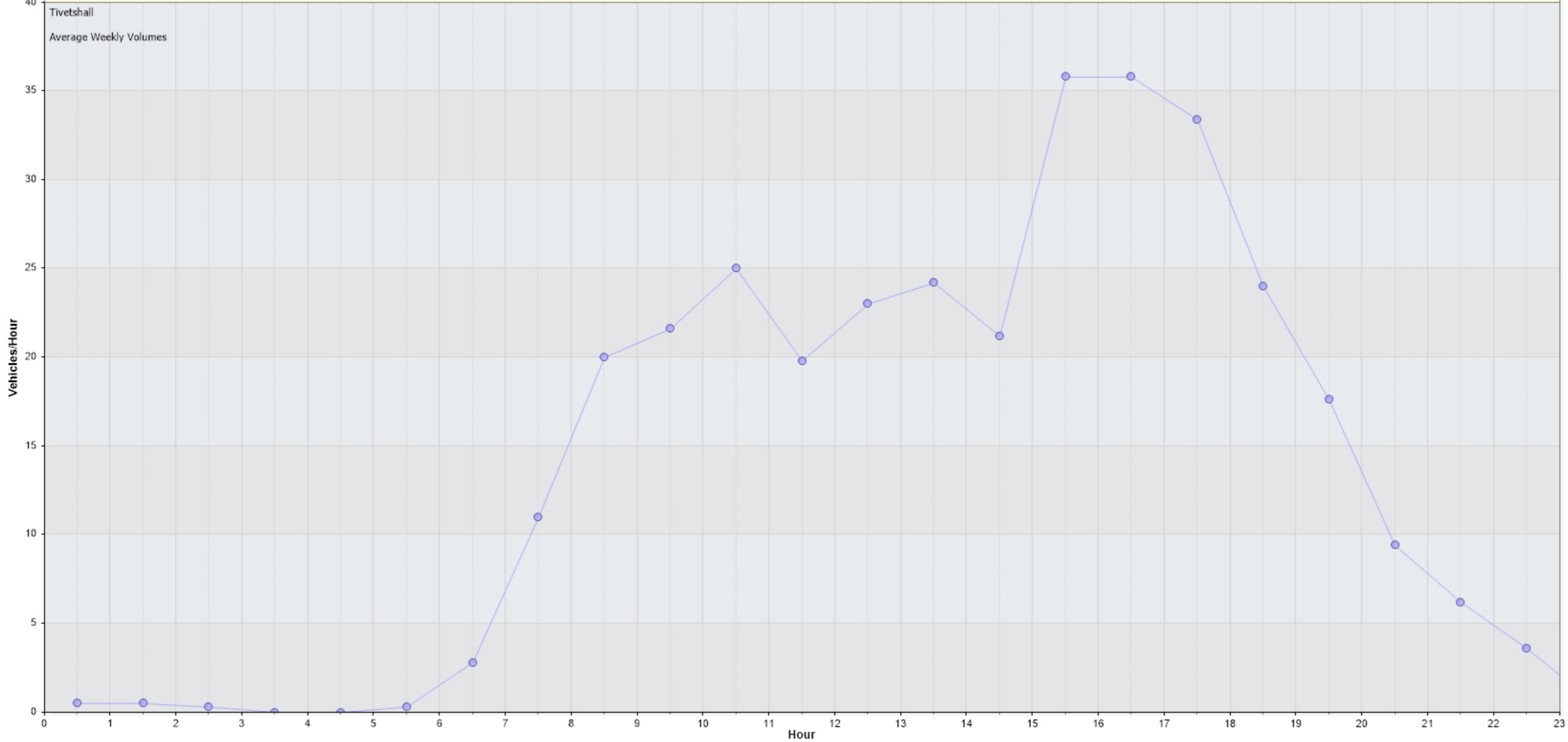
Incoming Histogram

Tivetshall

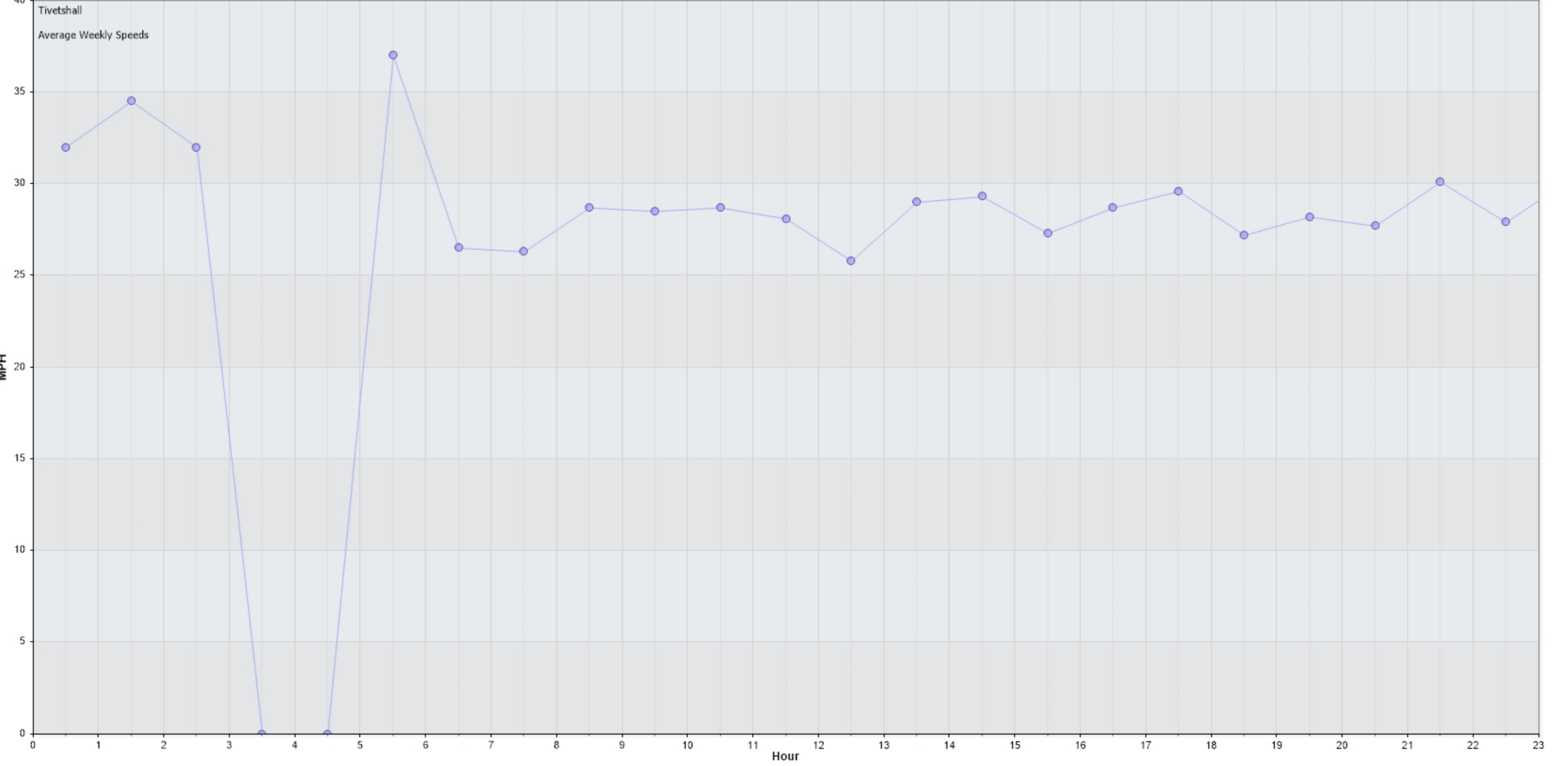
from Mon-Sep-04-2023-08-00-AM to Fri-Sep-29-2023-05-59-AM

Date	Starting Hr:min	<15	15 to <20	20 to <25	25 to <30	30 to <35	35 to <40	40 to <45	45 to <50	50 to <55	55 to <60	60 to <65	65 to <70	70 to <75	75 to <80	80 to <85	85 to <90	90 to <95	95 to <100	100 to >105	Total Counts	Avg Speed (MPH)	85pet Speed	10MPH Pace	% in pace	# of Speeders	% Speeders	
29/09/2023	00:00	0	0	1	0	1	1	1	0	0	0	0	0	0	0	0	0	0	0	0	0	4	33.3	40	30 to 40	50.0	3	75.0
29/09/2023	01:00	0	0	1	0	0	0	0	0	0	0	0	0	0	0	0	0	0	0	0	0	1	22	25	15 to 25	100.0	*	*
29/09/2023	02:00	0	0	1	0	0	0	0	0	0	0	0	0	0	0	0	0	0	0	0	0	1	22	25	15 to 25	100.0	*	*
29/09/2023	03:00	0	0	0	0	0	0	0	0	0	0	0	0	0	0	0	0	0	0	0	0	0	0	0	*	*	*	*
29/09/2023	04:00	0	0	0	0	0	0	0	0	0	0	0	0	0	0	0	0	0	0	0	0	0	0	0	*	*	*	*
29/09/2023	05:00	0	0	0	0	0	0	0	0	0	0	0	0	0	0	0	0	0	0	0	0	0	0	0	*	*	*	*
29/09/2023	06:00	*	*	*	*	*	*	*	*	*	*	*	*	*	*	*	*	*	*	*	*	*	*	*	*	*	*	*
29/09/2023	07:00	*	*	*	*	*	*	*	*	*	*	*	*	*	*	*	*	*	*	*	*	*	*	*	*	*	*	*
29/09/2023	08:00	*	*	*	*	*	*	*	*	*	*	*	*	*	*	*	*	*	*	*	*	*	*	*	*	*	*	*
29/09/2023	09:00	*	*	*	*	*	*	*	*	*	*	*	*	*	*	*	*	*	*	*	*	*	*	*	*	*	*	*
29/09/2023	10:00	*	*	*	*	*	*	*	*	*	*	*	*	*	*	*	*	*	*	*	*	*	*	*	*	*	*	*
29/09/2023	11:00	*	*	*	*	*	*	*	*	*	*	*	*	*	*	*	*	*	*	*	*	*	*	*	*	*	*	*
29/09/2023	12:00	*	*	*	*	*	*	*	*	*	*	*	*	*	*	*	*	*	*	*	*	*	*	*	*	*	*	*
29/09/2023	13:00	*	*	*	*	*	*	*	*	*	*	*	*	*	*	*	*	*	*	*	*	*	*	*	*	*	*	*
29/09/2023	14:00	*	*	*	*	*	*	*	*	*	*	*	*	*	*	*	*	*	*	*	*	*	*	*	*	*	*	*
29/09/2023	15:00	*	*	*	*	*	*	*	*	*	*	*	*	*	*	*	*	*	*	*	*	*	*	*	*	*	*	*
29/09/2023	16:00	*	*	*	*	*	*	*	*	*	*	*	*	*	*	*	*	*	*	*	*	*	*	*	*	*	*	*
29/09/2023	17:00	*	*	*	*	*	*	*	*	*	*	*	*	*	*	*	*	*	*	*	*	*	*	*	*	*	*	*
29/09/2023	18:00	*	*	*	*	*	*	*	*	*	*	*	*	*	*	*	*	*	*	*	*	*	*	*	*	*	*	*
29/09/2023	19:00	*	*	*	*	*	*	*	*	*	*	*	*	*	*	*	*	*	*	*	*	*	*	*	*	*	*	*
29/09/2023	20:00	*	*	*	*	*	*	*	*	*	*	*	*	*	*	*	*	*	*	*	*	*	*	*	*	*	*	*
29/09/2023	21:00	*	*	*	*	*	*	*	*	*	*	*	*	*	*	*	*	*	*	*	*	*	*	*	*	*	*	*
29/09/2023	22:00	*	*	*	*	*	*	*	*	*	*	*	*	*	*	*	*	*	*	*	*	*	*	*	*	*	*	*
29/09/2023	23:00	*	*	*	*	*	*	*	*	*	*	*	*	*	*	*	*	*	*	*	*	*	*	*	*	*	*	*
24 Hr Summary		0	0	3	0	1	1	1	0	0	0	0	0	0	0	0	0	0	0	0	0	6	29.5	40	15 to 25	50.0	3	50.0

Incoming:Average Hourly Volume for Week of 04/09/2023  
Average Counts By Hour (04/09/2023) — Average Counts By Hour (04/09/2023)



Incoming:Average Hourly WEEKDAY Speeds for Week of 04/09/2023  
Average Hourly WEEKDAY Speeds By Hour (04/09/2023) — Average Hourly WEEKDAY Speeds By Hour (04/09/2023)

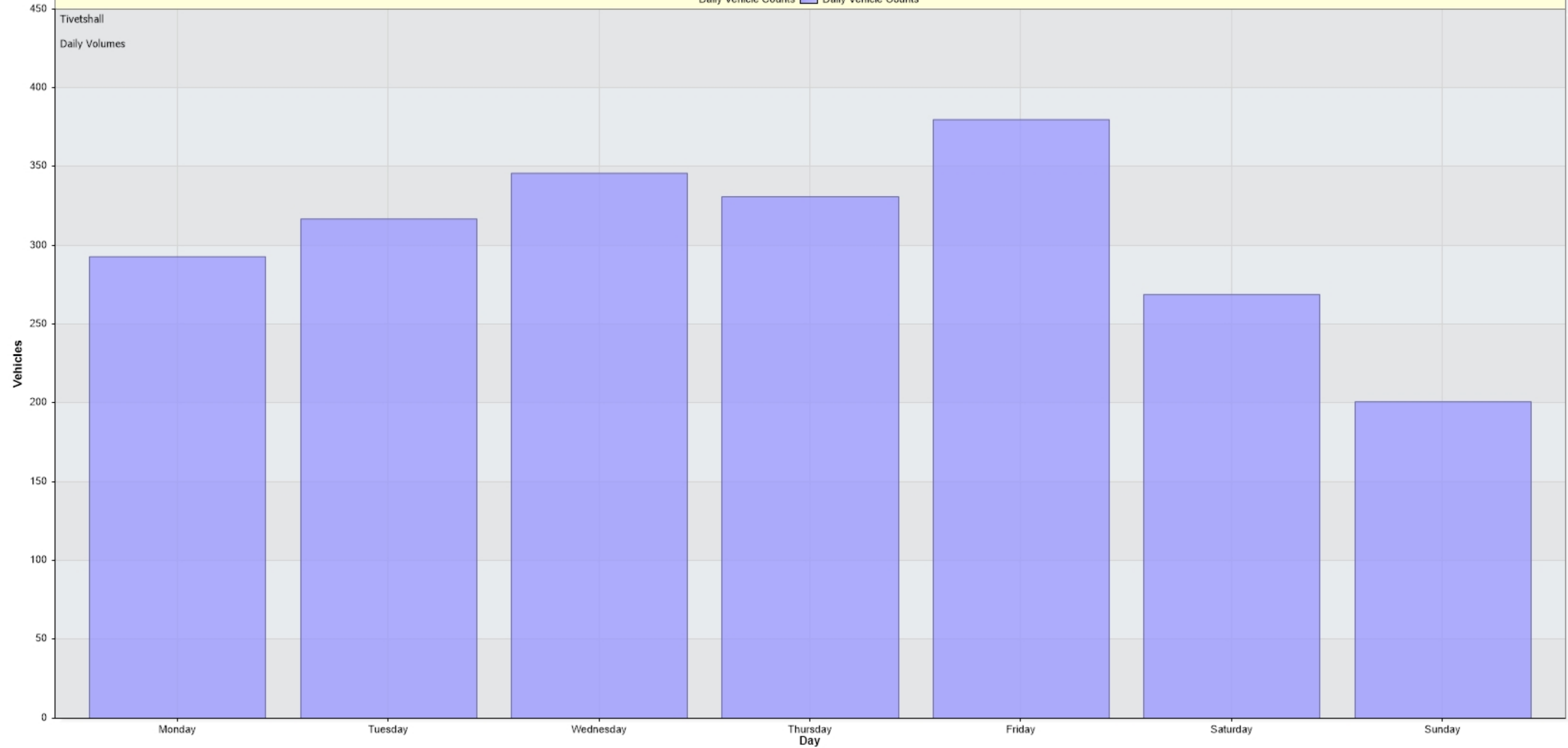


Incoming:Daily Volume for Week of 04/09/2023

Daily Vehicle Counts



Daily Vehicle Counts



450  
400  
350  
300  
250  
200  
150  
100  
50  
0

Monday Tuesday Wednesday Thursday Day Friday Saturday Sunday

Tivetshall  
Daily Volumes