

For Project: Tivetshall
 Project Notes:
 Location/Name: Incoming
 Report Generated: 30/06/2023 21:27:17
 Speed Intervals: 5 MPH
 Time Intervals: Instant
 Traffic Report From: 02/06/2023 12:00:00 through 30/06/2023 12:59:59
 85th Percentile Speed: 33.7 MPH
 85th Percentile Vehicles: 8085
 Max Speed: 65 MPH on 07/06/2023 16:10:00
 Total Vehicles: 9512
 AADT: 339

Volumes - weekly counts

Time	5 Day	7 Day
Average Daily	347	329
AM Peak 10:00	39	33
PM Peak 15:00	34	31

Speed

Speed Limit: 30
 85th Percentile Speed: 33.7
 50th Percentile Speed: 27.4
 10 MPH Pace Interval: 25.0 MPH to 35.0 MPH
 Average Speed: 25.74

	Monday	Tuesday	Wednesday	Thursday	Friday	Saturday	Sunday
Count over limit	439	450	571	469	474	336	292
% over limit	34.9	26.4	39.1	33.2	34.0	30.6	24.7
Avg Speeder	34.2	34.4	34.3	34.3	34.3	34.3	34.2
Avg Speed	20.3	15.1	21.2	20.2	20.7	21.4	16.0

Day/Time Ending	85th pctl (MPH)	85th pctl cnts	Total Cnts	Max Speed	Avg Speeder	% Speeders	Avg Speed
02/06/2023 13:00:00	30.0	5	6	35	32.5	16.7%	26.3
02/06/2023 14:00:00	35.0	20	23	40	34.2	39.1%	27.6
02/06/2023 15:00:00	35.0	21	25	45	34.8	44.0%	28.8
02/06/2023 16:00:00	33.6	27	32	40	33.3	40.6%	28.7
02/06/2023 17:00:00	34.2	18	21	45	34.4	38.1%	28.1
02/06/2023 18:00:00	34.5	23	27	45	33.9	51.9%	28.1
02/06/2023 19:00:00	35.0	22	26	45	35.5	38.5%	28.2
02/06/2023 20:00:00	36.2	19	22	40	34.3	50.0%	30.0
02/06/2023 21:00:00	34.0	8	9	35	32.5	55.6%	28.8
02/06/2023 22:00:00	40.0	3	3	40	37.5	33.3%	27.0
02/06/2023 23:00:00	40.0	3	3	40	35.0	66.7%	30.3
03/06/2023 00:00:00	40.0	3	3	40	34.2	100.0%	33.7
03/06/2023 01:00:00	35.0	1	1	35	32.5	100.0%	32.0
03/06/2023 02:00:00	0.0	0	0	0	0.0	0.0%	0.0
03/06/2023 03:00:00	0.0	0	0	0	0.0	0.0%	0.0
03/06/2023 04:00:00	0.0	0	0	0	0.0	0.0%	0.0
03/06/2023 05:00:00	0.0	0	0	0	0.0	0.0%	0.0
03/06/2023 06:00:00	0.0	0	0	0	0.0	0.0%	0.0
03/06/2023 07:00:00	25.0	2	2	25	0.0	0.0%	19.5
03/06/2023 08:00:00	30.0	4	5	35	32.5	20.0%	22.0
03/06/2023 09:00:00	37.5	9	11	45	35.8	54.5%	31.7
03/06/2023 10:00:00	29.3	16	19	40	35.0	10.5%	23.7
03/06/2023 11:00:00	34.0	26	31	45	35.3	29.0%	26.8
03/06/2023 12:00:00	33.5	26	31	40	33.3	38.7%	28.2
03/06/2023 13:00:00	33.0	26	30	35	32.5	33.3%	26.8
03/06/2023 14:00:00	35.0	20	23	45	34.3	47.8%	28.4
03/06/2023 15:00:00	35.0	16	19	40	34.4	42.1%	29.0
03/06/2023 16:00:00	37.5	21	25	45	35.6	52.0%	30.6
03/06/2023 17:00:00	31.7	22	26	40	34.5	19.2%	26.4
03/06/2023 18:00:00	34.4	23	27	40	33.8	44.4%	27.8
03/06/2023 19:00:00	40.0	20	23	60	37.5	65.2%	30.4
03/06/2023 20:00:00	34.2	16	19	40	33.8	42.1%	27.7
03/06/2023 21:00:00	35.0	5	6	45	35.8	50.0%	30.5
03/06/2023 22:00:00	40.0	3	3	40	35.0	66.7%	32.0
03/06/2023 23:00:00	35.0	6	7	40	34.2	42.9%	27.1
04/06/2023 00:00:00	30.0	1	1	30	0.0	0.0%	27.0
04/06/2023 01:00:00	0.0	0	0	0	0.0	0.0%	0.0
04/06/2023 02:00:00	0.0	0	0	0	0.0	0.0%	0.0
04/06/2023 03:00:00	0.0	0	0	0	0.0	0.0%	0.0
04/06/2023 04:00:00	0.0	0	0	0	0.0	0.0%	0.0
04/06/2023 05:00:00	0.0	0	0	0	0.0	0.0%	0.0
04/06/2023 06:00:00	0.0	0	0	0	0.0	0.0%	0.0
04/06/2023 07:00:00	30.0	1	1	30	0.0	0.0%	27.0
04/06/2023 08:00:00	20.0	1	1	20	0.0	0.0%	17.0
04/06/2023 09:00:00	35.0	7	8	50	40.0	25.0%	25.9
04/06/2023 10:00:00	33.6	17	20	45	33.8	40.0%	28.1

04/06/2023 11:00:00	33.0	10	12	35	32.5	41.7%	27.1
04/06/2023 12:00:00	33.3	20	24	40	33.0	41.7%	28.1
04/06/2023 13:00:00	33.5	28	33	40	33.3	36.4%	27.9
04/06/2023 14:00:00	38.8	18	21	45	35.4	66.7%	31.7
04/06/2023 15:00:00	37.5	12	14	40	34.5	71.4%	31.1
04/06/2023 16:00:00	32.9	21	25	40	33.1	32.0%	27.9
04/06/2023 17:00:00	35.0	17	20	45	34.7	45.0%	26.0
04/06/2023 18:00:00	30.0	11	13	35	32.5	15.4%	23.4
04/06/2023 19:00:00	40.0	13	15	50	36.9	53.3%	28.1
04/06/2023 20:00:00	32.5	6	7	35	32.5	28.6%	25.6
04/06/2023 21:00:00	33.8	12	14	40	33.5	35.7%	27.9
04/06/2023 22:00:00	33.3	3	4	35	32.5	75.0%	30.8
04/06/2023 23:00:00	30.0	2	2	30	0.0	0.0%	22.0
05/06/2023 00:00:00	0.0	0	0	0	0.0	0.0%	0.0
05/06/2023 01:00:00	0.0	0	0	0	0.0	0.0%	0.0
05/06/2023 02:00:00	0.0	0	0	0	0.0	0.0%	0.0
05/06/2023 03:00:00	20.0	1	1	20	0.0	0.0%	17.0
05/06/2023 04:00:00	0.0	0	0	0	0.0	0.0%	0.0
05/06/2023 05:00:00	0.0	0	0	0	0.0	0.0%	0.0
05/06/2023 06:00:00	20.0	2	2	20	0.0	0.0%	12.0
05/06/2023 07:00:00	42.5	3	4	45	38.8	100.0%	38.5
05/06/2023 08:00:00	30.0	16	19	35	32.5	15.8%	24.6
05/06/2023 09:00:00	35.0	20	23	45	34.2	52.2%	29.3
05/06/2023 10:00:00	33.6	21	25	40	33.6	36.0%	27.8
05/06/2023 11:00:00	32.5	24	28	40	33.2	25.0%	24.3
05/06/2023 12:00:00	34.2	16	19	45	34.4	42.1%	29.6
05/06/2023 13:00:00	32.0	20	24	40	33.3	25.0%	26.5
05/06/2023 14:00:00	33.3	27	32	40	35.4	21.9%	26.1
05/06/2023 15:00:00	30.0	19	22	40	35.8	13.6%	25.9
05/06/2023 16:00:00	34.2	38	45	40	33.9	40.0%	27.2
05/06/2023 17:00:00	32.5	43	51	40	33.2	27.5%	27.2
05/06/2023 18:00:00	37.5	26	31	45	35.3	58.1%	30.1
05/06/2023 19:00:00	34.0	21	25	45	33.8	48.0%	28.8
05/06/2023 20:00:00	33.0	9	11	35	32.5	45.5%	25.4
05/06/2023 21:00:00	37.5	7	8	40	34.5	62.5%	29.0
05/06/2023 22:00:00	32.5	3	4	35	32.5	50.0%	29.8
05/06/2023 23:00:00	30.0	1	1	30	0.0	0.0%	27.0
06/06/2023 00:00:00	45.0	1	1	45	42.5	100.0%	42.0
06/06/2023 01:00:00	35.0	1	1	35	32.5	100.0%	32.0
06/06/2023 02:00:00	0.0	0	0	0	0.0	0.0%	0.0
06/06/2023 03:00:00	30.0	1	1	30	0.0	0.0%	27.0
06/06/2023 04:00:00	0.0	0	0	0	0.0	0.0%	0.0
06/06/2023 05:00:00	35.0	1	1	35	32.5	100.0%	32.0
06/06/2023 06:00:00	20.0	2	2	20	0.0	0.0%	12.0
06/06/2023 07:00:00	35.0	1	1	35	32.5	100.0%	32.0
06/06/2023 08:00:00	33.3	14	16	40	33.8	25.0%	26.3
06/06/2023 09:00:00	38.3	26	30	50	36.7	43.3%	29.7

06/06/2023 10:00:00	34.0	18	21	40	33.9	33.3%	27.9
06/06/2023 11:00:00	34.0	18	21	40	33.9	33.3%	29.1
06/06/2023 12:00:00	33.0	13	15	35	32.5	33.3%	26.7
06/06/2023 13:00:00	34.6	28	33	45	34.1	48.5%	29.4
06/06/2023 14:00:00	38.0	19	22	45	35.4	54.5%	28.9
06/06/2023 15:00:00	38.8	19	22	45	35.8	54.5%	31.0
06/06/2023 16:00:00	34.7	45	53	40	34.0	45.3%	28.6
06/06/2023 17:00:00	34.7	36	42	45	34.0	47.6%	28.7
06/06/2023 18:00:00	35.0	24	28	45	34.3	50.0%	30.1
06/06/2023 19:00:00	38.0	24	28	45	35.3	57.1%	30.0
06/06/2023 20:00:00	34.3	17	20	40	33.6	45.0%	28.4
06/06/2023 21:00:00	30.0	3	4	35	32.5	25.0%	25.8
06/06/2023 22:00:00	35.0	7	8	40	34.2	37.5%	28.4
06/06/2023 23:00:00	40.0	2	2	40	37.5	50.0%	32.0
07/06/2023 00:00:00	0.0	0	0	0	0.0	0.0%	0.0
07/06/2023 01:00:00	0.0	0	0	0	0.0	0.0%	0.0
07/06/2023 02:00:00	20.0	1	1	20	0.0	0.0%	17.0
07/06/2023 03:00:00	0.0	0	0	0	0.0	0.0%	0.0
07/06/2023 04:00:00	0.0	0	0	0	0.0	0.0%	0.0
07/06/2023 05:00:00	0.0	0	0	0	0.0	0.0%	0.0
07/06/2023 06:00:00	20.0	1	1	20	0.0	0.0%	17.0
07/06/2023 07:00:00	37.5	3	4	40	35.0	100.0%	34.5
07/06/2023 08:00:00	33.3	26	31	45	36.1	22.6%	27.3
07/06/2023 09:00:00	33.6	25	29	50	34.7	31.0%	28.7
07/06/2023 10:00:00	33.0	20	23	40	33.3	26.1%	27.9
07/06/2023 11:00:00	33.5	26	30	40	33.0	36.7%	27.0
07/06/2023 12:00:00	31.7	20	24	35	32.5	25.0%	26.0
07/06/2023 13:00:00	32.5	21	25	40	33.2	28.0%	25.9
07/06/2023 14:00:00	33.0	23	27	45	35.4	25.9%	27.0
07/06/2023 15:00:00	33.2	37	43	40	33.3	30.2%	27.9
07/06/2023 16:00:00	35.0	32	38	45	34.4	47.4%	28.7
07/06/2023 17:00:00	34.5	42	50	65	35.0	52.0%	30.2
07/06/2023 18:00:00	36.0	25	29	40	33.9	62.1%	30.4
07/06/2023 19:00:00	34.4	23	27	45	34.3	40.7%	28.0
07/06/2023 20:00:00	33.0	14	17	40	33.3	35.3%	27.8
07/06/2023 21:00:00	40.0	4	5	45	37.5	60.0%	33.2
07/06/2023 22:00:00	35.0	9	11	40	35.0	36.4%	28.6
07/06/2023 23:00:00	30.0	6	7	40	37.5	14.3%	27.9
08/06/2023 00:00:00	37.5	7	8	40	34.5	62.5%	31.6
08/06/2023 01:00:00	0.0	0	0	0	0.0	0.0%	0.0
08/06/2023 02:00:00	0.0	0	0	0	0.0	0.0%	0.0
08/06/2023 03:00:00	35.0	2	2	35	32.5	50.0%	29.5
08/06/2023 04:00:00	0.0	0	0	0	0.0	0.0%	0.0
08/06/2023 05:00:00	0.0	0	0	0	0.0	0.0%	0.0
08/06/2023 06:00:00	40.0	2	2	40	37.5	50.0%	27.0
08/06/2023 07:00:00	0.0	0	0	0	0.0	0.0%	0.0
08/06/2023 08:00:00	32.5	13	15	40	34.2	20.0%	26.6

08/06/2023 09:00:00	34.4	29	34	50	35.2	38.2%	29.3
08/06/2023 10:00:00	31.2	20	24	40	33.5	20.8%	27.3
08/06/2023 11:00:00	35.0	15	18	40	35.5	27.8%	26.2
08/06/2023 12:00:00	30.0	21	25	45	36.3	16.0%	24.6
08/06/2023 13:00:00	31.7	26	30	40	34.5	16.7%	25.1
08/06/2023 14:00:00	31.9	26	31	35	32.5	25.8%	26.5
08/06/2023 15:00:00	31.0	31	36	45	34.2	16.7%	24.6
08/06/2023 16:00:00	32.2	43	51	40	33.8	23.5%	26.8
08/06/2023 17:00:00	33.5	47	55	45	34.0	30.9%	26.7
08/06/2023 18:00:00	33.8	37	44	40	34.4	29.5%	26.7
08/06/2023 19:00:00	36.2	20	23	40	34.7	39.1%	26.5
08/06/2023 20:00:00	35.0	14	17	45	36.5	29.4%	28.1
08/06/2023 21:00:00	33.3	12	14	40	33.8	28.6%	27.2
08/06/2023 22:00:00	35.0	4	5	40	34.2	60.0%	31.2
08/06/2023 23:00:00	45.0	3	3	45	37.5	100.0%	37.0
09/06/2023 00:00:00	0.0	0	0	0	0.0	0.0%	0.0
09/06/2023 01:00:00	0.0	0	0	0	0.0	0.0%	0.0
09/06/2023 02:00:00	0.0	0	0	0	0.0	0.0%	0.0
09/06/2023 03:00:00	20.0	2	2	20	0.0	0.0%	12.0
09/06/2023 04:00:00	0.0	0	0	0	0.0	0.0%	0.0
09/06/2023 05:00:00	0.0	0	0	0	0.0	0.0%	0.0
09/06/2023 06:00:00	0.0	0	0	0	0.0	0.0%	0.0
09/06/2023 07:00:00	20.0	1	1	20	0.0	0.0%	17.0
09/06/2023 08:00:00	32.5	25	29	35	32.5	27.6%	23.9
09/06/2023 09:00:00	34.3	32	38	45	35.4	31.6%	27.3
09/06/2023 10:00:00	32.5	29	34	40	33.8	23.5%	27.2
09/06/2023 11:00:00	35.0	17	20	40	34.6	35.0%	27.5
09/06/2023 12:00:00	34.3	28	33	50	35.2	33.3%	29.2
09/06/2023 13:00:00	34.4	30	35	40	34.0	37.1%	27.4
09/06/2023 14:00:00	32.5	12	14	40	34.2	21.4%	26.1
09/06/2023 15:00:00	31.7	33	39	40	33.8	20.5%	25.0
09/06/2023 16:00:00	32.5	42	49	40	33.3	24.5%	26.5
09/06/2023 17:00:00	32.5	31	36	40	33.8	22.2%	25.8
09/06/2023 18:00:00	34.6	26	31	45	34.4	51.6%	29.7
09/06/2023 19:00:00	32.5	21	25	40	34.2	24.0%	24.6
09/06/2023 20:00:00	34.0	17	20	45	34.6	35.0%	25.1
09/06/2023 21:00:00	31.7	8	10	35	32.5	30.0%	26.1
09/06/2023 22:00:00	28.8	6	7	30	0.0	0.0%	22.7
09/06/2023 23:00:00	40.0	3	3	40	34.2	100.0%	33.7
10/06/2023 00:00:00	35.0	2	2	35	32.5	100.0%	32.0
10/06/2023 01:00:00	30.0	1	1	30	0.0	0.0%	27.0
10/06/2023 02:00:00	0.0	0	0	0	0.0	0.0%	0.0
10/06/2023 03:00:00	0.0	0	0	0	0.0	0.0%	0.0
10/06/2023 04:00:00	0.0	0	0	0	0.0	0.0%	0.0
10/06/2023 05:00:00	0.0	0	0	0	0.0	0.0%	0.0
10/06/2023 06:00:00	0.0	0	0	0	0.0	0.0%	0.0
10/06/2023 07:00:00	20.0	1	1	20	0.0	0.0%	17.0

10/06/2023 08:00:00	30.0	3	3	30	0.0	0.0%	22.0
10/06/2023 09:00:00	35.0	7	8	40	33.8	50.0%	30.3
10/06/2023 10:00:00	30.0	18	21	40	34.2	14.3%	24.4
10/06/2023 11:00:00	33.8	17	20	45	35.0	30.0%	25.4
10/06/2023 12:00:00	34.3	14	16	40	33.1	50.0%	27.4
10/06/2023 13:00:00	33.3	25	29	40	33.0	34.5%	27.4
10/06/2023 14:00:00	33.6	18	21	40	33.1	38.1%	27.4
10/06/2023 15:00:00	33.0	16	19	50	35.0	31.6%	28.6
10/06/2023 16:00:00	36.7	16	19	45	34.8	57.9%	30.5
10/06/2023 17:00:00	35.0	19	22	40	34.4	36.4%	28.6
10/06/2023 18:00:00	34.5	20	23	45	33.8	52.2%	28.9
10/06/2023 19:00:00	35.0	10	12	40	35.8	25.0%	23.7
10/06/2023 20:00:00	34.4	18	21	40	33.5	47.6%	28.1
10/06/2023 21:00:00	35.0	8	9	40	35.0	22.2%	28.2
10/06/2023 22:00:00	32.5	4	5	35	32.5	40.0%	25.0
10/06/2023 23:00:00	32.5	6	7	35	32.5	28.6%	22.0
11/06/2023 00:00:00	35.0	5	6	40	35.0	33.3%	25.5
11/06/2023 01:00:00	40.0	3	3	40	34.2	100.0%	33.7
11/06/2023 02:00:00	40.0	2	2	40	35.0	100.0%	34.5
11/06/2023 03:00:00	0.0	0	0	0	0.0	0.0%	0.0
11/06/2023 04:00:00	0.0	0	0	0	0.0	0.0%	0.0
11/06/2023 05:00:00	0.0	0	0	0	0.0	0.0%	0.0
11/06/2023 06:00:00	0.0	0	0	0	0.0	0.0%	0.0
11/06/2023 07:00:00	35.0	3	3	35	32.5	66.7%	30.7
11/06/2023 08:00:00	30.0	2	2	30	0.0	0.0%	22.0
11/06/2023 09:00:00	35.0	3	3	35	32.5	33.3%	18.7
11/06/2023 10:00:00	33.8	6	7	35	32.5	57.1%	27.7
11/06/2023 11:00:00	34.0	14	16	45	34.2	37.5%	28.4
11/06/2023 12:00:00	36.4	30	35	40	35.7	31.4%	27.7
11/06/2023 13:00:00	34.5	23	27	40	33.6	51.9%	28.1
11/06/2023 14:00:00	35.0	10	12	40	34.5	41.7%	27.9
11/06/2023 15:00:00	33.3	16	19	40	33.2	36.8%	26.6
11/06/2023 16:00:00	35.0	12	14	45	35.0	42.9%	29.0
11/06/2023 17:00:00	33.1	21	25	45	33.6	36.0%	28.6
11/06/2023 18:00:00	35.0	12	14	50	38.8	28.6%	27.7
11/06/2023 19:00:00	38.8	12	14	50	36.9	57.1%	30.6
11/06/2023 20:00:00	33.8	11	13	40	33.5	38.5%	26.7
11/06/2023 21:00:00	33.3	6	7	35	32.5	42.9%	26.6
11/06/2023 22:00:00	35.0	4	5	40	35.0	40.0%	30.0
11/06/2023 23:00:00	30.0	3	4	35	32.5	25.0%	28.5
12/06/2023 00:00:00	30.0	2	2	30	0.0	0.0%	19.5
12/06/2023 01:00:00	0.0	0	0	0	0.0	0.0%	0.0
12/06/2023 02:00:00	0.0	0	0	0	0.0	0.0%	0.0
12/06/2023 03:00:00	20.0	1	1	20	0.0	0.0%	17.0
12/06/2023 04:00:00	35.0	1	1	35	32.5	100.0%	32.0
12/06/2023 05:00:00	0.0	0	0	0	0.0	0.0%	0.0
12/06/2023 06:00:00	20.0	1	1	20	0.0	0.0%	17.0

12/06/2023 07:00:00	35.0	2	2	35	32.5	100.0%	32.0
12/06/2023 08:00:00	33.8	12	14	40	33.5	35.7%	27.1
12/06/2023 09:00:00	35.8	30	35	40	34.4	45.7%	28.9
12/06/2023 10:00:00	36.2	16	19	40	34.7	47.4%	29.2
12/06/2023 11:00:00	30.0	41	48	40	33.9	14.6%	15.1
12/06/2023 12:00:00	32.0	26	30	40	33.3	20.0%	21.6
12/06/2023 13:00:00	34.0	22	26	40	33.3	46.2%	25.2
12/06/2023 14:00:00	34.4	15	18	40	33.4	61.1%	29.6
12/06/2023 15:00:00	34.2	24	28	45	33.5	53.6%	28.9
12/06/2023 16:00:00	33.3	33	39	40	33.2	35.9%	26.9
12/06/2023 17:00:00	34.3	25	29	40	34.0	34.5%	27.4
12/06/2023 18:00:00	37.0	25	29	45	35.7	37.9%	29.6
12/06/2023 19:00:00	39.2	26	30	45	36.5	50.0%	29.7
12/06/2023 20:00:00	34.0	10	12	45	34.2	50.0%	30.0
12/06/2023 21:00:00	35.0	6	7	40	34.2	42.9%	24.9
12/06/2023 22:00:00	35.0	2	2	35	32.5	50.0%	22.0
12/06/2023 23:00:00	35.0	2	2	35	32.5	50.0%	24.5
13/06/2023 00:00:00	40.0	2	2	40	37.5	100.0%	37.0
13/06/2023 01:00:00	0.0	0	0	0	0.0	0.0%	0.0
13/06/2023 02:00:00	0.0	0	0	0	0.0	0.0%	0.0
13/06/2023 03:00:00	0.0	0	0	0	0.0	0.0%	0.0
13/06/2023 04:00:00	0.0	0	0	0	0.0	0.0%	0.0
13/06/2023 05:00:00	0.0	0	0	0	0.0	0.0%	0.0
13/06/2023 06:00:00	20.0	2	2	20	0.0	0.0%	12.0
13/06/2023 07:00:00	30.0	1	1	30	0.0	0.0%	27.0
13/06/2023 08:00:00	35.0	14	16	40	35.0	25.0%	25.6
13/06/2023 09:00:00	40.0	20	23	50	36.6	47.8%	30.4
13/06/2023 10:00:00	37.5	12	14	45	34.7	64.3%	29.5
13/06/2023 11:00:00	38.0	20	23	45	35.7	47.8%	29.0
13/06/2023 12:00:00	35.0	12	14	45	35.5	35.7%	26.1
13/06/2023 13:00:00	33.6	30	35	45	33.7	37.1%	26.5
13/06/2023 14:00:00	34.4	16	19	40	33.5	52.6%	29.3
13/06/2023 15:00:00	33.8	15	18	45	33.6	50.0%	28.8
13/06/2023 16:00:00	35.0	24	28	40	34.3	39.3%	29.2
13/06/2023 17:00:00	34.0	20	23	40	33.9	30.4%	28.2
13/06/2023 18:00:00	38.8	18	21	45	35.8	57.1%	31.4
13/06/2023 19:00:00	36.7	22	26	40	35.5	38.5%	28.1
13/06/2023 20:00:00	32.5	13	15	35	32.5	26.7%	27.8
13/06/2023 21:00:00	30.0	5	6	35	32.5	16.7%	26.3
13/06/2023 22:00:00	30.0	4	5	35	32.5	20.0%	26.2
13/06/2023 23:00:00	32.5	4	5	35	32.5	40.0%	29.0
14/06/2023 00:00:00	35.0	1	1	35	32.5	100.0%	32.0
14/06/2023 01:00:00	40.0	1	1	40	37.5	100.0%	37.0
14/06/2023 02:00:00	20.0	1	1	20	0.0	0.0%	17.0
14/06/2023 03:00:00	0.0	0	0	0	0.0	0.0%	0.0
14/06/2023 04:00:00	0.0	0	0	0	0.0	0.0%	0.0
14/06/2023 05:00:00	0.0	0	0	0	0.0	0.0%	0.0

Incoming Summary
Tivetshall

from Fri-Jun-02-2023-12-00-PM to Fri-Jun-30-2023-12-59-PM

14/06/2023 06:00:00	25.0	1	1	25	0.0	0.0%	22.0
14/06/2023 07:00:00	40.0	3	3	40	34.2	100.0%	33.7
14/06/2023 08:00:00	33.0	17	20	40	33.3	30.0%	25.5
14/06/2023 09:00:00	36.7	20	23	45	35.3	39.1%	27.7
14/06/2023 10:00:00	36.7	13	15	40	33.8	80.0%	30.9
14/06/2023 11:00:00	37.5	30	35	50	35.0	62.9%	31.4
14/06/2023 12:00:00	31.7	23	27	40	34.5	18.5%	26.4
14/06/2023 13:00:00	35.0	20	24	45	34.4	54.2%	29.5
14/06/2023 14:00:00	33.3	21	25	45	34.4	32.0%	27.2
14/06/2023 15:00:00	35.0	14	16	40	33.8	50.0%	29.7
14/06/2023 16:00:00	32.5	26	31	40	33.1	29.0%	26.6
14/06/2023 17:00:00	35.0	20	23	40	33.9	47.8%	29.5
14/06/2023 18:00:00	36.0	21	25	40	34.6	48.0%	29.6
14/06/2023 19:00:00	36.7	22	26	50	35.2	57.7%	30.1
14/06/2023 20:00:00	36.7	18	21	45	34.6	57.1%	30.5
14/06/2023 21:00:00	35.0	14	16	40	33.9	43.8%	27.1
14/06/2023 22:00:00	37.5	5	6	40	35.0	66.7%	32.0
14/06/2023 23:00:00	33.8	7	8	35	32.5	50.0%	28.4
15/06/2023 00:00:00	35.0	2	2	35	32.5	50.0%	29.5
15/06/2023 01:00:00	0.0	0	0	0	0.0	0.0%	0.0
15/06/2023 02:00:00	0.0	0	0	0	0.0	0.0%	0.0
15/06/2023 03:00:00	35.0	1	1	35	32.5	100.0%	32.0
15/06/2023 04:00:00	0.0	0	0	0	0.0	0.0%	0.0
15/06/2023 05:00:00	0.0	0	0	0	0.0	0.0%	0.0
15/06/2023 06:00:00	40.0	2	2	40	37.5	100.0%	37.0
15/06/2023 07:00:00	40.0	2	2	40	37.5	50.0%	29.5
15/06/2023 08:00:00	33.3	15	18	40	33.2	38.9%	28.1
15/06/2023 09:00:00	35.0	16	19	45	35.3	47.4%	29.8
15/06/2023 10:00:00	36.7	26	31	45	35.4	45.2%	28.3
15/06/2023 11:00:00	33.8	21	25	45	35.4	28.0%	27.0
15/06/2023 12:00:00	35.0	13	15	45	35.0	40.0%	29.1
15/06/2023 13:00:00	32.5	20	24	35	32.5	33.3%	25.3
15/06/2023 14:00:00	34.3	20	23	40	33.6	39.1%	26.9
15/06/2023 15:00:00	36.7	13	15	40	35.0	40.0%	28.5
15/06/2023 16:00:00	35.0	25	29	40	35.0	27.6%	28.5
15/06/2023 17:00:00	33.9	25	29	40	33.4	37.9%	28.3
15/06/2023 18:00:00	34.1	27	32	45	33.9	43.8%	28.9
15/06/2023 19:00:00	33.3	17	20	40	33.2	35.0%	26.6
15/06/2023 20:00:00	35.0	13	15	40	34.2	40.0%	29.2
15/06/2023 21:00:00	30.0	5	6	35	32.5	16.7%	27.8
15/06/2023 22:00:00	30.0	4	5	35	32.5	20.0%	22.0
15/06/2023 23:00:00	37.5	8	9	40	33.9	77.8%	31.7
16/06/2023 00:00:00	0.0	0	0	0	0.0	0.0%	0.0
16/06/2023 01:00:00	0.0	0	0	0	0.0	0.0%	0.0
16/06/2023 02:00:00	0.0	0	0	0	0.0	0.0%	0.0
16/06/2023 03:00:00	20.0	1	1	20	0.0	0.0%	17.0
16/06/2023 04:00:00	0.0	0	0	0	0.0	0.0%	0.0

Incoming Summary
Tivetshall

from Fri-Jun-02-2023-12-00-PM to Fri-Jun-30-2023-12-59-PM

16/06/2023 05:00:00	0.0	0	0	0	0.0	0.0%	0.0
16/06/2023 06:00:00	40.0	2	2	40	37.5	50.0%	32.0
16/06/2023 07:00:00	35.0	3	3	35	32.5	33.3%	17.0
16/06/2023 08:00:00	29.3	15	18	35	32.5	11.1%	21.9
16/06/2023 09:00:00	34.1	24	28	40	33.3	46.4%	28.1
16/06/2023 10:00:00	31.2	18	21	35	32.5	19.0%	26.0
16/06/2023 11:00:00	34.4	19	22	40	33.5	45.5%	29.0
16/06/2023 12:00:00	33.3	15	18	40	34.5	27.8%	26.9
16/06/2023 13:00:00	31.2	18	21	35	32.5	19.0%	24.4
16/06/2023 14:00:00	32.5	14	16	40	34.2	18.8%	26.4
16/06/2023 15:00:00	32.5	18	21	35	32.5	28.6%	26.8
16/06/2023 16:00:00	33.6	27	32	40	34.0	31.3%	28.2
16/06/2023 17:00:00	35.0	22	26	45	34.8	42.3%	29.1
16/06/2023 18:00:00	35.0	20	23	40	34.2	39.1%	26.3
16/06/2023 19:00:00	36.7	20	23	45	35.3	39.1%	29.4
16/06/2023 20:00:00	31.2	14	17	35	32.5	23.5%	26.6
16/06/2023 21:00:00	30.0	3	4	35	32.5	25.0%	28.5
16/06/2023 22:00:00	35.0	8	9	40	33.5	55.6%	27.1
16/06/2023 23:00:00	35.0	11	13	50	36.5	38.5%	26.1
17/06/2023 00:00:00	38.6	24	28	60	36.4	64.3%	32.8
17/06/2023 01:00:00	40.0	3	3	40	37.5	33.3%	30.3
17/06/2023 02:00:00	0.0	0	0	0	0.0	0.0%	0.0
17/06/2023 03:00:00	0.0	0	0	0	0.0	0.0%	0.0
17/06/2023 04:00:00	0.0	0	0	0	0.0	0.0%	0.0
17/06/2023 05:00:00	0.0	0	0	0	0.0	0.0%	0.0
17/06/2023 06:00:00	0.0	0	0	0	0.0	0.0%	0.0
17/06/2023 07:00:00	0.0	0	0	0	0.0	0.0%	0.0
17/06/2023 08:00:00	30.0	8	10	35	32.5	20.0%	25.2
17/06/2023 09:00:00	30.0	5	6	40	37.5	16.7%	27.0
17/06/2023 10:00:00	35.0	9	11	40	35.0	36.4%	27.9
17/06/2023 11:00:00	34.1	21	25	40	33.3	52.0%	29.3
17/06/2023 12:00:00	33.9	21	25	40	33.4	44.0%	28.3
17/06/2023 13:00:00	33.3	14	16	40	33.8	25.0%	27.4
17/06/2023 14:00:00	33.0	21	25	45	34.6	28.0%	26.5
17/06/2023 15:00:00	36.2	16	19	40	34.3	57.9%	30.9
17/06/2023 16:00:00	26.4	48	57	35	32.5	7.0%	13.0
17/06/2023 17:00:00	30.0	19	22	40	34.2	13.6%	23.0
17/06/2023 18:00:00	31.2	14	17	35	32.5	23.5%	25.4
17/06/2023 19:00:00	28.3	8	10	45	42.5	10.0%	23.5
17/06/2023 20:00:00	31.7	8	10	35	32.5	30.0%	26.5
17/06/2023 21:00:00	30.0	6	7	35	32.5	14.3%	25.6
17/06/2023 22:00:00	37.5	5	6	40	37.5	33.3%	27.2
17/06/2023 23:00:00	30.0	2	2	30	0.0	0.0%	24.5
18/06/2023 00:00:00	35.0	4	5	40	33.8	80.0%	32.0
18/06/2023 01:00:00	40.0	3	3	40	35.0	66.7%	32.0
18/06/2023 02:00:00	35.0	3	3	35	32.5	33.3%	29.0
18/06/2023 03:00:00	30.0	1	1	30	0.0	0.0%	27.0

Incoming Summary
Tivetshall

from Fri-Jun-02-2023-12-00-PM to Fri-Jun-30-2023-12-59-PM

18/06/2023 04:00:00	0.0	0	0	0	0.0	0.0%	0.0
18/06/2023 05:00:00	0.0	0	0	0	0.0	0.0%	0.0
18/06/2023 06:00:00	0.0	0	0	0	0.0	0.0%	0.0
18/06/2023 07:00:00	30.0	3	4	35	32.5	25.0%	26.0
18/06/2023 08:00:00	20.0	3	4	25	0.0	0.0%	15.8
18/06/2023 09:00:00	27.5	3	4	30	0.0	0.0%	20.8
18/06/2023 10:00:00	29.2	8	9	30	0.0	0.0%	23.8
18/06/2023 11:00:00	30.0	11	13	35	32.5	15.4%	24.4
18/06/2023 12:00:00	30.0	11	13	35	32.5	15.4%	25.6
18/06/2023 13:00:00	31.7	14	16	35	32.5	18.8%	26.9
18/06/2023 14:00:00	29.6	16	19	40	37.5	10.5%	26.9
18/06/2023 15:00:00	31.7	8	10	35	32.5	30.0%	27.6
18/06/2023 16:00:00	31.2	16	19	35	32.5	21.1%	24.6
18/06/2023 17:00:00	31.7	11	13	35	32.5	23.1%	27.2
18/06/2023 18:00:00	32.5	16	19	40	33.5	26.3%	26.7
18/06/2023 19:00:00	35.0	8	9	40	33.8	44.4%	27.0
18/06/2023 20:00:00	35.0	4	5	40	35.0	40.0%	25.0
18/06/2023 21:00:00	28.3	12	14	35	32.5	7.1%	14.4
18/06/2023 22:00:00	9.4	208	245	15	0.0	0.0%	7.6
18/06/2023 23:00:00	9.3	79	93	40	37.5	1.1%	8.0
19/06/2023 00:00:00	9.4	8	10	30	0.0	0.0%	9.3
19/06/2023 01:00:00	0.0	0	0	0	0.0	0.0%	0.0
19/06/2023 02:00:00	30.0	1	1	30	0.0	0.0%	27.0
19/06/2023 03:00:00	20.0	2	2	20	0.0	0.0%	12.0
19/06/2023 04:00:00	0.0	0	0	0	0.0	0.0%	0.0
19/06/2023 05:00:00	0.0	0	0	0	0.0	0.0%	0.0
19/06/2023 06:00:00	40.0	3	3	40	35.0	66.7%	30.3
19/06/2023 07:00:00	35.0	1	1	35	32.5	100.0%	32.0
19/06/2023 08:00:00	28.6	11	13	30	0.0	0.0%	22.6
19/06/2023 09:00:00	33.3	8	9	35	32.5	33.3%	21.7
19/06/2023 10:00:00	30.0	3	3	30	0.0	0.0%	22.0
19/06/2023 11:00:00	28.3	4	5	30	0.0	0.0%	19.0
19/06/2023 12:00:00	25.0	6	7	30	0.0	0.0%	17.7
19/06/2023 13:00:00	20.0	3	4	25	0.0	0.0%	15.8
19/06/2023 14:00:00	22.5	5	6	25	0.0	0.0%	16.3
19/06/2023 15:00:00	30.0	5	6	35	32.5	16.7%	25.3
19/06/2023 16:00:00	35.0	14	16	40	34.5	31.3%	26.9
19/06/2023 17:00:00	35.0	16	19	45	34.7	47.4%	28.9
19/06/2023 18:00:00	33.3	20	23	45	33.9	30.4%	26.9
19/06/2023 19:00:00	34.0	8	10	45	34.2	60.0%	30.5
19/06/2023 20:00:00	35.0	6	7	40	35.0	28.6%	27.9
19/06/2023 21:00:00	30.0	3	4	35	32.5	25.0%	22.0
19/06/2023 22:00:00	32.5	8	10	40	34.2	30.0%	23.0
19/06/2023 23:00:00	50.0	2	2	50	40.0	100.0%	39.5
20/06/2023 00:00:00	35.0	1	1	35	32.5	100.0%	32.0
20/06/2023 01:00:00	10.0	1	1	10	0.0	0.0%	7.0
20/06/2023 02:00:00	0.0	0	0	0	0.0	0.0%	0.0

Incoming Summary
Tivetshall

from Fri-Jun-02-2023-12-00-PM to Fri-Jun-30-2023-12-59-PM

20/06/2023 03:00:00	0.0	0	0	0	0.0	0.0%	0.0
20/06/2023 04:00:00	0.0	0	0	0	0.0	0.0%	0.0
20/06/2023 05:00:00	0.0	0	0	0	0.0	0.0%	0.0
20/06/2023 06:00:00	20.0	1	1	20	0.0	0.0%	17.0
20/06/2023 07:00:00	30.0	2	2	30	0.0	0.0%	17.0
20/06/2023 08:00:00	18.3	3	4	20	0.0	0.0%	14.5
20/06/2023 09:00:00	20.0	14	16	30	0.0	0.0%	10.7
20/06/2023 10:00:00	9.5	136	160	25	0.0	0.0%	8.0
20/06/2023 11:00:00	9.7	310	365	30	0.0	0.0%	8.1
20/06/2023 12:00:00	30.0	7	8	35	32.5	12.5%	20.1
20/06/2023 13:00:00	23.3	6	7	25	0.0	0.0%	18.6
20/06/2023 14:00:00	23.3	9	11	30	0.0	0.0%	16.6
20/06/2023 15:00:00	25.0	3	3	25	0.0	0.0%	17.0
20/06/2023 16:00:00	28.3	8	9	30	0.0	0.0%	18.3
20/06/2023 17:00:00	28.3	17	20	30	0.0	0.0%	21.7
20/06/2023 18:00:00	35.0	18	21	40	35.0	28.6%	27.2
20/06/2023 19:00:00	33.6	14	16	35	32.5	43.8%	28.1
20/06/2023 20:00:00	29.5	14	16	40	37.5	6.3%	25.3
20/06/2023 21:00:00	29.0	6	7	30	0.0	0.0%	24.1
20/06/2023 22:00:00	37.5	7	8	40	37.5	25.0%	25.8
20/06/2023 23:00:00	40.0	3	3	40	37.5	33.3%	27.0
21/06/2023 00:00:00	0.0	0	0	0	0.0	0.0%	0.0
21/06/2023 01:00:00	15.0	1	1	15	0.0	0.0%	12.0
21/06/2023 02:00:00	20.0	2	2	20	0.0	0.0%	14.5
21/06/2023 03:00:00	0.0	0	0	0	0.0	0.0%	0.0
21/06/2023 04:00:00	0.0	0	0	0	0.0	0.0%	0.0
21/06/2023 05:00:00	0.0	0	0	0	0.0	0.0%	0.0
21/06/2023 06:00:00	30.0	1	1	30	0.0	0.0%	27.0
21/06/2023 07:00:00	35.0	5	6	40	35.0	33.3%	27.8
21/06/2023 08:00:00	29.3	14	17	35	32.5	11.8%	23.6
21/06/2023 09:00:00	34.2	18	21	40	33.8	38.1%	26.9
21/06/2023 10:00:00	32.5	15	18	40	33.5	27.8%	27.1
21/06/2023 11:00:00	32.5	14	16	35	32.5	25.0%	25.6
21/06/2023 12:00:00	29.5	19	22	40	35.0	9.1%	25.2
21/06/2023 13:00:00	35.0	15	18	40	35.5	27.8%	26.6
21/06/2023 14:00:00	35.0	8	9	40	35.0	22.2%	23.8
21/06/2023 15:00:00	33.6	20	23	35	32.5	47.8%	29.0
21/06/2023 16:00:00	31.7	24	28	40	34.5	17.9%	26.4
21/06/2023 17:00:00	32.0	19	22	35	32.5	22.7%	26.4
21/06/2023 18:00:00	34.3	29	34	45	33.6	52.9%	29.9
21/06/2023 19:00:00	33.0	23	27	45	34.6	25.9%	27.0
21/06/2023 20:00:00	30.0	10	12	35	32.5	16.7%	27.2
21/06/2023 21:00:00	32.5	13	15	35	32.5	26.7%	23.5
21/06/2023 22:00:00	35.0	6	7	40	33.8	57.1%	29.9
21/06/2023 23:00:00	32.5	4	5	35	32.5	40.0%	25.0
22/06/2023 00:00:00	0.0	0	0	0	0.0	0.0%	0.0
22/06/2023 01:00:00	35.0	1	1	35	32.5	100.0%	32.0

22/06/2023 02:00:00	0.0	0	0	0	0.0	0.0%	0.0
22/06/2023 03:00:00	0.0	0	0	0	0.0	0.0%	0.0
22/06/2023 04:00:00	0.0	0	0	0	0.0	0.0%	0.0
22/06/2023 05:00:00	10.0	1	1	10	0.0	0.0%	7.0
22/06/2023 06:00:00	20.0	1	1	20	0.0	0.0%	17.0
22/06/2023 07:00:00	30.0	1	1	30	0.0	0.0%	27.0
22/06/2023 08:00:00	31.7	16	19	40	33.8	21.1%	23.7
22/06/2023 09:00:00	33.0	19	22	40	33.3	27.3%	25.1
22/06/2023 10:00:00	31.7	21	25	35	32.5	24.0%	26.1
22/06/2023 11:00:00	30.0	17	20	35	32.5	15.0%	25.6
22/06/2023 12:00:00	33.3	12	14	45	35.0	28.6%	26.3
22/06/2023 13:00:00	32.5	18	21	40	35.0	19.0%	25.6
22/06/2023 14:00:00	29.5	15	18	35	32.5	11.1%	25.2
22/06/2023 15:00:00	31.2	15	18	35	32.5	22.2%	25.2
22/06/2023 16:00:00	30.0	30	35	40	33.5	14.3%	25.8
22/06/2023 17:00:00	31.7	26	30	35	32.5	20.0%	28.0
22/06/2023 18:00:00	35.0	21	25	45	34.6	48.0%	29.5
22/06/2023 19:00:00	35.0	15	18	45	35.0	44.4%	28.2
22/06/2023 20:00:00	32.5	10	12	45	35.8	25.0%	29.3
22/06/2023 21:00:00	29.2	9	11	35	32.5	9.1%	23.5
22/06/2023 22:00:00	30.0	5	6	40	37.5	16.7%	28.8
22/06/2023 23:00:00	37.5	4	5	40	35.8	60.0%	29.0
23/06/2023 00:00:00	35.0	2	2	35	32.5	100.0%	32.0
23/06/2023 01:00:00	40.0	1	1	40	37.5	100.0%	37.0
23/06/2023 02:00:00	0.0	0	0	0	0.0	0.0%	0.0
23/06/2023 03:00:00	15.0	1	1	15	0.0	0.0%	12.0
23/06/2023 04:00:00	0.0	0	0	0	0.0	0.0%	0.0
23/06/2023 05:00:00	30.0	1	1	30	0.0	0.0%	27.0
23/06/2023 06:00:00	35.0	1	1	35	32.5	100.0%	32.0
23/06/2023 07:00:00	40.0	2	2	40	37.5	50.0%	27.0
23/06/2023 08:00:00	33.3	16	19	45	36.5	26.3%	26.5
23/06/2023 09:00:00	34.0	14	17	45	35.4	41.2%	29.1
23/06/2023 10:00:00	32.8	26	31	40	33.0	32.3%	27.1
23/06/2023 11:00:00	34.2	14	17	40	33.8	47.1%	29.8
23/06/2023 12:00:00	30.0	17	20	35	32.5	15.0%	23.6
23/06/2023 13:00:00	33.3	17	20	40	34.5	25.0%	29.0
23/06/2023 14:00:00	33.3	20	24	45	34.4	33.3%	27.8
23/06/2023 15:00:00	32.5	18	21	40	35.0	19.0%	26.0
23/06/2023 16:00:00	32.5	31	36	40	33.8	22.2%	25.6
23/06/2023 17:00:00	36.7	16	19	45	36.7	31.6%	27.6
23/06/2023 18:00:00	31.7	13	15	35	32.5	20.0%	26.1
23/06/2023 19:00:00	31.2	20	24	40	33.5	20.8%	26.0
23/06/2023 20:00:00	28.8	4	5	30	0.0	0.0%	26.2
23/06/2023 21:00:00	32.5	7	8	35	32.5	25.0%	26.4
23/06/2023 22:00:00	28.3	10	12	35	32.5	8.3%	21.4
23/06/2023 23:00:00	32.5	4	5	35	32.5	40.0%	26.0
24/06/2023 00:00:00	42.5	4	5	45	38.8	80.0%	36.2

Incoming Summary
Tivetshall

from Fri-Jun-02-2023-12-00-PM to Fri-Jun-30-2023-12-59-PM

24/06/2023 01:00:00	30.0	3	3	30	0.0	0.0%	27.0
24/06/2023 02:00:00	0.0	0	0	0	0.0	0.0%	0.0
24/06/2023 03:00:00	0.0	0	0	0	0.0	0.0%	0.0
24/06/2023 04:00:00	20.0	1	1	20	0.0	0.0%	17.0
24/06/2023 05:00:00	0.0	0	0	0	0.0	0.0%	0.0
24/06/2023 06:00:00	0.0	0	0	0	0.0	0.0%	0.0
24/06/2023 07:00:00	15.0	2	2	15	0.0	0.0%	9.5
24/06/2023 08:00:00	28.3	8	9	30	0.0	0.0%	19.3
24/06/2023 09:00:00	28.8	8	10	30	0.0	0.0%	25.1
24/06/2023 10:00:00	35.0	13	15	40	35.8	20.0%	27.5
24/06/2023 11:00:00	32.5	19	22	40	33.5	22.7%	27.0
24/06/2023 12:00:00	31.2	18	21	35	32.5	19.0%	25.7
24/06/2023 13:00:00	32.5	14	16	40	34.2	18.8%	25.6
24/06/2023 14:00:00	33.8	11	13	40	33.5	38.5%	28.3
24/06/2023 15:00:00	35.0	13	15	40	35.0	26.7%	28.1
24/06/2023 16:00:00	30.0	14	17	35	32.5	17.6%	24.5
24/06/2023 17:00:00	30.0	20	23	35	32.5	13.0%	25.3
24/06/2023 18:00:00	28.3	17	20	30	0.0	0.0%	23.5
24/06/2023 19:00:00	30.0	14	16	35	32.5	12.5%	23.9
24/06/2023 20:00:00	29.0	16	19	40	37.5	5.3%	22.6
24/06/2023 21:00:00	35.0	8	9	45	35.8	33.3%	25.3
24/06/2023 22:00:00	32.5	8	9	35	32.5	22.2%	27.1
24/06/2023 23:00:00	35.0	6	7	55	39.2	42.9%	29.9
25/06/2023 00:00:00	45.0	2	2	45	42.5	50.0%	29.5
25/06/2023 01:00:00	45.0	2	2	45	37.5	100.0%	37.0
25/06/2023 02:00:00	0.0	0	0	0	0.0	0.0%	0.0
25/06/2023 03:00:00	0.0	0	0	0	0.0	0.0%	0.0
25/06/2023 04:00:00	0.0	0	0	0	0.0	0.0%	0.0
25/06/2023 05:00:00	0.0	0	0	0	0.0	0.0%	0.0
25/06/2023 06:00:00	0.0	0	0	0	0.0	0.0%	0.0
25/06/2023 07:00:00	20.0	1	1	20	0.0	0.0%	17.0
25/06/2023 08:00:00	35.0	3	3	35	32.5	33.3%	28.7
25/06/2023 09:00:00	32.5	5	6	35	32.5	33.3%	24.7
25/06/2023 10:00:00	35.0	5	6	40	34.2	50.0%	28.7
25/06/2023 11:00:00	31.2	15	18	35	32.5	22.2%	26.0
25/06/2023 12:00:00	31.7	21	25	35	32.5	24.0%	25.9
25/06/2023 13:00:00	29.4	15	18	35	32.5	11.1%	24.8
25/06/2023 14:00:00	35.0	14	17	45	36.1	41.2%	29.5
25/06/2023 15:00:00	30.0	10	12	35	32.5	16.7%	25.2
25/06/2023 16:00:00	33.9	16	19	50	34.0	52.6%	28.3
25/06/2023 17:00:00	33.8	18	21	40	33.1	42.9%	28.4
25/06/2023 18:00:00	33.8	11	13	40	33.5	38.5%	29.5
25/06/2023 19:00:00	35.0	8	9	40	35.0	22.2%	26.6
25/06/2023 20:00:00	30.0	8	10	35	32.5	20.0%	25.2
25/06/2023 21:00:00	35.0	5	6	40	35.0	33.3%	26.2
25/06/2023 22:00:00	45.0	3	3	45	42.5	66.7%	32.0
25/06/2023 23:00:00	40.0	3	3	40	34.2	100.0%	33.7

Incoming Summary
Tivetshall

from Fri-Jun-02-2023-12-00-PM to Fri-Jun-30-2023-12-59-PM

26/06/2023 00:00:00	40.0	2	2	40	37.5	50.0%	32.0
26/06/2023 01:00:00	40.0	1	1	40	37.5	100.0%	37.0
26/06/2023 02:00:00	35.0	2	2	35	32.5	50.0%	27.0
26/06/2023 03:00:00	27.5	3	4	30	0.0	0.0%	19.8
26/06/2023 04:00:00	20.0	1	1	20	0.0	0.0%	17.0
26/06/2023 05:00:00	0.0	0	0	0	0.0	0.0%	0.0
26/06/2023 06:00:00	0.0	0	0	0	0.0	0.0%	0.0
26/06/2023 07:00:00	40.0	3	3	40	34.2	100.0%	33.7
26/06/2023 08:00:00	32.5	14	17	40	33.5	29.4%	25.6
26/06/2023 09:00:00	36.2	21	25	45	35.0	48.0%	30.4
26/06/2023 10:00:00	35.0	20	23	40	34.0	43.5%	27.8
26/06/2023 11:00:00	32.5	23	27	40	34.2	22.2%	24.7
26/06/2023 12:00:00	33.3	20	23	40	34.5	21.7%	25.7
26/06/2023 13:00:00	37.5	14	16	45	34.5	62.5%	31.1
26/06/2023 14:00:00	33.1	18	21	35	32.5	38.1%	28.4
26/06/2023 15:00:00	32.0	21	25	40	33.3	24.0%	27.2
26/06/2023 16:00:00	30.0	31	37	40	33.3	16.2%	27.2
26/06/2023 17:00:00	31.7	33	39	35	32.5	23.1%	27.2
26/06/2023 18:00:00	35.0	29	34	40	34.8	32.4%	27.8
26/06/2023 19:00:00	33.9	22	26	50	34.8	42.3%	29.5
26/06/2023 20:00:00	35.0	13	15	40	33.9	46.7%	27.4
26/06/2023 21:00:00	30.0	5	6	40	37.5	16.7%	27.0
26/06/2023 22:00:00	30.0	5	6	40	37.5	16.7%	27.0
26/06/2023 23:00:00	35.0	4	5	45	37.5	40.0%	29.0
27/06/2023 00:00:00	0.0	0	0	0	0.0	0.0%	0.0
27/06/2023 01:00:00	0.0	0	0	0	0.0	0.0%	0.0
27/06/2023 02:00:00	0.0	0	0	0	0.0	0.0%	0.0
27/06/2023 03:00:00	0.0	0	0	0	0.0	0.0%	0.0
27/06/2023 04:00:00	0.0	0	0	0	0.0	0.0%	0.0
27/06/2023 05:00:00	0.0	0	0	0	0.0	0.0%	0.0
27/06/2023 06:00:00	0.0	0	0	0	0.0	0.0%	0.0
27/06/2023 07:00:00	40.0	2	2	40	35.0	100.0%	34.5
27/06/2023 08:00:00	30.0	15	18	40	37.5	16.7%	24.6
27/06/2023 09:00:00	35.0	20	23	45	35.0	34.8%	25.3
27/06/2023 10:00:00	33.3	20	23	35	32.5	39.1%	28.1
27/06/2023 11:00:00	35.0	7	8	40	34.2	37.5%	25.8
27/06/2023 12:00:00	33.3	14	17	45	35.5	29.4%	28.6
27/06/2023 13:00:00	33.1	26	31	40	33.5	32.3%	27.5
27/06/2023 14:00:00	33.3	31	36	40	33.4	30.6%	27.1
27/06/2023 15:00:00	34.5	15	18	40	33.3	66.7%	30.2
27/06/2023 16:00:00	34.7	33	39	40	33.7	53.8%	28.5
27/06/2023 17:00:00	33.6	42	49	45	33.7	34.7%	28.1
27/06/2023 18:00:00	37.0	33	39	45	35.6	46.2%	29.4
27/06/2023 19:00:00	37.0	19	22	40	34.6	54.5%	30.6
27/06/2023 20:00:00	33.8	12	14	40	33.5	35.7%	28.3
27/06/2023 21:00:00	35.0	8	9	40	34.2	33.3%	27.6
27/06/2023 22:00:00	32.5	5	6	35	32.5	33.3%	27.0

Incoming Summary
Tivetshall

from Fri-Jun-02-2023-12-00-PM to Fri-Jun-30-2023-12-59-PM

27/06/2023 23:00:00	40.0	3	3	40	37.5	66.7%	33.7
28/06/2023 00:00:00	35.0	2	2	35	32.5	50.0%	29.5
28/06/2023 01:00:00	0.0	0	0	0	0.0	0.0%	0.0
28/06/2023 02:00:00	30.0	2	2	30	0.0	0.0%	22.0
28/06/2023 03:00:00	0.0	0	0	0	0.0	0.0%	0.0
28/06/2023 04:00:00	0.0	0	0	0	0.0	0.0%	0.0
28/06/2023 05:00:00	0.0	0	0	0	0.0	0.0%	0.0
28/06/2023 06:00:00	0.0	0	0	0	0.0	0.0%	0.0
28/06/2023 07:00:00	40.0	3	3	40	35.0	66.7%	32.0
28/06/2023 08:00:00	35.0	19	22	40	34.2	40.9%	28.1
28/06/2023 09:00:00	37.5	22	26	50	35.1	65.4%	31.8
28/06/2023 10:00:00	34.4	22	26	40	33.9	42.3%	29.2
28/06/2023 11:00:00	37.5	19	22	45	35.2	50.0%	28.9
28/06/2023 12:00:00	34.3	23	27	40	34.0	37.0%	29.1
28/06/2023 13:00:00	33.0	21	25	40	33.9	28.0%	22.8
28/06/2023 14:00:00	32.5	20	24	40	35.5	20.8%	23.4
28/06/2023 15:00:00	36.7	11	13	40	34.4	61.5%	29.8
28/06/2023 16:00:00	37.0	30	35	45	35.1	48.6%	30.1
28/06/2023 17:00:00	33.2	35	41	40	33.3	31.7%	28.2
28/06/2023 18:00:00	37.5	31	36	50	35.9	44.4%	30.0
28/06/2023 19:00:00	35.0	23	27	50	35.0	44.4%	28.2
28/06/2023 20:00:00	33.3	15	18	40	33.2	38.9%	25.9
28/06/2023 21:00:00	34.0	9	11	40	33.3	54.5%	30.5
28/06/2023 22:00:00	35.0	6	7	40	35.0	28.6%	26.3
28/06/2023 23:00:00	40.0	8	9	45	36.5	55.6%	31.6
29/06/2023 00:00:00	30.0	4	5	35	32.5	20.0%	27.0
29/06/2023 01:00:00	35.0	2	2	35	32.5	50.0%	29.5
29/06/2023 02:00:00	25.0	1	1	25	0.0	0.0%	22.0
29/06/2023 03:00:00	0.0	0	0	0	0.0	0.0%	0.0
29/06/2023 04:00:00	0.0	0	0	0	0.0	0.0%	0.0
29/06/2023 05:00:00	0.0	0	0	0	0.0	0.0%	0.0
29/06/2023 06:00:00	20.0	2	2	20	0.0	0.0%	12.0
29/06/2023 07:00:00	32.5	3	4	35	32.5	50.0%	24.5
29/06/2023 08:00:00	30.0	19	22	35	32.5	13.6%	24.1
29/06/2023 09:00:00	34.4	14	17	45	34.0	58.8%	30.5
29/06/2023 10:00:00	31.2	19	22	35	32.5	18.2%	27.5
29/06/2023 11:00:00	32.0	19	22	35	32.5	22.7%	26.0
29/06/2023 12:00:00	35.0	15	18	40	35.0	33.3%	28.9
29/06/2023 13:00:00	34.4	20	24	40	33.9	45.8%	27.6
29/06/2023 14:00:00	35.0	19	22	45	34.3	50.0%	28.7
29/06/2023 15:00:00	34.0	18	21	40	33.9	33.3%	25.2
29/06/2023 16:00:00	34.6	34	40	50	34.9	47.5%	30.1
29/06/2023 17:00:00	34.6	34	40	50	34.6	42.5%	29.2
29/06/2023 18:00:00	37.5	22	26	45	34.7	69.2%	32.0
29/06/2023 19:00:00	36.7	24	28	40	34.4	57.1%	30.3
29/06/2023 20:00:00	33.8	14	17	40	34.2	35.3%	28.9
29/06/2023 21:00:00	34.2	14	16	45	33.9	43.8%	28.5

Incoming Summary
Tivetshall

from Fri-Jun-02-2023-12-00-PM to Fri-Jun-30-2023-12-59-PM

29/06/2023 22:00:00	32.5	7	8	35	32.5	25.0%	26.5
29/06/2023 23:00:00	40.0	6	7	45	36.7	85.7%	35.0
30/06/2023 00:00:00	35.0	1	1	35	32.5	100.0%	32.0
30/06/2023 01:00:00	35.0	1	1	35	32.5	100.0%	32.0
30/06/2023 02:00:00	0.0	0	0	0	0.0	0.0%	0.0
30/06/2023 03:00:00	20.0	1	1	20	0.0	0.0%	17.0
30/06/2023 04:00:00	0.0	0	0	0	0.0	0.0%	0.0
30/06/2023 05:00:00	0.0	0	0	0	0.0	0.0%	0.0
30/06/2023 06:00:00	0.0	0	0	0	0.0	0.0%	0.0
30/06/2023 07:00:00	35.0	3	4	45	37.5	50.0%	29.5
30/06/2023 08:00:00	34.2	14	16	40	33.2	43.8%	25.7
30/06/2023 09:00:00	35.0	27	32	55	36.2	46.9%	30.4
30/06/2023 10:00:00	35.0	14	16	45	34.2	56.3%	30.6
30/06/2023 11:00:00	34.0	11	13	40	33.3	46.2%	27.8
30/06/2023 12:00:00	35.0	26	30	40	34.0	43.3%	28.5
30/06/2023 13:00:00	30.0	4	5	45	42.5	20.0%	21.2

Day/Time Ending	85th pctl (MPH)	85th pctl cnts	Total Cnts	Max Speed	Avg Speeder	% Speeders	Avg Speed
03/06/2023 00:00:00	34.6	170	200	45	34.2	44.0%	28.5
04/06/2023 00:00:00	34.6	263	309	60	34.7	39.2%	27.9
05/06/2023 00:00:00	34.2	199	234	50	34.2	41.9%	27.8
06/06/2023 00:00:00	34.0	320	376	45	34.2	35.6%	27.3
07/06/2023 00:00:00	35.0	315	371	50	34.5	45.0%	28.9
08/06/2023 00:00:00	34.1	366	430	65	34.3	37.7%	28.2
09/06/2023 00:00:00	33.4	365	429	50	34.5	27.3%	26.7
10/06/2023 00:00:00	33.4	364	428	50	34.1	29.7%	26.5
11/06/2023 00:00:00	33.9	224	263	50	33.9	36.9%	27.2
12/06/2023 00:00:00	34.5	193	227	50	34.4	41.0%	28.0
13/06/2023 00:00:00	34.4	319	375	45	34.2	39.2%	26.0
14/06/2023 00:00:00	34.8	251	295	50	34.6	41.0%	28.3
15/06/2023 00:00:00	34.9	297	349	50	34.4	46.4%	28.8
16/06/2023 00:00:00	34.4	272	320	45	34.3	39.1%	28.1
17/06/2023 00:00:00	34.0	294	346	60	34.3	35.0%	27.4
18/06/2023 00:00:00	33.1	235	276	45	33.9	27.5%	24.2
19/06/2023 00:00:00	27.2	447	526	40	33.5	6.8%	13.6
20/06/2023 00:00:00	33.1	129	152	50	34.4	28.3%	24.9
21/06/2023 00:00:00	20.4	576	678	40	34.4	2.7%	11.1
22/06/2023 00:00:00	33.0	258	304	45	33.6	28.9%	26.6
23/06/2023 00:00:00	32.5	259	305	45	33.9	24.6%	26.4
24/06/2023 00:00:00	33.2	258	304	45	34.5	27.6%	26.8
25/06/2023 00:00:00	30.8	212	249	55	34.4	16.9%	25.3
26/06/2023 00:00:00	33.5	165	194	50	34.1	33.5%	27.3
27/06/2023 00:00:00	33.7	303	356	50	34.2	32.3%	27.6
28/06/2023 00:00:00	34.4	305	359	45	34.1	40.1%	28.1
29/06/2023 00:00:00	34.9	322	379	50	34.6	42.0%	28.3
30/06/2023 00:00:00	34.5	306	360	50	34.3	42.2%	28.5
30/06/2023 12:59:59	34.6	100	118	55	34.7	45.8%	28.5

Incoming Weekly Counts
Tivetshall

from Fri-Jun-02-2023-12-00-PM to Fri-Jun-30-2023-12-59-PM

	29/05/2023	to	04/06/2023							
	Monday	Tuesday	Wednesday	Thursday	Friday	Saturday	Sunday	Week	Weekend	Week Day 85%
Hour	29/05/2023	30/05/2023	31/05/2023	01/06/2023	02/06/2023	03/06/2023	04/06/2023	Day Avg	Avg	Avg Speed
0 - 1	*	*	*	*	*	1	0	0	0.5	0
1 - 2	*	*	*	*	*	0	0	0	0	0
2 - 3	*	*	*	*	*	0	0	0	0	0
3 - 4	*	*	*	*	*	0	0	0	0	0
4 - 5	*	*	*	*	*	0	0	0	0	0
5 - 6	*	*	*	*	*	0	0	0	0	0
6 - 7	*	*	*	*	*	2	1	0	1.5	0
7 - 8	*	*	*	*	*	5	1	0	3	0
8 - 9	*	*	*	*	*	11	8	0	9.5	0
9 - 10	*	*	*	*	*	19	20	0	19.5	0
10 - 11	*	*	*	*	*	31	12	0	21.5	0
11 - 12	*	*	*	*	*	31	24	0	27.5	0
12 - 13	*	*	*	*	6	30	33	6	31.5	30
13 - 14	*	*	*	*	23	23	21	23	22	35
14 - 15	*	*	*	*	25	19	14	25	16.5	35
15 - 16	*	*	*	*	32	25	25	32	25	33.6
16 - 17	*	*	*	*	21	26	20	21	23	34.2
17 - 18	*	*	*	*	27	27	13	27	20	34.5
18 - 19	*	*	*	*	26	23	15	26	19	35
19 - 20	*	*	*	*	22	19	7	22	13	36.2
20 - 21	*	*	*	*	9	6	14	9	10	34
21 - 22	*	*	*	*	3	3	4	3	3.5	40
22 - 23	*	*	*	*	3	7	2	3	4.5	40
23 - 24	*	*	*	*	3	1	0	3	0.5	40
Totals	0	0	0	0	200	309	234			
% of Total	0%	0%	0%	0%	26.92%	41.59%	31.49%			

Incoming Weekly Counts
Tivetshall

from Fri-Jun-02-2023-12-00-PM to Fri-Jun-30-2023-12-59-PM

	05/06/2023	to	11/06/2023							
	Monday	Tuesday	Wednesday	Thursday	Friday	Saturday	Sunday	Week	Weekend	Week Day 85%
Hour	05/06/2023	06/06/2023	07/06/2023	08/06/2023	09/06/2023	10/06/2023	11/06/2023	Day Avg	Avg	Avg Speed
0 - 1	0	1	0	0	0	1	3	0.2	2	35
1 - 2	0	0	1	0	0	0	2	0.2	1	20
2 - 3	1	1	0	2	2	0	0	1.2	0	26.25
3 - 4	0	0	0	0	0	0	0	0	0	0
4 - 5	0	1	0	0	0	0	0	0.2	0	35
5 - 6	2	2	1	2	0	0	0	1.4	0	25
6 - 7	4	1	4	0	1	1	3	2	2	33.75
7 - 8	19	16	31	15	29	3	2	22	2.5	32.32
8 - 9	23	30	29	34	38	8	3	30.8	5.5	35.12
9 - 10	25	21	23	24	34	21	7	25.4	14	32.86
10 - 11	28	21	30	18	20	20	16	23.4	18	34
11 - 12	19	15	24	25	33	16	35	23.2	25.5	32.64
12 - 13	24	33	25	30	35	29	27	29.4	28	33.04
13 - 14	32	22	27	31	14	21	12	25.2	16.5	33.74
14 - 15	22	22	43	36	39	19	19	32.4	19	32.94
15 - 16	45	53	38	51	49	19	14	47.2	16.5	33.72
16 - 17	51	42	50	55	36	22	25	46.8	23.5	33.54
17 - 18	31	28	29	44	31	23	14	32.6	18.5	35.38
18 - 19	25	28	27	23	25	12	14	25.6	13	35.02
19 - 20	11	20	17	17	20	21	13	17	17	33.86
20 - 21	8	4	5	14	10	9	7	8.2	8	34.5
21 - 22	4	8	11	5	7	5	5	7	5	33.26
22 - 23	1	2	7	3	3	7	4	3.2	5.5	37
23 - 24	1	0	8	0	2	6	2	2.2	4	39.17
Totals	376	371	430	429	428	263	227			
% of Total	14.9%	14.7%	17.04%	17%	16.96%	10.42%	8.99%			

Incoming Weekly Counts
Tivetshall

from Fri-Jun-02-2023-12-00-PM to Fri-Jun-30-2023-12-59-PM

	12/06/2023	to	18/06/2023							
	Monday	Tuesday	Wednesday	Thursday	Friday	Saturday	Sunday	Week	Weekend	Week Day 85%
Hour	12/06/2023	13/06/2023	14/06/2023	15/06/2023	16/06/2023	17/06/2023	18/06/2023	Day Avg	Avg	Avg Speed
0 - 1	0	0	1	0	0	3	3	0.2	3	40
1 - 2	0	0	1	0	0	0	3	0.2	1.5	20
2 - 3	1	0	0	1	1	0	1	0.6	0.5	25
3 - 4	1	0	0	0	0	0	0	0.2	0	35
4 - 5	0	0	0	0	0	0	0	0	0	0
5 - 6	1	2	1	2	2	0	0	1.6	0	29
6 - 7	2	1	3	2	3	0	4	2.2	2	36
7 - 8	14	16	20	18	18	10	4	17.2	7	32.88
8 - 9	35	23	23	19	28	6	4	25.6	5	36.32
9 - 10	19	14	15	31	21	11	9	20	10	35.66
10 - 11	48	23	35	25	22	25	13	30.6	19	34.74
11 - 12	30	14	27	15	18	25	13	20.8	19	33.4
12 - 13	26	35	24	24	21	16	16	26	16	33.26
13 - 14	18	19	25	23	16	25	19	20.2	22	33.78
14 - 15	28	18	16	15	21	19	10	19.6	14.5	34.44
15 - 16	39	28	31	29	32	57	19	31.8	38	33.88
16 - 17	29	23	23	29	26	22	13	26	17.5	34.44
17 - 18	29	21	25	32	23	17	19	26	18	36.18
18 - 19	30	26	26	20	23	10	9	25	9.5	36.52
19 - 20	12	15	21	15	17	10	5	16	7.5	33.88
20 - 21	7	6	16	6	4	7	14	7.8	10.5	32
21 - 22	2	5	6	5	9	6	245	5.4	125.5	33.5
22 - 23	2	5	8	9	13	2	93	7.4	47.5	34.76
23 - 24	2	1	2	0	28	5	10	6.6	7.5	37.15
Totals	375	295	349	320	346	276	526			
% of Total	15.08%	11.86%	14.03%	12.87%	13.91%	11.1%	21.15%			

Incoming Weekly Counts
Tivetshall

from Fri-Jun-02-2023-12-00-PM to Fri-Jun-30-2023-12-59-PM

	19/06/2023	to	25/06/2023							
	Monday	Tuesday	Wednesday	Thursday	Friday	Saturday	Sunday	Week	Weekend	Week Day 85%
Hour	19/06/2023	20/06/2023	21/06/2023	22/06/2023	23/06/2023	24/06/2023	25/06/2023	Day Avg	Avg	Avg Speed
0 - 1	0	1	1	1	1	3	2	0.8	2.5	25
1 - 2	1	0	2	0	0	0	0	0.6	0	25
2 - 3	2	0	0	0	1	0	0	0.6	0	17.5
3 - 4	0	0	0	0	0	1	0	0	0.5	0
4 - 5	0	0	0	1	1	0	0	0.4	0	20
5 - 6	3	1	1	1	1	0	0	1.4	0	29
6 - 7	1	2	6	1	2	2	1	2.4	1.5	34
7 - 8	13	4	17	19	19	9	3	14.4	6	28.24
8 - 9	9	16	21	22	17	10	6	17	8	30.9
9 - 10	3	160	18	25	31	15	6	47.4	10.5	27.3
10 - 11	5	365	16	20	17	22	18	84.6	20	26.94
11 - 12	7	8	22	14	20	21	25	14.2	23	29.56
12 - 13	4	7	18	21	20	16	18	14	17	28.82
13 - 14	6	11	9	18	24	13	17	13.6	15	28.72
14 - 15	6	3	23	18	21	15	12	14.2	13.5	30.46
15 - 16	16	9	28	35	36	17	19	24.8	18	31.5
16 - 17	19	20	22	30	19	23	21	22	22	32.74
17 - 18	23	21	34	25	15	20	13	23.6	16.5	33.86
18 - 19	10	16	27	18	24	16	9	19	12.5	33.36
19 - 20	7	16	12	12	5	19	10	10.4	14.5	31.16
20 - 21	4	7	15	11	8	9	6	9	7.5	30.64
21 - 22	10	8	7	6	12	9	3	8.6	6	32.66
22 - 23	2	3	5	5	5	7	3	4	5	38.5
23 - 24	1	0	0	2	5	2	2	1.6	2	37.5
Totals	152	678	304	305	304	249	194			
% of Total	6.95%	31.02%	13.91%	13.95%	13.91%	11.39%	8.87%			

Incoming Weekly Counts
Tivetshall

from Fri-Jun-02-2023-12-00-PM to Fri-Jun-30-2023-12-59-PM

	26/06/2023	to	02/07/2023							
	Monday	Tuesday	Wednesday	Thursday	Friday	Saturday	Sunday	Week	Weekend	Week Day 85%
Hour	26/06/2023	27/06/2023	28/06/2023	29/06/2023	30/06/2023	01/07/2023	02/07/2023	Day Avg	Avg	Avg Speed
0 - 1	1	0	0	2	1	*	*	0.8	0	36.67
1 - 2	2	0	2	1	0	*	*	1	0	30
2 - 3	4	0	0	0	1	*	*	1	0	23.75
3 - 4	1	0	0	0	0	*	*	0.2	0	20
4 - 5	0	0	0	0	0	*	*	0	0	0
5 - 6	0	0	0	2	0	*	*	0.4	0	20
6 - 7	3	2	3	4	4	*	*	3.2	0	37.5
7 - 8	17	18	22	22	16	*	*	19	0	32.34
8 - 9	25	23	26	17	32	*	*	24.6	0	35.62
9 - 10	23	23	26	22	16	*	*	22	0	33.78
10 - 11	27	8	22	22	13	*	*	18.4	0	34.2
11 - 12	23	17	27	18	30	*	*	23	0	34.18
12 - 13	16	31	25	24	5	*	*	20.2	0	33.6
13 - 14	21	36	24	22	*	*	*	25.75	0	33.48
14 - 15	25	18	13	21	*	*	*	19.25	0	34.3
15 - 16	37	39	35	40	*	*	*	37.75	0	34.08
16 - 17	39	49	41	40	*	*	*	42.25	0	33.28
17 - 18	34	39	36	26	*	*	*	33.75	0	36.75
18 - 19	26	22	27	28	*	*	*	25.75	0	35.65
19 - 20	15	14	18	17	*	*	*	16	0	33.97
20 - 21	6	9	11	16	*	*	*	10.5	0	33.3
21 - 22	6	6	7	8	*	*	*	6.75	0	32.5
22 - 23	5	3	9	7	*	*	*	6	0	38.75
23 - 24	0	2	5	1	*	*	*	2	0	33.33
Totals	356	359	379	360	118	0	0			
% of Total	22.65%	22.84%	24.11%	22.9%	7.51%	0%	0%			

Incoming Monthly Counts
Tivetshall

from Fri-Jun-02-2023-12-00-PM to Fri-Jun-30-2023-12-59-PM

Hour	Jun 2023							Week Day Avg	Weekend Avg	Week Day 85% Avg Speed
	Monday	Tuesday	Wednesday	Thursday	Friday	Saturday	Sunday			
0 - 1	1	2	2	3	2	8	8	2	8	38
1 - 2	3	0	6	1	0	0	5	2	2.5	26.67
2 - 3	8	1	0	3	5	0	1	3.4	0.5	27.7
3 - 4	2	0	0	0	0	1	0	0.4	0.5	35
4 - 5	0	1	0	1	1	0	0	0.6	0	25
5 - 6	6	5	3	7	3	0	0	4.8	0	32.32
6 - 7	10	6	16	7	10	5	9	9.8	7	36.6
7 - 8	63	54	90	74	82	27	10	72.6	18.5	32.52
8 - 9	92	92	99	92	115	35	21	98	28	34.92
9 - 10	70	218	82	102	102	66	42	114.8	54	32.7
10 - 11	108	417	103	85	72	98	59	157	78.5	29.3
11 - 12	79	54	100	72	101	93	97	81.2	95	33.18
12 - 13	70	106	92	99	87	91	94	90.8	92.5	33.64
13 - 14	77	88	85	94	77	82	69	84.2	75.5	33.52
14 - 15	81	61	95	90	106	72	55	86.6	63.5	33.56
15 - 16	137	129	132	155	149	118	77	140.4	97.5	33.76
16 - 17	138	134	136	154	102	93	79	132.8	86	33.68
17 - 18	117	109	124	127	96	87	59	114.6	73	35.34
18 - 19	91	92	107	89	98	61	47	95.4	54	35.04
19 - 20	45	65	68	61	64	69	35	60.6	52	33.9
20 - 21	25	26	47	47	31	31	41	35.2	36	33.18
21 - 22	22	27	31	24	31	23	257	27	140	33.76
22 - 23	10	13	29	24	24	23	102	20	62.5	36.26
23 - 24	4	3	15	3	38	14	14	12.6	14	36.78
Totals	1259	1703	1462	1414	1396	1097	1181			
% of Total	13.24%	17.9%	15.37%	14.87%	14.68%	11.53%	12.42%			

Incoming Weekly Speeds
Tivetshall

from Fri-Jun-02-2023-12-00-PM to Fri-Jun-30-2023-12-59-PM

	29/05/2023	to	04/06/2023							
	Monday	Tuesday	Wednesday	Thursday	Friday	Saturday	Sunday	Week	Weekend	Week Day 85%
Hour	29/05/2023	30/05/2023	31/05/2023	01/06/2023	02/06/2023	03/06/2023	04/06/2023	Day Avg	Avg	Avg Speed
0 - 1	*	*	*	*	*	32	0	0	32	0
1 - 2	*	*	*	*	*	0	0	0	0	0
2 - 3	*	*	*	*	*	0	0	0	0	0
3 - 4	*	*	*	*	*	0	0	0	0	0
4 - 5	*	*	*	*	*	0	0	0	0	0
5 - 6	*	*	*	*	*	0	0	0	0	0
6 - 7	*	*	*	*	*	19.5	27	0	22	0
7 - 8	*	*	*	*	*	22	17	0	21.17	0
8 - 9	*	*	*	*	*	31.73	25.88	0	29.26	0
9 - 10	*	*	*	*	*	23.74	28.1	0	25.97	0
10 - 11	*	*	*	*	*	26.84	27.08	0	26.91	0
11 - 12	*	*	*	*	*	28.23	28.08	0	28.16	0
12 - 13	*	*	*	*	26.33	26.83	27.94	26.33	27.41	30
13 - 14	*	*	*	*	27.61	28.39	31.71	27.61	29.98	35
14 - 15	*	*	*	*	28.76	29	31.07	28.76	29.88	35
15 - 16	*	*	*	*	28.72	30.56	27.88	28.72	29.22	33.6
16 - 17	*	*	*	*	28.1	26.42	26	28.1	26.24	34.2
17 - 18	*	*	*	*	28.15	27.78	23.38	28.15	26.35	34.5
18 - 19	*	*	*	*	28.23	30.43	28.13	28.23	29.53	35
19 - 20	*	*	*	*	30	27.74	25.57	30	27.15	36.2
20 - 21	*	*	*	*	28.78	30.5	27.93	28.78	28.7	34
21 - 22	*	*	*	*	27	32	30.75	27	31.29	40
22 - 23	*	*	*	*	30.33	27.14	22	30.33	26	40
23 - 24	*	*	*	*	33.67	27	0	33.67	27	40
Totals	0	0	0	0	28.5	27.9	27.8			
% of Total	0%	0%	0%	0%	33.85%	33.14%	33.02%			

Incoming Weekly Speeds
Tivetshall

from Fri-Jun-02-2023-12-00-PM to Fri-Jun-30-2023-12-59-PM

	05/06/2023	to	11/06/2023							
	Monday	Tuesday	Wednesday	Thursday	Friday	Saturday	Sunday	Week	Weekend	Week Day 85%
Hour	05/06/2023	06/06/2023	07/06/2023	08/06/2023	09/06/2023	10/06/2023	11/06/2023	Day Avg	Avg	Avg Speed
0 - 1	0	32	0	0	0	27	33.67	32	32	35
1 - 2	0	0	17	0	0	0	34.5	17	34.5	20
2 - 3	17	27	0	29.5	12	0	0	21.17	0	26.25
3 - 4	0	0	0	0	0	0	0	0	0	0
4 - 5	0	32	0	0	0	0	0	32	0	35
5 - 6	12	12	17	27	0	0	0	17	0	25
6 - 7	38.5	32	34.5	0	17	17	30.67	34.1	27.25	33.75
7 - 8	24.58	26.25	27.26	26.6	23.86	22	22	25.66	22	32.32
8 - 9	29.35	29.67	28.66	29.32	27.34	30.25	18.67	28.78	27.09	35.12
9 - 10	27.84	27.86	27.91	27.25	27.21	24.43	27.71	27.57	25.25	32.86
10 - 11	24.29	29.1	27	26.17	27.45	25.4	28.38	26.68	26.72	34
11 - 12	29.58	26.73	26.04	24.56	29.18	27.44	27.71	27.28	27.63	32.64
12 - 13	26.46	29.36	25.88	25.07	27.4	27.38	28.11	26.95	27.73	33.04
13 - 14	26.12	28.91	27.04	26.48	26.07	27.43	27.92	26.89	27.61	33.74
14 - 15	25.86	31.05	27.91	24.64	24.97	28.58	26.63	26.62	27.61	32.94
15 - 16	27.18	28.6	28.74	26.84	26.47	30.47	29	27.53	29.85	33.72
16 - 17	27.16	28.74	30.16	26.65	25.78	28.59	28.64	27.75	28.62	33.54
17 - 18	30.1	30.14	30.38	26.7	29.68	28.91	27.71	29.16	28.46	35.38
18 - 19	28.84	30.04	28.04	26.48	24.64	23.67	30.64	27.69	27.42	35.02
19 - 20	25.36	28.35	27.82	28.06	25.1	28.1	26.69	27.04	27.56	33.86
20 - 21	29	25.75	33.2	27.21	26.1	28.22	26.57	27.88	27.5	34.5
21 - 22	29.75	28.38	28.64	31.2	22.71	25	30	27.89	27.5	33.26
22 - 23	27	32	27.86	37	33.67	22	28.5	31.13	24.36	37
23 - 24	42	0	31.62	0	32	25.5	19.5	32.64	24	39.17
Totals	27.3	28.9	28.2	26.7	26.5	27.2	28			
% of Total	14.16%	14.99%	14.63%	13.85%	13.74%	14.11%	14.52%			

Incoming Weekly Speeds
Tivetshall

from Fri-Jun-02-2023-12-00-PM to Fri-Jun-30-2023-12-59-PM

	12/06/2023	to	18/06/2023							
	Monday	Tuesday	Wednesday	Thursday	Friday	Saturday	Sunday	Week	Weekend	Week Day 85%
Hour	12/06/2023	13/06/2023	14/06/2023	15/06/2023	16/06/2023	17/06/2023	18/06/2023	Day Avg	Avg	Avg Speed
0 - 1	0	0	37	0	0	30.33	32	37	31.17	40
1 - 2	0	0	17	0	0	0	29	17	29	20
2 - 3	17	0	0	32	17	0	27	22	27	25
3 - 4	32	0	0	0	0	0	0	32	0	35
4 - 5	0	0	0	0	0	0	0	0	0	0
5 - 6	17	12	22	37	32	0	0	25.12	0	29
6 - 7	32	27	33.67	29.5	17	0	26	27.45	26	36
7 - 8	27.14	25.62	25.45	28.11	21.94	25.2	15.75	25.58	22.5	32.88
8 - 9	28.91	30.43	27.65	29.79	28.11	27	20.75	28.91	24.5	36.32
9 - 10	29.21	29.5	30.87	28.29	26.05	27.91	23.78	28.55	26.05	35.66
10 - 11	15.08	29.04	31.37	26.96	28.95	29.32	24.38	24.84	27.63	34.74
11 - 12	21.6	26.07	26.44	29.07	26.89	28.28	25.62	25.45	27.37	33.4
12 - 13	25.19	26.46	29.5	25.25	24.43	27.44	26.88	26.22	27.16	33.26
13 - 14	29.61	29.26	27.16	26.91	26.44	26.48	26.89	27.82	26.66	33.78
14 - 15	28.89	28.83	29.69	28.53	26.76	30.95	27.6	28.5	29.79	34.44
15 - 16	26.87	29.18	26.58	28.48	28.16	13.04	24.63	27.77	15.93	33.88
16 - 17	27.38	28.17	29.52	28.28	29.12	23.05	27.15	28.45	24.57	34.44
17 - 18	29.62	31.43	29.64	28.88	26.26	25.35	26.68	29.14	26.06	36.18
18 - 19	29.67	28.12	30.08	26.6	29.43	23.5	27	28.9	25.16	36.52
19 - 20	30	27.8	30.48	29.2	26.59	26.5	25	28.84	26	33.88
20 - 21	24.86	26.33	27.12	27.83	28.5	25.57	14.43	26.85	18.14	32
21 - 22	22	26.2	32	22	27.11	27.17	7.63	26.7	8.1	33.5
22 - 23	24.5	29	28.38	31.67	26.08	24.5	8.01	28.24	8.36	34.76
23 - 24	37	32	29.5	0	32.79	32	9.3	32.82	16.87	37.15
Totals	26	28.3	28.8	28.1	27.4	24.2	13.6			
% of Total	14.74%	16.04%	16.33%	15.93%	15.53%	13.72%	7.71%			

Incoming Weekly Speeds
Tivetshall

from Fri-Jun-02-2023-12-00-PM to Fri-Jun-30-2023-12-59-PM

	19/06/2023	to	25/06/2023							
	Monday	Tuesday	Wednesday	Thursday	Friday	Saturday	Sunday	Week	Weekend	Week Day 85%
Hour	19/06/2023	20/06/2023	21/06/2023	22/06/2023	23/06/2023	24/06/2023	25/06/2023	Day Avg	Avg	Avg Speed
0 - 1	0	7	12	32	37	27	37	22	31	25
1 - 2	27	0	14.5	0	0	0	0	18.67	0	25
2 - 3	12	0	0	0	12	0	0	12	0	17.5
3 - 4	0	0	0	0	0	17	0	0	17	0
4 - 5	0	0	0	7	27	0	0	17	0	20
5 - 6	30.33	17	27	17	32	0	0	26.29	0	29
6 - 7	32	17	27.83	27	27	9.5	17	26.17	12	34
7 - 8	22.62	14.5	23.59	23.68	26.53	19.33	28.67	23.71	21.67	28.24
8 - 9	21.67	10.69	26.86	25.09	29.12	25.1	24.67	23.26	24.94	30.9
9 - 10	22	7.99	27.11	26.12	27.1	27.53	28.67	14.03	27.86	27.3
10 - 11	19	8.06	25.56	25.65	29.76	26.95	26	10.55	26.53	26.94
11 - 12	17.71	20.12	25.18	26.29	23.65	25.71	25.88	23.66	25.8	29.56
12 - 13	15.75	18.57	26.56	25.57	29	25.56	24.83	25.54	25.18	28.82
13 - 14	16.33	16.64	23.78	25.22	27.83	28.31	29.47	23.78	28.97	28.72
14 - 15	25.33	17	28.96	25.22	25.95	28.13	25.17	26.31	26.81	30.46
15 - 16	26.88	18.33	26.39	25.83	25.61	24.47	28.32	25.48	26.5	31.5
16 - 17	28.95	21.7	26.36	28	27.58	25.3	28.38	26.62	26.77	32.74
17 - 18	26.91	27.24	29.94	29.52	26.07	23.5	29.46	28.29	25.85	33.86
18 - 19	30.5	28.12	27.04	28.22	26.04	23.94	26.56	27.56	24.88	33.36
19 - 20	27.86	25.25	27.17	29.25	26.2	22.63	25.2	27.06	23.52	31.16
20 - 21	22	24.14	23.47	23.45	26.38	25.33	26.17	23.96	25.67	30.64
21 - 22	23	25.75	29.86	28.83	21.42	27.11	32	25	28.33	32.66
22 - 23	39.5	27	25	29	26	29.86	33.67	28	31	38.5
23 - 24	32	0	0	32	36.2	29.5	32	34.63	30.75	37.5
Totals	24.9	11.1	26.6	26.4	26.8	25.3	27.3			
% of Total	14.79%	6.59%	15.8%	15.68%	15.91%	15.02%	16.21%			

Incoming Weekly Speeds
Tivetshall

from Fri-Jun-02-2023-12-00-PM to Fri-Jun-30-2023-12-59-PM

	26/06/2023	to	02/07/2023							
	Monday	Tuesday	Wednesday	Thursday	Friday	Saturday	Sunday	Week	Weekend	Week Day 85%
Hour	26/06/2023	27/06/2023	28/06/2023	29/06/2023	30/06/2023	01/07/2023	02/07/2023	Day Avg	Avg	Avg Speed
0 - 1	37	0	0	29.5	32	*	*	32	*	36.67
1 - 2	27	0	22	22	0	*	*	24	*	30
2 - 3	19.75	0	0	0	17	*	*	19.2	*	23.75
3 - 4	17	0	0	0	0	*	*	17	*	20
4 - 5	0	0	0	0	0	*	*	*	*	0
5 - 6	0	0	0	12	0	*	*	12	*	20
6 - 7	33.67	34.5	32	24.5	29.5	*	*	30.13	*	37.5
7 - 8	25.65	24.56	28.09	24.09	25.69	*	*	25.65	*	32.34
8 - 9	30.4	25.35	31.81	30.47	30.38	*	*	29.76	*	35.62
9 - 10	27.83	28.13	29.15	27.5	30.56	*	*	28.54	*	33.78
10 - 11	24.74	25.75	28.86	26	27.85	*	*	26.55	*	34.2
11 - 12	25.65	28.65	29.15	28.94	28.47	*	*	28.17	*	34.18
12 - 13	31.12	27.52	22.76	27.58	21.2	*	*	26.61	*	33.6
13 - 14	28.43	27.08	23.38	28.68	*	*	*	26.83	*	33.48
14 - 15	27.24	30.17	29.85	25.24	*	*	*	27.82	*	34.3
15 - 16	27.22	28.54	30.11	30.15	*	*	*	29.01	*	34.08
16 - 17	27.15	28.1	28.2	29.2	*	*	*	28.17	*	33.28
17 - 18	27.76	29.38	30	32.04	*	*	*	29.65	*	36.75
18 - 19	29.5	30.59	28.19	30.32	*	*	*	29.61	*	35.65
19 - 20	27.4	28.29	25.94	28.94	*	*	*	27.59	*	33.97
20 - 21	27	27.56	30.45	28.5	*	*	*	28.6	*	33.3
21 - 22	27	27	26.29	26.5	*	*	*	26.67	*	32.5
22 - 23	29	33.67	31.56	35	*	*	*	32.29	*	38.75
23 - 24	0	29.5	27	32	*	*	*	28.25	*	33.33
Totals	27.6	28.1	28.3	28.5	28.5	0	0			
% of Total	19.57%	19.93%	20.07%	20.21%	20.21%	0%	0%			

Incoming Monthly Speeds
Tivetshall

from Fri-Jun-02-2023-12-00-PM to Fri-Jun-30-2023-12-59-PM

	Jun 2023									
Hour	Monday	Tuesday	Wednesday	Thursday	Friday	Saturday	Sunday	Week Day Avg	Weekend Avg	Week Day 85% Avg Speed
0 - 1	37	19.5	24.5	30.33	34.5	28.88	33.88	28.5	31.38	38
1 - 2	27	0	17.83	22	0	0	31.2	21	31.2	26.67
2 - 3	17.12	27	0	30.33	14	0	27	19.12	27	27.7
3 - 4	24.5	0	0	0	0	17	0	24.5	17	35
4 - 5	0	32	0	7	27	0	0	22	0	25
5 - 6	22	13	22	24.14	32	0	0	22	0	32.32
6 - 7	35.1	27	31.38	26.29	24	15	26.67	29.37	22.5	36.6
7 - 8	25.03	24.63	26.37	25.47	24.41	22.3	21	25.25	21.95	32.52
8 - 9	28.72	25.48	28.87	28.62	28.63	28.69	23.52	28.1	26.75	34.92
9 - 10	27.96	13.41	28.67	27.34	27.46	25.52	27.19	22.34	26.17	32.7
10 - 11	20.06	10.61	28.66	26.24	28.53	27.2	26.51	17.62	26.94	29.3
11 - 12	24.35	26.19	26.8	26.93	27.47	27.54	27.05	26.43	27.29	33.18
12 - 13	26.44	27.15	26.11	25.83	26.62	26.89	27.21	26.44	27.05	33.64
13 - 14	26.81	26.7	25.69	26.86	27.16	27.55	29.17	26.64	28.29	33.52
14 - 15	27.3	29.44	28.73	25.54	26.42	29.22	27.62	27.33	28.53	33.56
15 - 16	27.07	27.99	28.1	27.77	27.11	21.2	27.39	27.6	23.65	33.76
16 - 17	27.45	27.36	28.85	27.88	27.44	25.86	27.66	27.82	26.69	33.68
17 - 18	28.68	29.56	30	28.9	27.86	26.62	26.81	29.04	26.7	35.34
18 - 19	29.48	29.29	28.32	28.07	27.06	26.26	28.36	28.42	27.18	35.04
19 - 20	27.67	27.45	28.03	28.82	27.27	26.26	25.8	27.85	26.11	33.9
20 - 21	26.24	26.08	27.38	26.85	27.26	27.23	22.83	26.86	24.72	33.18
21 - 22	25.23	26.89	29.03	27.12	23.9	27.3	8.71	26.47	10.24	33.76
22 - 23	30	30.08	28.66	32.75	27.54	26.17	9.84	29.69	12.85	36.26
23 - 24	37	30.33	29.8	32	33.26	28.5	14	32.48	21.25	36.78
Totals	26.7	21.5	28	27.4	27.3	26.2	21.4			
% of Total	14.96%	12.04%	15.69%	15.35%	15.29%	14.68%	11.99%			

Incoming Weekly EightyFifthSpeeds
Tivetshall

from Fri-Jun-02-2023-12-00-PM to Fri-Jun-30-2023-12-59-PM

	29/05/2023	to	04/06/2023							
	Monday	Tuesday	Wednesday	Thursday	Friday	Saturday	Sunday	Week	Weekend	Week Day 85%
Hour	29/05/2023	30/05/2023	31/05/2023	01/06/2023	02/06/2023	03/06/2023	04/06/2023	Day Avg	Avg	Avg Speed
0 - 1	*	*	*	*	*	35	0	0	35	0
1 - 2	*	*	*	*	*	0	0	0	0	0
2 - 3	*	*	*	*	*	0	0	0	0	0
3 - 4	*	*	*	*	*	0	0	0	0	0
4 - 5	*	*	*	*	*	0	0	0	0	0
5 - 6	*	*	*	*	*	0	0	0	0	0
6 - 7	*	*	*	*	*	25	30	0	27.5	0
7 - 8	*	*	*	*	*	30	20	0	25	0
8 - 9	*	*	*	*	*	37.5	35	0	36.25	0
9 - 10	*	*	*	*	*	29.3	33.6	0	31.45	0
10 - 11	*	*	*	*	*	34	33	0	33.5	0
11 - 12	*	*	*	*	*	33.5	33.3	0	33.4	0
12 - 13	*	*	*	*	30	33	33.5	30	33.25	30
13 - 14	*	*	*	*	35	35	38.8	35	36.9	35
14 - 15	*	*	*	*	35	35	37.5	35	36.25	35
15 - 16	*	*	*	*	33.6	37.5	32.9	33.6	35.2	33.6
16 - 17	*	*	*	*	34.2	31.7	35	34.2	33.35	34.2
17 - 18	*	*	*	*	34.5	34.4	30	34.5	32.2	34.5
18 - 19	*	*	*	*	35	40	40	35	40	35
19 - 20	*	*	*	*	36.2	34.2	32.5	36.2	33.35	36.2
20 - 21	*	*	*	*	34	35	33.8	34	34.4	34
21 - 22	*	*	*	*	40	40	33.3	40	36.65	40
22 - 23	*	*	*	*	40	35	30	40	32.5	40
23 - 24	*	*	*	*	40	30	0	40	30	40
Totals	0	0	0	0	427.5	645.1	562.2			
% of Total	0%	0%	0%	0%	26.15%	39.46%	34.39%			

Incoming Weekly EightyFifthSpeeds
Tivetshall

from Fri-Jun-02-2023-12-00-PM to Fri-Jun-30-2023-12-59-PM

	05/06/2023	to	11/06/2023							
	Monday	Tuesday	Wednesday	Thursday	Friday	Saturday	Sunday	Week	Weekend	Week Day 85%
Hour	05/06/2023	06/06/2023	07/06/2023	08/06/2023	09/06/2023	10/06/2023	11/06/2023	Day Avg	Avg	Avg Speed
0 - 1	0	35	0	0	0	30	40	35	35	35
1 - 2	0	0	20	0	0	0	40	20	40	20
2 - 3	20	30	0	35	20	0	0	26.25	0	26.25
3 - 4	0	0	0	0	0	0	0	0	0	0
4 - 5	0	35	0	0	0	0	0	35	0	35
5 - 6	20	20	20	40	0	0	0	25	0	25
6 - 7	42.5	35	37.5	0	20	20	35	33.75	27.5	33.75
7 - 8	30	33.3	33.3	32.5	32.5	30	30	32.32	30	32.32
8 - 9	35	38.3	33.6	34.4	34.3	35	35	35.12	35	35.12
9 - 10	33.6	34	33	31.2	32.5	30	33.8	32.86	31.9	32.86
10 - 11	32.5	34	33.5	35	35	33.8	34	34	33.9	34
11 - 12	34.2	33	31.7	30	34.3	34.3	36.4	32.64	35.35	32.64
12 - 13	32	34.6	32.5	31.7	34.4	33.3	34.5	33.04	33.9	33.04
13 - 14	33.3	38	33	31.9	32.5	33.6	35	33.74	34.3	33.74
14 - 15	30	38.8	33.2	31	31.7	33	33.3	32.94	33.15	32.94
15 - 16	34.2	34.7	35	32.2	32.5	36.7	35	33.72	35.85	33.72
16 - 17	32.5	34.7	34.5	33.5	32.5	35	33.1	33.54	34.05	33.54
17 - 18	37.5	35	36	33.8	34.6	34.5	35	35.38	34.75	35.38
18 - 19	34	38	34.4	36.2	32.5	35	38.8	35.02	36.9	35.02
19 - 20	33	34.3	33	35	34	34.4	33.8	33.86	34.1	33.86
20 - 21	37.5	30	40	33.3	31.7	35	33.3	34.5	34.15	34.5
21 - 22	32.5	35	35	35	28.8	32.5	35	33.26	33.75	33.26
22 - 23	30	40	30	45	40	32.5	30	37	31.25	37
23 - 24	45	0	37.5	0	35	35	30	39.17	32.5	39.17
Totals	659.3	720.7	656.7	616.7	608.8	623.6	691			
% of Total	14.41%	15.75%	14.35%	13.47%	13.3%	13.63%	15.1%			

Incoming Weekly EightyFifthSpeeds
Tivetshall

from Fri-Jun-02-2023-12-00-PM to Fri-Jun-30-2023-12-59-PM

	12/06/2023	to	18/06/2023							
	Monday	Tuesday	Wednesday	Thursday	Friday	Saturday	Sunday	Week	Weekend	Week Day 85%
Hour	12/06/2023	13/06/2023	14/06/2023	15/06/2023	16/06/2023	17/06/2023	18/06/2023	Day Avg	Avg	Avg Speed
0 - 1	0	0	40	0	0	40	40	40	40	40
1 - 2	0	0	20	0	0	0	35	20	35	20
2 - 3	20	0	0	35	20	0	30	25	30	25
3 - 4	35	0	0	0	0	0	0	35	0	35
4 - 5	0	0	0	0	0	0	0	0	0	0
5 - 6	20	20	25	40	40	0	0	29	0	29
6 - 7	35	30	40	40	35	0	30	36	30	36
7 - 8	33.8	35	33	33.3	29.3	30	20	32.88	25	32.88
8 - 9	35.8	40	36.7	35	34.1	30	27.5	36.32	28.75	36.32
9 - 10	36.2	37.5	36.7	36.7	31.2	35	29.2	35.66	32.1	35.66
10 - 11	30	38	37.5	33.8	34.4	34.1	30	34.74	32.05	34.74
11 - 12	32	35	31.7	35	33.3	33.9	30	33.4	31.95	33.4
12 - 13	34	33.6	35	32.5	31.2	33.3	31.7	33.26	32.5	33.26
13 - 14	34.4	34.4	33.3	34.3	32.5	33	29.6	33.78	31.3	33.78
14 - 15	34.2	33.8	35	36.7	32.5	36.2	31.7	34.44	33.95	34.44
15 - 16	33.3	35	32.5	35	33.6	26.4	31.2	33.88	28.8	33.88
16 - 17	34.3	34	35	33.9	35	30	31.7	34.44	30.85	34.44
17 - 18	37	38.8	36	34.1	35	31.2	32.5	36.18	31.85	36.18
18 - 19	39.2	36.7	36.7	33.3	36.7	28.3	35	36.52	31.65	36.52
19 - 20	34	32.5	36.7	35	31.2	31.7	35	33.88	33.35	33.88
20 - 21	35	30	35	30	30	30	28.3	32	29.15	32
21 - 22	35	30	37.5	30	35	37.5	9.4	33.5	23.45	33.5
22 - 23	35	32.5	33.8	37.5	35	30	9.3	34.76	19.65	34.76
23 - 24	40	35	35	0	38.6	35	9.4	37.15	22.2	37.15
Totals	703.2	641.8	722.1	661.1	663.6	585.6	586.5			
% of Total	15.41%	14.06%	15.82%	14.49%	14.54%	12.83%	12.85%			

Incoming Weekly EightyFifthSpeeds
Tivetshall

from Fri-Jun-02-2023-12-00-PM to Fri-Jun-30-2023-12-59-PM

	19/06/2023	to	25/06/2023							
	Monday	Tuesday	Wednesday	Thursday	Friday	Saturday	Sunday	Week	Weekend	Week Day 85%
Hour	19/06/2023	20/06/2023	21/06/2023	22/06/2023	23/06/2023	24/06/2023	25/06/2023	Day Avg	Avg	Avg Speed
0 - 1	0	10	15	35	40	30	45	25	37.5	25
1 - 2	30	0	20	0	0	0	0	25	0	25
2 - 3	20	0	0	0	15	0	0	17.5	0	17.5
3 - 4	0	0	0	0	0	20	0	0	20	0
4 - 5	0	0	0	10	30	0	0	20	0	20
5 - 6	40	20	30	20	35	0	0	29	0	29
6 - 7	35	30	35	30	40	15	20	34	17.5	34
7 - 8	28.6	18.3	29.3	31.7	33.3	28.3	35	28.24	31.65	28.24
8 - 9	33.3	20	34.2	33	34	28.8	32.5	30.9	30.65	30.9
9 - 10	30	9.5	32.5	31.7	32.8	35	35	27.3	35	27.3
10 - 11	28.3	9.7	32.5	30	34.2	32.5	31.2	26.94	31.85	26.94
11 - 12	25	30	29.5	33.3	30	31.2	31.7	29.56	31.45	29.56
12 - 13	20	23.3	35	32.5	33.3	32.5	29.4	28.82	30.95	28.82
13 - 14	22.5	23.3	35	29.5	33.3	33.8	35	28.72	34.4	28.72
14 - 15	30	25	33.6	31.2	32.5	35	30	30.46	32.5	30.46
15 - 16	35	28.3	31.7	30	32.5	30	33.9	31.5	31.95	31.5
16 - 17	35	28.3	32	31.7	36.7	30	33.8	32.74	31.9	32.74
17 - 18	33.3	35	34.3	35	31.7	28.3	33.8	33.86	31.05	33.86
18 - 19	34	33.6	33	35	31.2	30	35	33.36	32.5	33.36
19 - 20	35	29.5	30	32.5	28.8	29	30	31.16	29.5	31.16
20 - 21	30	29	32.5	29.2	32.5	35	35	30.64	35	30.64
21 - 22	32.5	37.5	35	30	28.3	32.5	45	32.66	38.75	32.66
22 - 23	50	40	32.5	37.5	32.5	35	40	38.5	37.5	38.5
23 - 24	35	0	0	35	42.5	45	40	37.5	42.5	37.5
Totals	662.5	480.3	622.6	643.8	720.1	616.9	651.3			
% of Total	15.07%	10.92%	14.16%	14.64%	16.38%	14.03%	14.81%			

Incoming Weekly EightyFifthSpeeds
Tivetshall

from Fri-Jun-02-2023-12-00-PM to Fri-Jun-30-2023-12-59-PM

	26/06/2023	to	02/07/2023							
	Monday	Tuesday	Wednesday	Thursday	Friday	Saturday	Sunday	Week	Weekend	Week Day 85%
Hour	26/06/2023	27/06/2023	28/06/2023	29/06/2023	30/06/2023	01/07/2023	02/07/2023	Day Avg	Avg	Avg Speed
0 - 1	40	0	0	35	35	*	*	36.67	0	36.67
1 - 2	35	0	30	25	0	*	*	30	0	30
2 - 3	27.5	0	0	0	20	*	*	23.75	0	23.75
3 - 4	20	0	0	0	0	*	*	20	0	20
4 - 5	0	0	0	0	0	*	*	0	0	0
5 - 6	0	0	0	20	0	*	*	20	0	20
6 - 7	40	40	40	32.5	35	*	*	37.5	0	37.5
7 - 8	32.5	30	35	30	34.2	*	*	32.34	0	32.34
8 - 9	36.2	35	37.5	34.4	35	*	*	35.62	0	35.62
9 - 10	35	33.3	34.4	31.2	35	*	*	33.78	0	33.78
10 - 11	32.5	35	37.5	32	34	*	*	34.2	0	34.2
11 - 12	33.3	33.3	34.3	35	35	*	*	34.18	0	34.18
12 - 13	37.5	33.1	33	34.4	30	*	*	33.6	0	33.6
13 - 14	33.1	33.3	32.5	35	*	*	*	33.48	0	33.48
14 - 15	32	34.5	36.7	34	*	*	*	34.3	0	34.3
15 - 16	30	34.7	37	34.6	*	*	*	34.08	0	34.08
16 - 17	31.7	33.6	33.2	34.6	*	*	*	33.28	0	33.28
17 - 18	35	37	37.5	37.5	*	*	*	36.75	0	36.75
18 - 19	33.9	37	35	36.7	*	*	*	35.65	0	35.65
19 - 20	35	33.8	33.3	33.8	*	*	*	33.97	0	33.97
20 - 21	30	35	34	34.2	*	*	*	33.3	0	33.3
21 - 22	30	32.5	35	32.5	*	*	*	32.5	0	32.5
22 - 23	35	40	40	40	*	*	*	38.75	0	38.75
23 - 24	0	35	30	35	*	*	*	33.33	0	33.33
Totals	695.2	626.1	665.9	697.4	293.2	0	0			
% of Total	23.35%	21.03%	22.36%	23.42%	9.85%	0%	0%			

Incoming Monthly EightyFifthSpeeds
Tivetshall

from Fri-Jun-02-2023-12-00-PM to Fri-Jun-30-2023-12-59-PM

	Jun 2023									
Hour	Monday	Tuesday	Wednesday	Thursday	Friday	Saturday	Sunday	Week Day Avg	Weekend Avg	Week Day 85% Avg Speed
0 - 1	40	35	40	35	40	35	40	38	37.5	38
1 - 2	35	0	20	25	0	0	35	26.67	35	26.67
2 - 3	27.5	30	0	35	18.3	0	30	27.7	30	27.7
3 - 4	35	0	0	0	0	20	0	35	20	35
4 - 5	0	35	0	10	30	0	0	25	0	25
5 - 6	35	18.3	30	38.3	40	0	0	32.32	0	32.32
6 - 7	40	35	38	35	35	20	33.3	36.6	26.65	36.6
7 - 8	31.8	33	33.1	32.1	32.6	29.5	28.3	32.52	28.9	32.52
8 - 9	35	36	34.8	34.3	34.5	35	32.5	34.92	33.75	34.92
9 - 10	34.7	28.2	34.2	33.3	33.1	31.7	33.5	32.7	32.6	32.7
10 - 11	31.3	13.5	34.9	32.5	34.3	33.8	32.5	29.3	33.15	29.3
11 - 12	32.5	33.3	32.4	33.8	33.9	33.5	33.3	33.18	33.4	33.18
12 - 13	34.1	33.7	34.1	33.1	33.2	32.7	33.3	33.64	33	33.64
13 - 14	33.5	34.3	33.2	33.2	33.4	34	36.7	33.52	35.35	33.52
14 - 15	33.2	35	33.9	32.6	33.1	34.7	34.1	33.56	34.4	33.56
15 - 16	33.3	34.6	34.4	33.4	33.1	33.1	33.3	33.76	33.2	33.76
16 - 17	33.1	33.5	34	33.5	34.3	31.9	33.6	33.68	32.75	33.68
17 - 18	35.4	36.7	35.3	34.9	34.4	33.3	32.9	35.34	33.1	35.34
18 - 19	35	36.2	34.7	35.4	33.9	35.8	37.1	35.04	36.45	35.04
19 - 20	34.1	33	34	34.6	33.8	33.5	33.3	33.9	33.4	33.9
20 - 21	35	31.2	34.3	32.7	32.7	33.3	32.8	33.18	33.05	33.18
21 - 22	34	34	35.8	33	32	35	9.6	33.76	22.3	33.76
22 - 23	35	37.5	35	38.8	35	34.2	9.8	36.26	22	36.26
23 - 24	40	35	35	35	38.9	37.5	28.3	36.78	32.9	36.78

Summary of Violators
Tivetshall

from Fri-Jun-02-2023-12-00-PM to Fri-Jun-30-2023-12-59-PM

Starting Hour	Count	Average Speed of all Traffic	Violator Counts	Average Speed of Violators
00:00:00	0	N/A	N/A	N/A
01:00:00	0	N/A	N/A	N/A
02:00:00	0	N/A	N/A	N/A
03:00:00	0	N/A	N/A	N/A
04:00:00	0	N/A	N/A	N/A
05:00:00	0	N/A	N/A	N/A
06:00:00	0	N/A	N/A	N/A
07:00:00	0	N/A	N/A	N/A
08:00:00	0	N/A	N/A	N/A
09:00:00	0	N/A	N/A	N/A
10:00:00	0	N/A	N/A	N/A
11:00:00	0	N/A	N/A	N/A
12:00:00	5	15.5	1	32.5
13:00:00	24	23.3	9	34.2
14:00:00	24	23.2	10	35.0
15:00:00	31	19.6	14	33.2
16:00:00	22	22.2	8	34.4
17:00:00	27	18.1	13	33.3
18:00:00	24	28.4	11	36.1
19:00:00	25	20.5	11	34.3
20:00:00	8	24.7	4	32.5
21:00:00	3	25.8	1	32.5
22:00:00	4	32.5	3	35.8
23:00:00	3	34.2	3	34.2
00:00:00	1	32.5	1	32.5
01:00:00	0	N/A	N/A	N/A
02:00:00	0	N/A	N/A	N/A
03:00:00	0	N/A	N/A	N/A
04:00:00	0	N/A	N/A	N/A
05:00:00	0	N/A	N/A	N/A
06:00:00	2	20.0	0	0.0
07:00:00	4	26.3	1	32.5
08:00:00	7	28.2	3	35.8
09:00:00	23	19.6	5	35.5
10:00:00	24	23.4	9	35.3
11:00:00	36	18.0	11	33.4
12:00:00	32	20.0	11	32.5
13:00:00	23	26.0	10	34.5
14:00:00	20	25.1	9	34.2
15:00:00	24	26.5	13	35.6
16:00:00	25	17.1	4	35.0
17:00:00	24	21.6	9	33.6
18:00:00	26	23.3	17	35.7
19:00:00	20	23.5	9	35.8
20:00:00	7	27.9	4	36.3
21:00:00	3	32.5	2	35.0
22:00:00	7	23.6	3	34.2
23:00:00	1	27.5	0	0.0

Summary of Violators
Tivetshall

from Fri-Jun-02-2023-12-00-PM to Fri-Jun-30-2023-12-59-PM

00:00:00	0	N/A	N/A	N/A
01:00:00	0	N/A	N/A	N/A
02:00:00	0	N/A	N/A	N/A
03:00:00	0	N/A	N/A	N/A
04:00:00	0	N/A	N/A	N/A
05:00:00	0	N/A	N/A	N/A
06:00:00	1	27.5	0	0.0
07:00:00	1	17.5	0	0.0
08:00:00	6	25.4	2	40.0
09:00:00	19	24.5	7	33.9
10:00:00	14	24.1	6	32.5
11:00:00	23	18.2	10	33.0
12:00:00	34	21.6	12	33.3
13:00:00	21	25.8	14	35.4
14:00:00	13	26.0	8	34.4
15:00:00	24	20.5	8	33.8
16:00:00	23	20.5	11	34.3
17:00:00	13	19.2	2	32.5
18:00:00	15	25.8	8	36.9
19:00:00	7	26.1	2	32.5
20:00:00	12	24.2	5	33.5
21:00:00	6	25.4	3	32.5
22:00:00	2	22.5	0	0.0
23:00:00	0	N/A	N/A	N/A
00:00:00	0	N/A	N/A	N/A
01:00:00	0	N/A	N/A	N/A
02:00:00	1	17.5	0	0.0
03:00:00	0	N/A	N/A	N/A
04:00:00	0	N/A	N/A	N/A
05:00:00	2	12.5	0	0.0
06:00:00	4	28.1	4	38.8
07:00:00	14	19.8	3	32.5
08:00:00	26	21.1	11	33.9
09:00:00	25	27.8	10	34.0
10:00:00	29	19.1	7	33.2
11:00:00	20	22.4	8	34.4
12:00:00	20	20.1	4	33.8
13:00:00	28	18.5	8	35.0
14:00:00	28	13.2	3	35.8
15:00:00	45	17.6	17	34.0
16:00:00	50	13.7	16	33.1
17:00:00	34	22.4	18	35.3
18:00:00	24	20.9	12	33.8
19:00:00	12	19.2	5	32.5
20:00:00	5	30.5	3	35.8
21:00:00	7	20.4	4	32.5
22:00:00	1	27.5	0	0.0
23:00:00	1	42.5	1	42.5
00:00:00	1	32.5	1	32.5

Summary of Violators
Tivetshall

from Fri-Jun-02-2023-12-00-PM to Fri-Jun-30-2023-12-59-PM

01:00:00	0	N/A	N/A	N/A
02:00:00	1	27.5	0	0.0
03:00:00	0	N/A	N/A	N/A
04:00:00	1	32.5	1	32.5
05:00:00	2	12.5	0	0.0
06:00:00	1	32.5	1	32.5
07:00:00	13	20.4	4	33.8
08:00:00	31	22.2	11	36.6
09:00:00	19	24.5	8	35.0
10:00:00	21	20.6	6	33.3
11:00:00	17	24.9	7	33.2
12:00:00	31	20.6	14	33.9
13:00:00	24	25.7	12	35.4
14:00:00	24	26.5	14	35.7
15:00:00	52	17.7	24	34.0
16:00:00	34	22.6	17	34.3
17:00:00	37	17.5	17	34.0
18:00:00	25	25.1	13	36.0
19:00:00	22	22.4	12	33.3
20:00:00	5	25.5	1	32.5
21:00:00	7	22.9	2	32.5
22:00:00	3	34.2	2	37.5
23:00:00	0	N/A	N/A	N/A
00:00:00	0	N/A	N/A	N/A
01:00:00	1	17.5	0	0.0
02:00:00	0	N/A	N/A	N/A
03:00:00	0	N/A	N/A	N/A
04:00:00	0	N/A	N/A	N/A
05:00:00	1	17.5	0	0.0
06:00:00	4	35.0	4	35.0
07:00:00	20	21.9	6	36.7
08:00:00	38	16.6	10	34.5
09:00:00	25	19.1	6	33.3
10:00:00	28	21.6	11	33.0
11:00:00	23	18.6	5	32.5
12:00:00	26	18.5	6	33.3
13:00:00	23	20.5	7	35.4
14:00:00	45	14.6	13	32.9
15:00:00	38	17.2	17	33.7
16:00:00	52	20.2	28	35.5
17:00:00	30	21.1	18	33.9
18:00:00	25	24.5	11	34.3
19:00:00	20	22.3	7	33.2
20:00:00	5	28.0	3	37.5
21:00:00	11	18.0	4	35.0
22:00:00	7	24.3	1	37.5
23:00:00	8	20.3	5	34.5
00:00:00	0	N/A	N/A	N/A
01:00:00	0	N/A	N/A	N/A

Summary of Violators
Tivetshall

from Fri-Jun-02-2023-12-00-PM to Fri-Jun-30-2023-12-59-PM

02:00:00	2	30.0	1	32.5
03:00:00	0	N/A	N/A	N/A
04:00:00	0	N/A	N/A	N/A
05:00:00	2	27.5	1	37.5
06:00:00	0	N/A	N/A	N/A
07:00:00	9	16.1	1	32.5
08:00:00	36	19.7	14	35.0
09:00:00	25	19.1	6	34.2
10:00:00	21	16.3	5	35.5
11:00:00	22	20.0	4	36.3
12:00:00	33	16.0	5	34.5
13:00:00	23	17.1	7	32.5
14:00:00	38	14.7	5	32.5
15:00:00	55	14.5	13	34.4
16:00:00	55	16.1	17	34.0
17:00:00	40	17.2	12	34.2
18:00:00	29	22.1	11	34.8
19:00:00	16	21.9	5	36.5
20:00:00	10	25.8	3	34.2
21:00:00	10	20.8	4	33.8
22:00:00	3	37.5	3	37.5
23:00:00	0	N/A	N/A	N/A
00:00:00	0	N/A	N/A	N/A
01:00:00	0	N/A	N/A	N/A
02:00:00	2	12.5	0	0.0
03:00:00	0	N/A	N/A	N/A
04:00:00	0	N/A	N/A	N/A
05:00:00	0	N/A	N/A	N/A
06:00:00	1	17.5	0	0.0
07:00:00	21	12.9	7	32.5
08:00:00	43	19.5	12	35.4
09:00:00	34	19.7	9	33.6
10:00:00	21	21.4	7	34.6
11:00:00	34	20.1	11	35.2
12:00:00	33	19.0	13	34.0
13:00:00	15	21.7	3	34.2
14:00:00	27	20.8	6	34.2
15:00:00	56	15.7	14	33.2
16:00:00	43	15.3	8	33.8
17:00:00	26	21.1	12	33.8
18:00:00	30	18.0	10	35.0
19:00:00	16	24.4	7	34.6
20:00:00	14	21.3	3	32.5
21:00:00	6	25.8	0	0.0
22:00:00	4	27.5	3	34.2
23:00:00	2	32.5	2	32.5
00:00:00	1	27.5	0	0.0
01:00:00	0	N/A	N/A	N/A
02:00:00	0	N/A	N/A	N/A

Summary of Violators
Tivetshall

from Fri-Jun-02-2023-12-00-PM to Fri-Jun-30-2023-12-59-PM

03:00:00	0	N/A	N/A	N/A
04:00:00	0	N/A	N/A	N/A
05:00:00	0	N/A	N/A	N/A
06:00:00	1	17.5	0	0.0
07:00:00	3	22.5	0	0.0
08:00:00	8	27.2	4	33.8
09:00:00	21	17.1	3	34.2
10:00:00	19	17.6	5	33.5
11:00:00	15	23.0	8	34.4
12:00:00	29	19.2	10	33.0
13:00:00	20	21.6	9	33.1
14:00:00	22	17.3	6	35.0
15:00:00	15	30.8	9	34.7
16:00:00	23	21.4	8	33.8
17:00:00	25	20.6	13	33.7
18:00:00	11	25.7	4	37.5
19:00:00	21	24.3	9	33.6
20:00:00	11	25.9	3	34.2
21:00:00	4	23.8	1	32.5
22:00:00	8	23.8	3	32.5
23:00:00	4	19.4	1	37.5
00:00:00	5	32.5	4	33.8
01:00:00	2	35.0	2	35.0
02:00:00	0	N/A	N/A	N/A
03:00:00	0	N/A	N/A	N/A
04:00:00	0	N/A	N/A	N/A
05:00:00	0	N/A	N/A	N/A
06:00:00	3	20.0	2	32.5
07:00:00	2	22.5	0	0.0
08:00:00	3	19.2	1	32.5
09:00:00	7	28.2	4	32.5
10:00:00	15	24.5	5	34.5
11:00:00	33	18.0	11	35.2
12:00:00	28	21.6	15	33.8
13:00:00	13	25.8	5	34.5
14:00:00	20	20.6	7	33.2
15:00:00	14	23.0	6	35.0
16:00:00	25	19.9	9	33.6
17:00:00	13	26.7	3	35.8
18:00:00	15	30.0	9	38.1
19:00:00	12	24.8	5	33.5
20:00:00	8	21.3	3	32.5
21:00:00	5	30.5	2	35.0
22:00:00	4	21.9	1	32.5
23:00:00	2	20.0	0	0.0
00:00:00	0	N/A	N/A	N/A
01:00:00	0	N/A	N/A	N/A
02:00:00	1	17.5	0	0.0
03:00:00	1	32.5	1	32.5

Summary of Violators
Tivetshall

from Fri-Jun-02-2023-12-00-PM to Fri-Jun-30-2023-12-59-PM

04:00:00	0	N/A	N/A	N/A
05:00:00	1	17.5	0	0.0
06:00:00	2	32.5	2	32.5
07:00:00	11	22.5	5	33.5
08:00:00	35	19.4	13	34.4
09:00:00	21	25.5	12	34.6
10:00:00	15	26.8	7	33.9
11:00:00	64	7.3	6	33.3
12:00:00	25	21.0	12	33.3
13:00:00	17	27.2	11	33.4
14:00:00	28	22.9	14	33.6
15:00:00	38	20.0	13	33.3
16:00:00	27	19.8	10	33.0
17:00:00	33	19.4	12	35.4
18:00:00	31	25.0	16	36.9
19:00:00	11	26.4	5	32.5
20:00:00	7	27.5	4	36.3
21:00:00	3	24.2	1	32.5
22:00:00	2	25.0	1	32.5
23:00:00	2	37.5	2	37.5
00:00:00	0	N/A	N/A	N/A
01:00:00	0	N/A	N/A	N/A
02:00:00	0	N/A	N/A	N/A
03:00:00	0	N/A	N/A	N/A
04:00:00	0	N/A	N/A	N/A
05:00:00	1	17.5	0	0.0
06:00:00	2	17.5	0	0.0
07:00:00	15	19.5	4	35.0
08:00:00	20	27.8	11	36.6
09:00:00	18	24.9	9	34.7
10:00:00	20	27.6	10	35.5
11:00:00	17	22.4	6	35.8
12:00:00	32	19.5	11	33.0
13:00:00	19	22.6	11	34.3
14:00:00	18	25.0	8	33.8
15:00:00	28	22.2	11	34.3
16:00:00	21	24.3	7	33.2
17:00:00	25	25.2	13	35.6
18:00:00	26	21.5	10	36.0
19:00:00	15	22.7	4	32.5
20:00:00	7	23.6	2	32.5
21:00:00	5	21.0	1	32.5
22:00:00	5	29.5	2	32.5
23:00:00	1	32.5	1	32.5
00:00:00	1	37.5	1	37.5
01:00:00	1	17.5	0	0.0
02:00:00	0	N/A	N/A	N/A
03:00:00	0	N/A	N/A	N/A
04:00:00	0	N/A	N/A	N/A

Summary of Violators
Tivetshall

from Fri-Jun-02-2023-12-00-PM to Fri-Jun-30-2023-12-59-PM

05:00:00	1	22.5	0	0.0
06:00:00	3	34.2	3	34.2
07:00:00	15	20.0	4	32.5
08:00:00	25	22.2	10	34.5
09:00:00	16	24.4	12	34.6
10:00:00	32	21.1	19	34.6
11:00:00	31	20.2	9	35.3
12:00:00	22	24.1	11	34.8
13:00:00	25	22.4	8	34.4
14:00:00	18	21.5	9	33.6
15:00:00	30	20.3	10	33.0
16:00:00	22	24.5	9	34.2
17:00:00	23	20.7	11	34.3
18:00:00	29	23.4	18	35.0
19:00:00	21	25.0	11	34.8
20:00:00	15	25.5	8	33.8
21:00:00	7	26.8	3	35.8
22:00:00	10	26.3	5	32.5
23:00:00	2	30.0	1	32.5
00:00:00	0	N/A	N/A	N/A
01:00:00	0	N/A	N/A	N/A
02:00:00	1	32.5	1	32.5
03:00:00	0	N/A	N/A	N/A
04:00:00	0	N/A	N/A	N/A
05:00:00	2	37.5	2	37.5
06:00:00	1	22.5	0	0.0
07:00:00	15	22.7	6	34.2
08:00:00	21	22.6	10	34.0
09:00:00	26	26.6	13	36.0
10:00:00	29	20.1	7	35.4
11:00:00	17	27.4	8	35.0
12:00:00	24	21.0	7	32.5
13:00:00	21	23.3	9	33.6
14:00:00	18	23.5	7	34.6
15:00:00	27	16.0	7	34.6
16:00:00	28	21.9	12	33.8
17:00:00	32	14.1	12	32.9
18:00:00	21	24.3	8	34.4
19:00:00	16	24.5	7	34.6
20:00:00	6	28.3	1	32.5
21:00:00	6	23.3	1	32.5
22:00:00	9	24.7	7	33.9
23:00:00	0	N/A	N/A	N/A
00:00:00	0	N/A	N/A	N/A
01:00:00	0	N/A	N/A	N/A
02:00:00	1	17.5	0	0.0
03:00:00	0	N/A	N/A	N/A
04:00:00	0	N/A	N/A	N/A
05:00:00	1	37.5	1	37.5

Summary of Violators
Tivetshall

from Fri-Jun-02-2023-12-00-PM to Fri-Jun-30-2023-12-59-PM

06:00:00	4	20.0	1	32.5
07:00:00	14	17.9	2	32.5
08:00:00	30	21.3	11	33.4
09:00:00	21	16.1	4	32.5
10:00:00	21	23.5	10	33.5
11:00:00	19	21.4	7	33.9
12:00:00	20	22.0	3	32.5
13:00:00	18	25.4	4	33.8
14:00:00	16	22.3	4	32.5
15:00:00	33	21.7	12	33.8
16:00:00	31	21.0	11	34.8
17:00:00	20	22.1	8	33.8
18:00:00	25	21.8	10	35.5
19:00:00	17	20.1	3	32.5
20:00:00	3	30.8	2	32.5
21:00:00	10	21.0	4	32.5
22:00:00	13	21.9	6	36.7
23:00:00	26	21.6	16	36.6
00:00:00	6	31.7	3	35.8
01:00:00	0	N/A	N/A	N/A
02:00:00	0	N/A	N/A	N/A
03:00:00	0	N/A	N/A	N/A
04:00:00	0	N/A	N/A	N/A
05:00:00	0	N/A	N/A	N/A
06:00:00	0	N/A	N/A	N/A
07:00:00	10	20.5	2	32.5
08:00:00	6	27.5	1	37.5
09:00:00	10	28.5	4	35.0
10:00:00	24	24.6	12	33.3
11:00:00	23	19.8	10	33.5
12:00:00	17	24.3	5	33.5
13:00:00	27	23.9	8	34.4
14:00:00	20	22.0	11	34.3
15:00:00	55	5.7	4	32.5
16:00:00	21	19.0	3	34.2
17:00:00	16	20.3	3	32.5
18:00:00	12	22.5	2	37.5
19:00:00	11	26.6	3	32.5
20:00:00	8	26.3	1	32.5
21:00:00	5	20.0	1	37.5
22:00:00	3	29.2	1	37.5
23:00:00	5	32.5	4	33.8
00:00:00	3	32.5	2	35.0
01:00:00	3	20.0	1	32.5
02:00:00	1	27.5	0	0.0
03:00:00	0	N/A	N/A	N/A
04:00:00	0	N/A	N/A	N/A
05:00:00	0	N/A	N/A	N/A
06:00:00	3	16.7	0	0.0

Summary of Violators
Tivetshall

from Fri-Jun-02-2023-12-00-PM to Fri-Jun-30-2023-12-59-PM

07:00:00	5	19.5	1	32.5
08:00:00	4	21.3	0	0.0
09:00:00	9	21.1	0	0.0
10:00:00	12	22.3	2	32.5
11:00:00	12	20.8	1	32.5
12:00:00	18	21.1	4	32.5
13:00:00	17	24.0	2	37.5
14:00:00	11	22.5	2	32.5
15:00:00	19	17.8	4	32.5
16:00:00	12	24.8	2	32.5
17:00:00	21	19.4	7	33.2
18:00:00	9	27.5	4	33.8
19:00:00	5	25.5	2	35.0
20:00:00	12	12.7	1	32.5
21:00:00	247	0.5	0	0.0
22:00:00	93	0.9	1	37.5
23:00:00	10	5.0	0	0.0
00:00:00	0	N/A	N/A	N/A
01:00:00	1	27.5	0	0.0
02:00:00	2	12.5	0	0.0
03:00:00	0	N/A	N/A	N/A
04:00:00	0	N/A	N/A	N/A
05:00:00	3	30.8	2	35.0
06:00:00	1	32.5	1	32.5
07:00:00	11	16.4	0	0.0
08:00:00	8	19.1	1	32.5
09:00:00	6	19.6	2	32.5
10:00:00	4	17.5	0	0.0
11:00:00	7	21.1	0	0.0
12:00:00	5	14.5	0	0.0
13:00:00	6	13.8	0	0.0
14:00:00	5	27.5	1	32.5
15:00:00	15	19.2	4	33.8
16:00:00	19	24.5	8	35.0
17:00:00	23	23.6	9	34.2
18:00:00	12	30.0	6	34.2
19:00:00	7	24.3	2	35.0
20:00:00	4	22.5	1	32.5
21:00:00	9	23.6	3	34.2
22:00:00	3	34.2	2	40.0
23:00:00	1	32.5	1	32.5
00:00:00	1	7.5	0	0.0
01:00:00	0	N/A	N/A	N/A
02:00:00	0	N/A	N/A	N/A
03:00:00	0	N/A	N/A	N/A
04:00:00	0	N/A	N/A	N/A
05:00:00	0	N/A	N/A	N/A
06:00:00	3	17.5	0	0.0
07:00:00	4	15.0	0	0.0

Summary of Violators
Tivetshall

from Fri-Jun-02-2023-12-00-PM to Fri-Jun-30-2023-12-59-PM

08:00:00	7	15.4	0	0.0
09:00:00	155	1.1	0	0.0
10:00:00	366	0.6	0	0.0
11:00:00	21	9.9	1	32.5
12:00:00	6	15.4	0	0.0
13:00:00	11	16.4	0	0.0
14:00:00	4	18.8	0	0.0
15:00:00	9	14.7	0	0.0
16:00:00	20	16.8	0	0.0
17:00:00	18	20.8	5	35.5
18:00:00	18	20.7	8	32.5
19:00:00	16	20.2	1	37.5
20:00:00	7	24.6	0	0.0
21:00:00	9	26.4	2	37.5
22:00:00	3	27.5	1	37.5
23:00:00	0	N/A	N/A	N/A
00:00:00	1	12.5	0	0.0
01:00:00	2	15.0	0	0.0
02:00:00	0	N/A	N/A	N/A
03:00:00	0	N/A	N/A	N/A
04:00:00	0	N/A	N/A	N/A
05:00:00	1	27.5	0	0.0
06:00:00	6	28.3	2	35.0
07:00:00	16	20.9	2	32.5
08:00:00	21	23.3	7	33.9
09:00:00	17	22.4	5	32.5
10:00:00	16	23.8	4	33.8
11:00:00	23	19.1	2	32.5
12:00:00	16	23.8	4	36.3
13:00:00	11	24.1	4	35.0
14:00:00	22	20.9	10	32.5
15:00:00	28	21.6	6	34.2
16:00:00	22	17.8	5	32.5
17:00:00	34	19.6	16	33.1
18:00:00	24	19.2	8	35.6
19:00:00	15	23.2	3	32.5
20:00:00	17	19.7	4	32.5
21:00:00	7	30.4	4	33.8
22:00:00	5	25.5	2	32.5
23:00:00	0	N/A	N/A	N/A
00:00:00	1	32.5	1	32.5
01:00:00	0	N/A	N/A	N/A
02:00:00	0	N/A	N/A	N/A
03:00:00	0	N/A	N/A	N/A
04:00:00	1	7.5	0	0.0
05:00:00	1	17.5	0	0.0
06:00:00	1	27.5	0	0.0
07:00:00	11	27.0	3	34.2
08:00:00	27	17.4	5	32.5

Summary of Violators
Tivetshall

from Fri-Jun-02-2023-12-00-PM to Fri-Jun-30-2023-12-59-PM

09:00:00	26	21.3	7	33.2
10:00:00	20	18.3	4	32.5
11:00:00	15	26.5	4	35.0
12:00:00	21	18.2	4	35.0
13:00:00	16	21.6	1	32.5
14:00:00	19	18.4	5	32.5
15:00:00	36	15.9	4	32.5
16:00:00	28	15.6	6	33.3
17:00:00	27	24.6	12	34.6
18:00:00	18	26.1	9	34.7
19:00:00	13	22.3	3	35.8
20:00:00	10	21.3	1	32.5
21:00:00	7	20.4	1	37.5
22:00:00	5	29.5	3	35.8
23:00:00	2	32.5	2	32.5
00:00:00	1	37.5	1	37.5
01:00:00	0	N/A	N/A	N/A
02:00:00	1	12.5	0	0.0
03:00:00	0	N/A	N/A	N/A
04:00:00	1	27.5	0	0.0
05:00:00	0	N/A	N/A	N/A
06:00:00	3	29.2	2	35.0
07:00:00	15	15.0	1	32.5
08:00:00	19	24.3	10	36.5
09:00:00	29	20.7	11	33.0
10:00:00	20	21.0	8	33.8
11:00:00	21	21.0	3	32.5
12:00:00	18	18.5	5	34.5
13:00:00	26	22.3	8	34.4
14:00:00	18	21.8	3	35.8
15:00:00	35	15.4	8	33.8
16:00:00	22	24.9	7	36.1
17:00:00	15	23.3	2	32.5
18:00:00	25	17.2	6	33.3
19:00:00	5	21.0	0	0.0
20:00:00	6	25.8	1	32.5
21:00:00	14	18.0	2	32.5
22:00:00	4	28.8	2	32.5
23:00:00	3	25.8	1	32.5
00:00:00	6	27.1	3	40.8
01:00:00	0	N/A	N/A	N/A
02:00:00	0	N/A	N/A	N/A
03:00:00	1	17.5	0	0.0
04:00:00	0	N/A	N/A	N/A
05:00:00	0	N/A	N/A	N/A
06:00:00	1	12.5	0	0.0
07:00:00	8	15.9	0	0.0
08:00:00	10	23.3	0	0.0
09:00:00	15	23.5	3	35.8

Summary of Violators
Tivetshall

from Fri-Jun-02-2023-12-00-PM to Fri-Jun-30-2023-12-59-PM

10:00:00	20	22.9	3	34.2
11:00:00	24	21.4	6	32.5
12:00:00	15	24.0	3	34.2
13:00:00	14	20.7	4	33.8
14:00:00	15	24.8	4	35.0
15:00:00	16	22.5	4	32.5
16:00:00	24	17.1	3	32.5
17:00:00	21	16.0	0	0.0
18:00:00	14	22.0	1	32.5
19:00:00	21	20.8	2	35.0
20:00:00	7	25.4	2	37.5
21:00:00	10	24.8	3	32.5
22:00:00	8	30.0	3	39.2
23:00:00	2	30.0	1	42.5
00:00:00	2	37.5	2	37.5
01:00:00	0	N/A	N/A	N/A
02:00:00	0	N/A	N/A	N/A
03:00:00	0	N/A	N/A	N/A
04:00:00	0	N/A	N/A	N/A
05:00:00	0	N/A	N/A	N/A
06:00:00	1	17.5	0	0.0
07:00:00	3	29.2	1	32.5
08:00:00	5	19.0	2	32.5
09:00:00	6	27.5	2	35.0
10:00:00	16	24.8	4	32.5
11:00:00	26	15.3	6	32.5
12:00:00	18	22.5	3	32.5
13:00:00	14	28.0	6	36.7
14:00:00	16	17.0	3	32.5
15:00:00	18	21.9	8	34.4
16:00:00	22	20.9	11	33.0
17:00:00	14	25.7	5	33.5
18:00:00	8	24.7	2	35.0
19:00:00	11	20.2	2	32.5
20:00:00	5	26.5	2	35.0
21:00:00	4	31.3	2	42.5
22:00:00	3	34.2	3	34.2
23:00:00	2	32.5	1	37.5
00:00:00	1	37.5	1	37.5
01:00:00	2	27.5	1	32.5
02:00:00	4	13.1	0	0.0
03:00:00	0	N/A	N/A	N/A
04:00:00	1	17.5	0	0.0
05:00:00	0	N/A	N/A	N/A
06:00:00	3	34.2	3	34.2
07:00:00	16	21.9	4	32.5
08:00:00	23	21.7	11	35.2
09:00:00	24	22.4	11	33.9
10:00:00	28	20.2	7	34.6

Summary of Violators
Tivetshall

from Fri-Jun-02-2023-12-00-PM to Fri-Jun-30-2023-12-59-PM

11:00:00	21	21.1	5	34.5
12:00:00	19	27.0	10	34.5
13:00:00	19	19.3	6	32.5
14:00:00	26	18.6	8	33.1
15:00:00	32	15.2	5	33.5
16:00:00	45	15.6	10	32.5
17:00:00	33	21.7	11	34.8
18:00:00	26	21.0	11	34.8
19:00:00	16	26.1	7	33.9
20:00:00	5	27.5	1	37.5
21:00:00	7	27.5	1	37.5
22:00:00	5	29.5	2	37.5
23:00:00	0	N/A	N/A	N/A
00:00:00	0	N/A	N/A	N/A
01:00:00	0	N/A	N/A	N/A
02:00:00	0	N/A	N/A	N/A
03:00:00	0	N/A	N/A	N/A
04:00:00	0	N/A	N/A	N/A
05:00:00	0	N/A	N/A	N/A
06:00:00	1	37.5	1	37.5
07:00:00	15	16.2	4	36.3
08:00:00	25	18.6	6	35.0
09:00:00	24	19.0	11	33.0
10:00:00	7	24.6	2	35.0
11:00:00	16	23.9	5	35.5
12:00:00	33	19.7	10	33.0
13:00:00	36	20.0	12	33.8
14:00:00	19	26.7	12	33.3
15:00:00	34	19.0	20	33.8
16:00:00	53	15.0	17	33.7
17:00:00	35	23.0	16	35.6
18:00:00	24	24.1	14	34.6
19:00:00	16	19.5	5	33.5
20:00:00	9	29.2	4	33.8
21:00:00	5	25.5	1	32.5
22:00:00	5	32.5	3	35.8
23:00:00	2	30.0	1	32.5
00:00:00	0	N/A	N/A	N/A
01:00:00	2	22.5	0	0.0
02:00:00	0	N/A	N/A	N/A
03:00:00	0	N/A	N/A	N/A
04:00:00	0	N/A	N/A	N/A
05:00:00	0	N/A	N/A	N/A
06:00:00	3	32.5	2	35.0
07:00:00	18	21.5	8	34.4
08:00:00	24	23.5	14	35.4
09:00:00	29	17.9	12	33.3
10:00:00	25	27.5	14	35.4
11:00:00	27	16.8	10	34.0

Summary of Violators
Tivetshall

from Fri-Jun-02-2023-12-00-PM to Fri-Jun-30-2023-12-59-PM

12:00:00	23	20.1	7	33.9
13:00:00	25	18.3	5	35.5
14:00:00	13	23.7	7	34.6
15:00:00	36	20.1	18	35.0
16:00:00	39	14.5	13	33.3
17:00:00	32	24.5	13	36.3
18:00:00	32	24.1	14	35.0
19:00:00	19	25.5	8	33.1
20:00:00	10	19.0	6	33.3
21:00:00	8	26.9	2	35.0
22:00:00	9	28.9	5	36.5
23:00:00	5	27.5	1	32.5
00:00:00	2	30.0	1	32.5
01:00:00	1	22.5	0	0.0
02:00:00	0	N/A	N/A	N/A
03:00:00	0	N/A	N/A	N/A
04:00:00	0	N/A	N/A	N/A
05:00:00	0	N/A	N/A	N/A
06:00:00	5	18.5	1	32.5
07:00:00	16	18.1	2	32.5
08:00:00	18	17.9	9	33.6
09:00:00	26	17.7	7	33.2
10:00:00	23	20.2	4	32.5
11:00:00	19	21.6	7	34.6
12:00:00	24	21.6	11	33.9
13:00:00	22	26.1	11	34.3
14:00:00	19	21.8	6	34.2
15:00:00	38	20.9	18	35.0
16:00:00	41	17.0	18	34.4
17:00:00	27	25.3	17	34.9
18:00:00	26	21.3	17	34.3
19:00:00	19	22.5	5	33.5
20:00:00	17	20.9	9	34.2
21:00:00	9	23.9	2	32.5
22:00:00	7	30.7	6	36.7
23:00:00	1	32.5	1	32.5

Incoming Histogram

Tivetshall

from Fri-Jun-02-2023-12-00-PM to Fri-Jun-30-2023-12-59-PM

Date	Starting Hr:min	<15	15 to <20	20 to <25	25 to <30	30 to <35	35 to <40	40 to <45	45 to <50	50 to <55	55 to <60	60 to <65	65 to <70	70 to <75	75 to <80	80 to <85	85 to <90	90 to <95	95 to <100	100 to >105	Total Counts	Avg Speed (MPH)	85pet Speed	10MPH Pace	% in pace	# of Speeders	% Speeders	
02/06/2023	00:00	*	*	*	*	*	*	*	*	*	*	*	*	*	*	*	*	*	*	*	*	*	*	*	*	*	*	
02/06/2023	01:00	*	*	*	*	*	*	*	*	*	*	*	*	*	*	*	*	*	*	*	*	*	*	*	*	*	*	
02/06/2023	02:00	*	*	*	*	*	*	*	*	*	*	*	*	*	*	*	*	*	*	*	*	*	*	*	*	*	*	
02/06/2023	03:00	*	*	*	*	*	*	*	*	*	*	*	*	*	*	*	*	*	*	*	*	*	*	*	*	*	*	
02/06/2023	04:00	*	*	*	*	*	*	*	*	*	*	*	*	*	*	*	*	*	*	*	*	*	*	*	*	*	*	
02/06/2023	05:00	*	*	*	*	*	*	*	*	*	*	*	*	*	*	*	*	*	*	*	*	*	*	*	*	*	*	
02/06/2023	06:00	*	*	*	*	*	*	*	*	*	*	*	*	*	*	*	*	*	*	*	*	*	*	*	*	*	*	
02/06/2023	07:00	*	*	*	*	*	*	*	*	*	*	*	*	*	*	*	*	*	*	*	*	*	*	*	*	*	*	
02/06/2023	08:00	*	*	*	*	*	*	*	*	*	*	*	*	*	*	*	*	*	*	*	*	*	*	*	*	*	*	
02/06/2023	09:00	*	*	*	*	*	*	*	*	*	*	*	*	*	*	*	*	*	*	*	*	*	*	*	*	*	*	
02/06/2023	10:00	*	*	*	*	*	*	*	*	*	*	*	*	*	*	*	*	*	*	*	*	*	*	*	*	*	*	
02/06/2023	11:00	*	*	*	*	*	*	*	*	*	*	*	*	*	*	*	*	*	*	*	*	*	*	*	*	*	*	
02/06/2023	12:00	0	1	0	4	1	0	0	0	0	0	0	0	0	0	0	0	0	0	0	0	6	26.3	30	25 to 35	83.3	1	16.7
02/06/2023	13:00	2	0	3	9	6	3	0	0	0	0	0	0	0	0	0	0	0	0	0	0	23	27.6	35	25 to 35	65.2	9	39.1
02/06/2023	14:00	1	0	4	9	7	3	1	0	0	0	0	0	0	0	0	0	0	0	0	0	25	28.8	35	25 to 35	64.0	11	44.0
02/06/2023	15:00	1	0	2	16	11	2	0	0	0	0	0	0	0	0	0	0	0	0	0	0	32	28.7	33.6	25 to 35	84.4	13	40.6
02/06/2023	16:00	0	3	1	9	6	1	1	0	0	0	0	0	0	0	0	0	0	0	0	0	21	28.1	34.2	25 to 35	71.4	8	38.1
02/06/2023	17:00	0	5	3	5	11	2	1	0	0	0	0	0	0	0	0	0	0	0	0	0	27	28.1	34.5	25 to 35	59.3	14	51.9
02/06/2023	18:00	1	1	5	9	6	2	2	0	0	0	0	0	0	0	0	0	0	0	0	0	26	28.2	35	25 to 35	57.7	10	38.5
02/06/2023	19:00	0	1	1	9	7	4	0	0	0	0	0	0	0	0	0	0	0	0	0	0	22	30	36.2	25 to 35	72.7	11	50.0
02/06/2023	20:00	0	1	0	3	5	0	0	0	0	0	0	0	0	0	0	0	0	0	0	0	9	28.8	34	25 to 35	88.9	5	55.6
02/06/2023	21:00	0	1	0	1	0	1	0	0	0	0	0	0	0	0	0	0	0	0	0	0	3	27	40	10 to 20	33.3	1	33.3
02/06/2023	22:00	0	0	1	0	1	1	0	0	0	0	0	0	0	0	0	0	0	0	0	0	3	30.3	40	30 to 40	66.7	2	66.7
02/06/2023	23:00	0	0	0	0	2	1	0	0	0	0	0	0	0	0	0	0	0	0	0	0	3	33.7	40	30 to 40	100.0	3	100.0
24 Hr Summary		5	13	20	74	63	20	5	0	0	0	0	0	0	0	0	0	0	0	0	200	28.5	34.6	25 to 35	68.5	88	44.0	

Incoming Histogram

Tivetshall

from Fri-Jun-02-2023-12-00-PM to Fri-Jun-30-2023-12-59-PM

Date	Starting Hr:min	<15	15 to <20	20 to <25	25 to <30	30 to <35	35 to <40	40 to <45	45 to <50	50 to <55	55 to <60	60 to <65	65 to <70	70 to <75	75 to <80	80 to <85	85 to <90	90 to <95	95 to <100	100 to >105	Total Counts	Avg Speed (MPH)	85pet Speed	10MPH Pace	% in pace	# of Speeders	% Speeders	
03/06/2023	00:00	0	0	0	0	1	0	0	0	0	0	0	0	0	0	0	0	0	0	0	0	1	32	35	25 to 35	100.0	1	100.0
03/06/2023	01:00	0	0	0	0	0	0	0	0	0	0	0	0	0	0	0	0	0	0	0	0	0	0	0	*	*	*	*
03/06/2023	02:00	0	0	0	0	0	0	0	0	0	0	0	0	0	0	0	0	0	0	0	0	0	0	0	*	*	*	*
03/06/2023	03:00	0	0	0	0	0	0	0	0	0	0	0	0	0	0	0	0	0	0	0	0	0	0	0	*	*	*	*
03/06/2023	04:00	0	0	0	0	0	0	0	0	0	0	0	0	0	0	0	0	0	0	0	0	0	0	0	*	*	*	*
03/06/2023	05:00	0	0	0	0	0	0	0	0	0	0	0	0	0	0	0	0	0	0	0	0	0	0	0	*	*	*	*
03/06/2023	06:00	0	1	1	0	0	0	0	0	0	0	0	0	0	0	0	0	0	0	0	0	2	19.5	25	15 to 25	100.0	*	*
03/06/2023	07:00	1	1	0	2	1	0	0	0	0	0	0	0	0	0	0	0	0	0	0	0	5	22	30	25 to 35	60.0	1	20.0
03/06/2023	08:00	0	0	0	5	3	2	1	0	0	0	0	0	0	0	0	0	0	0	0	0	11	31.7	37.5	25 to 35	72.7	6	54.5
03/06/2023	09:00	1	4	5	7	1	1	0	0	0	0	0	0	0	0	0	0	0	0	0	0	19	23.7	29.3	20 to 30	63.2	2	10.5
03/06/2023	10:00	3	1	3	15	5	3	1	0	0	0	0	0	0	0	0	0	0	0	0	0	31	26.8	34	25 to 35	64.5	9	29.0
03/06/2023	11:00	1	1	3	14	10	2	0	0	0	0	0	0	0	0	0	0	0	0	0	0	31	28.2	33.5	25 to 35	77.4	12	38.7
03/06/2023	12:00	2	1	4	13	10	0	0	0	0	0	0	0	0	0	0	0	0	0	0	0	30	26.8	33	25 to 35	76.7	10	33.3
03/06/2023	13:00	1	1	4	6	8	2	1	0	0	0	0	0	0	0	0	0	0	0	0	0	23	28.4	35	25 to 35	60.9	11	47.8
03/06/2023	14:00	0	1	2	8	5	3	0	0	0	0	0	0	0	0	0	0	0	0	0	0	19	29	35	25 to 35	68.4	8	42.1
03/06/2023	15:00	0	0	4	8	7	4	2	0	0	0	0	0	0	0	0	0	0	0	0	0	25	30.6	37.5	25 to 35	60.0	13	52.0
03/06/2023	16:00	2	1	3	15	3	2	0	0	0	0	0	0	0	0	0	0	0	0	0	0	26	26.4	31.7	20 to 30	69.2	5	19.2
03/06/2023	17:00	2	1	4	8	9	3	0	0	0	0	0	0	0	0	0	0	0	0	0	0	27	27.8	34.4	25 to 35	63.0	12	44.4
03/06/2023	18:00	4	0	1	3	8	4	0	2	0	1	0	0	0	0	0	0	0	0	0	0	23	30.4	40	30 to 40	52.2	15	65.2
03/06/2023	19:00	1	2	1	7	6	2	0	0	0	0	0	0	0	0	0	0	0	0	0	0	19	27.7	34.2	25 to 35	68.4	8	42.1
03/06/2023	20:00	0	0	1	2	2	0	1	0	0	0	0	0	0	0	0	0	0	0	0	0	6	30.5	35	25 to 35	66.7	3	50.0
03/06/2023	21:00	0	0	0	1	1	1	0	0	0	0	0	0	0	0	0	0	0	0	0	0	3	32	40	25 to 35	66.7	2	66.7
03/06/2023	22:00	1	0	0	3	2	1	0	0	0	0	0	0	0	0	0	0	0	0	0	0	7	27.1	35	25 to 35	71.4	3	42.9
03/06/2023	23:00	0	0	0	1	0	0	0	0	0	0	0	0	0	0	0	0	0	0	0	0	1	27	30	20 to 30	100.0	*	*
24 Hr Summary		19	15	36	118	82	30	6	2	0	1	0	0	0	0	0	0	0	0	0	0	309	27.9	34.6	25 to 35	64.7	121	39.2

Incoming Histogram

Tivetshall

from Fri-Jun-02-2023-12-00-PM to Fri-Jun-30-2023-12-59-PM

Date	Starting Hr:min	<15	15 to <20	20 to <25	25 to <30	30 to <35	35 to <40	40 to <45	45 to <50	50 to <55	55 to <60	60 to <65	65 to <70	70 to <75	75 to <80	80 to <85	85 to <90	90 to <95	95 to <100	100 to >105	Total Counts	Avg Speed (MPH)	85pet Speed	10MPH Pace	% in pace	# of Speeders	% Speeders	
04/06/2023	00:00	0	0	0	0	0	0	0	0	0	0	0	0	0	0	0	0	0	0	0	0	0	0	*	*	*	*	
04/06/2023	01:00	0	0	0	0	0	0	0	0	0	0	0	0	0	0	0	0	0	0	0	0	0	0	*	*	*	*	
04/06/2023	02:00	0	0	0	0	0	0	0	0	0	0	0	0	0	0	0	0	0	0	0	0	0	0	*	*	*	*	
04/06/2023	03:00	0	0	0	0	0	0	0	0	0	0	0	0	0	0	0	0	0	0	0	0	0	0	*	*	*	*	
04/06/2023	04:00	0	0	0	0	0	0	0	0	0	0	0	0	0	0	0	0	0	0	0	0	0	0	*	*	*	*	
04/06/2023	05:00	0	0	0	0	0	0	0	0	0	0	0	0	0	0	0	0	0	0	0	0	0	0	*	*	*	*	
04/06/2023	06:00	0	0	0	1	0	0	0	0	0	0	0	0	0	0	0	0	0	0	0	0	1	27	30	20 to 30	100.0	*	*
04/06/2023	07:00	0	1	0	0	0	0	0	0	0	0	0	0	0	0	0	0	0	0	0	0	1	17	20	10 to 20	100.0	*	*
04/06/2023	08:00	1	2	0	3	1	0	0	1	0	0	0	0	0	0	0	0	0	0	0	0	8	25.9	35	25 to 35	50.0	2	25.0
04/06/2023	09:00	1	0	2	9	7	0	1	0	0	0	0	0	0	0	0	0	0	0	0	0	20	28.1	33.6	25 to 35	80.0	8	40.0
04/06/2023	10:00	1	0	2	4	5	0	0	0	0	0	0	0	0	0	0	0	0	0	0	0	12	27.1	33	25 to 35	75.0	5	41.7
04/06/2023	11:00	1	0	3	10	9	1	0	0	0	0	0	0	0	0	0	0	0	0	0	0	24	28.1	33.3	25 to 35	79.2	10	41.7
04/06/2023	12:00	1	1	4	15	10	2	0	0	0	0	0	0	0	0	0	0	0	0	0	0	33	27.9	33.5	25 to 35	75.8	12	36.4
04/06/2023	13:00	0	1	1	5	8	4	2	0	0	0	0	0	0	0	0	0	0	0	0	0	21	31.7	38.8	25 to 35	61.9	14	66.7
04/06/2023	14:00	0	1	1	2	6	4	0	0	0	0	0	0	0	0	0	0	0	0	0	0	14	31.1	37.5	30 to 40	71.4	10	71.4
04/06/2023	15:00	1	0	2	14	7	1	0	0	0	0	0	0	0	0	0	0	0	0	0	0	25	27.9	32.9	25 to 35	84.0	8	32.0
04/06/2023	16:00	4	1	4	2	6	2	1	0	0	0	0	0	0	0	0	0	0	0	0	0	20	26	35	25 to 35	40.0	9	45.0
04/06/2023	17:00	2	0	4	5	2	0	0	0	0	0	0	0	0	0	0	0	0	0	0	0	13	23.4	30	20 to 30	69.2	2	15.4
04/06/2023	18:00	3	0	1	3	5	1	0	2	0	0	0	0	0	0	0	0	0	0	0	0	15	28.1	40	25 to 35	53.3	8	53.3
04/06/2023	19:00	0	1	2	2	2	0	0	0	0	0	0	0	0	0	0	0	0	0	0	0	7	25.6	32.5	20 to 30	57.1	2	28.6
04/06/2023	20:00	0	1	2	6	4	1	0	0	0	0	0	0	0	0	0	0	0	0	0	0	14	27.9	33.8	25 to 35	71.4	5	35.7
04/06/2023	21:00	0	0	0	1	3	0	0	0	0	0	0	0	0	0	0	0	0	0	0	0	4	30.8	33.3	25 to 35	100.0	3	75.0
04/06/2023	22:00	0	1	0	1	0	0	0	0	0	0	0	0	0	0	0	0	0	0	0	0	2	22	30	10 to 20	50.0	*	*
04/06/2023	23:00	0	0	0	0	0	0	0	0	0	0	0	0	0	0	0	0	0	0	0	0	0	0	*	*	*	*	
24 Hr Summary		15	10	28	83	75	16	4	3	0	0	0	0	0	0	0	0	0	0	0	234	27.8	34.2	25 to 35	67.5	98	41.9	

Incoming Histogram

Tivetshall

from Fri-Jun-02-2023-12-00-PM to Fri-Jun-30-2023-12-59-PM

Date	Starting Hr:min	<15	15 to <20	20 to <25	25 to <30	30 to <35	35 to <40	40 to <45	45 to <50	50 to <55	55 to <60	60 to <65	65 to <70	70 to <75	75 to <80	80 to <85	85 to <90	90 to <95	95 to <100	100 to >105	Total Counts	Avg Speed (MPH)	85pet Speed	10MPH Pace	% in pace	# of Speeders	% Speeders
05/06/2023	00:00	0	0	0	0	0	0	0	0	0	0	0	0	0	0	0	0	0	0	0	0	0	0	*	*	*	*
05/06/2023	01:00	0	0	0	0	0	0	0	0	0	0	0	0	0	0	0	0	0	0	0	0	0	0	*	*	*	*
05/06/2023	02:00	0	1	0	0	0	0	0	0	0	0	0	0	0	0	0	0	0	0	0	1	17	20	10 to 20	100.0	*	*
05/06/2023	03:00	0	0	0	0	0	0	0	0	0	0	0	0	0	0	0	0	0	0	0	0	0	0	*	*	*	*
05/06/2023	04:00	0	0	0	0	0	0	0	0	0	0	0	0	0	0	0	0	0	0	0	0	0	0	*	*	*	*
05/06/2023	05:00	1	1	0	0	0	0	0	0	0	0	0	0	0	0	0	0	0	0	0	2	12	20	0 to 10	50.0	*	*
05/06/2023	06:00	0	0	0	0	1	1	2	0	0	0	0	0	0	0	0	0	0	0	0	4	38.5	42.5	35 to 45	75.0	4	100.0
05/06/2023	07:00	1	2	6	7	3	0	0	0	0	0	0	0	0	0	0	0	0	0	0	19	24.6	30	20 to 30	68.4	3	15.8
05/06/2023	08:00	1	0	2	8	9	2	1	0	0	0	0	0	0	0	0	0	0	0	0	23	29.3	35	25 to 35	73.9	12	52.2
05/06/2023	09:00	0	0	7	9	7	2	0	0	0	0	0	0	0	0	0	0	0	0	0	25	27.8	33.6	20 to 30	64.0	9	36.0
05/06/2023	10:00	2	6	4	9	6	1	0	0	0	0	0	0	0	0	0	0	0	0	0	28	24.3	32.5	25 to 35	53.6	7	25.0
05/06/2023	11:00	0	0	2	9	6	1	1	0	0	0	0	0	0	0	0	0	0	0	0	19	29.6	34.2	25 to 35	78.9	8	42.1
05/06/2023	12:00	0	4	3	11	5	1	0	0	0	0	0	0	0	0	0	0	0	0	0	24	26.5	32	25 to 35	66.7	6	25.0
05/06/2023	13:00	2	2	8	13	3	4	0	0	0	0	0	0	0	0	0	0	0	0	0	32	26.1	33.3	20 to 30	65.6	7	21.9
05/06/2023	14:00	0	2	7	10	1	2	0	0	0	0	0	0	0	0	0	0	0	0	0	22	25.9	30	20 to 30	77.3	3	13.6
05/06/2023	15:00	2	4	9	12	13	5	0	0	0	0	0	0	0	0	0	0	0	0	0	45	27.2	34.2	25 to 35	55.6	18	40.0
05/06/2023	16:00	0	5	8	24	12	2	0	0	0	0	0	0	0	0	0	0	0	0	0	51	27.2	32.5	25 to 35	70.6	14	27.5
05/06/2023	17:00	2	0	3	8	11	4	3	0	0	0	0	0	0	0	0	0	0	0	0	31	30.1	37.5	25 to 35	61.3	18	58.1
05/06/2023	18:00	1	1	2	9	10	1	1	0	0	0	0	0	0	0	0	0	0	0	0	25	28.8	34	25 to 35	76.0	12	48.0
05/06/2023	19:00	2	0	2	2	5	0	0	0	0	0	0	0	0	0	0	0	0	0	0	11	25.4	33	25 to 35	63.6	5	45.5
05/06/2023	20:00	0	1	2	0	3	2	0	0	0	0	0	0	0	0	0	0	0	0	0	8	29	37.5	30 to 40	62.5	5	62.5
05/06/2023	21:00	0	0	0	2	2	0	0	0	0	0	0	0	0	0	0	0	0	0	0	4	29.8	32.5	25 to 35	100.0	2	50.0
05/06/2023	22:00	0	0	0	1	0	0	0	0	0	0	0	0	0	0	0	0	0	0	0	1	27	30	20 to 30	100.0	*	*
05/06/2023	23:00	0	0	0	0	0	0	1	0	0	0	0	0	0	0	0	0	0	0	0	1	42	45	35 to 45	100.0	1	100.0
24 Hr Summary		14	29	65	134	97	28	9	0	0	0	0	0	0	0	0	0	0	0	0	376	27.3	34	25 to 35	61.4	134	35.6

Incoming Histogram

Tivetshall

from Fri-Jun-02-2023-12-00-PM to Fri-Jun-30-2023-12-59-PM

Date	Starting Hr:min	<15	15 to <20	20 to <25	25 to <30	30 to <35	35 to <40	40 to <45	45 to <50	50 to <55	55 to <60	60 to <65	65 to <70	70 to <75	75 to <80	80 to <85	85 to <90	90 to <95	95 to <100	100 to >105	Total Counts	Avg Speed (MPH)	85pet Speed	10MPH Pace	% in pace	# of Speeders	% Speeders	
06/06/2023	00:00	0	0	0	0	1	0	0	0	0	0	0	0	0	0	0	0	0	0	0	0	1	32	35	25 to 35	100.0	1	100.0
06/06/2023	01:00	0	0	0	0	0	0	0	0	0	0	0	0	0	0	0	0	0	0	0	0	0	0	0	*	*	*	*
06/06/2023	02:00	0	0	0	1	0	0	0	0	0	0	0	0	0	0	0	0	0	0	0	0	1	27	30	20 to 30	100.0	*	*
06/06/2023	03:00	0	0	0	0	0	0	0	0	0	0	0	0	0	0	0	0	0	0	0	0	0	0	0	*	*	*	*
06/06/2023	04:00	0	0	0	0	1	0	0	0	0	0	0	0	0	0	0	0	0	0	0	0	1	32	35	25 to 35	100.0	1	100.0
06/06/2023	05:00	1	1	0	0	0	0	0	0	0	0	0	0	0	0	0	0	0	0	0	0	2	12	20	0 to 10	50.0	*	*
06/06/2023	06:00	0	0	0	0	1	0	0	0	0	0	0	0	0	0	0	0	0	0	0	0	1	32	35	25 to 35	100.0	1	100.0
06/06/2023	07:00	0	2	4	6	3	1	0	0	0	0	0	0	0	0	0	0	0	0	0	0	16	26.3	33.3	20 to 30	62.5	4	25.0
06/06/2023	08:00	2	0	2	13	5	6	1	1	0	0	0	0	0	0	0	0	0	0	0	0	30	29.7	38.3	25 to 35	60.0	13	43.3
06/06/2023	09:00	0	1	4	9	5	2	0	0	0	0	0	0	0	0	0	0	0	0	0	0	21	27.9	34	25 to 35	66.7	7	33.3
06/06/2023	10:00	0	0	1	13	5	2	0	0	0	0	0	0	0	0	0	0	0	0	0	0	21	29.1	34	25 to 35	85.7	7	33.3
06/06/2023	11:00	1	0	2	7	5	0	0	0	0	0	0	0	0	0	0	0	0	0	0	0	15	26.7	33	25 to 35	80.0	5	33.3
06/06/2023	12:00	1	0	4	12	12	3	1	0	0	0	0	0	0	0	0	0	0	0	0	0	33	29.4	34.6	25 to 35	72.7	16	48.5
06/06/2023	13:00	2	0	3	5	6	5	1	0	0	0	0	0	0	0	0	0	0	0	0	0	22	28.9	38	25 to 35	50.0	12	54.5
06/06/2023	14:00	0	0	3	7	6	4	2	0	0	0	0	0	0	0	0	0	0	0	0	0	22	31	38.8	25 to 35	59.1	12	54.5
06/06/2023	15:00	1	4	6	18	17	7	0	0	0	0	0	0	0	0	0	0	0	0	0	0	53	28.6	34.7	25 to 35	66.0	24	45.3
06/06/2023	16:00	1	2	6	13	15	4	1	0	0	0	0	0	0	0	0	0	0	0	0	0	42	28.7	34.7	25 to 35	66.7	20	47.6
06/06/2023	17:00	0	1	1	12	10	3	1	0	0	0	0	0	0	0	0	0	0	0	0	0	28	30.1	35	25 to 35	78.6	14	50.0
06/06/2023	18:00	1	2	2	7	9	5	2	0	0	0	0	0	0	0	0	0	0	0	0	0	28	30	38	25 to 35	57.1	16	57.1
06/06/2023	19:00	1	0	2	8	7	2	0	0	0	0	0	0	0	0	0	0	0	0	0	0	20	28.4	34.3	25 to 35	75.0	9	45.0
06/06/2023	20:00	0	1	0	2	1	0	0	0	0	0	0	0	0	0	0	0	0	0	0	0	4	25.8	30	25 to 35	75.0	1	25.0
06/06/2023	21:00	0	0	2	3	2	1	0	0	0	0	0	0	0	0	0	0	0	0	0	0	8	28.4	35	20 to 30	62.5	3	37.5
06/06/2023	22:00	0	0	0	1	0	1	0	0	0	0	0	0	0	0	0	0	0	0	0	0	2	32	40	20 to 30	50.0	1	50.0
06/06/2023	23:00	0	0	0	0	0	0	0	0	0	0	0	0	0	0	0	0	0	0	0	0	0	0	0	*	*	*	*
24 Hr Summary		11	14	42	137	111	46	9	1	0	0	0	0	0	0	0	0	0	0	0	371	28.9	35	25 to 35	66.8	167	45.0	

Incoming Histogram

Tivetshall

from Fri-Jun-02-2023-12-00-PM to Fri-Jun-30-2023-12-59-PM

Date	Starting Hr:min	<15	15 to <20	20 to <25	25 to <30	30 to <35	35 to <40	40 to <45	45 to <50	50 to <55	55 to <60	60 to <65	65 to <70	70 to <75	75 to <80	80 to <85	85 to <90	90 to <95	95 to <100	100 to >105	Total Counts	Avg Speed (MPH)	85pet Speed	10MPH Pace	% in pace	# of Speeders	% Speeders	
07/06/2023	00:00	0	0	0	0	0	0	0	0	0	0	0	0	0	0	0	0	0	0	0	0	0	0	*	*	*	*	
07/06/2023	01:00	0	1	0	0	0	0	0	0	0	0	0	0	0	0	0	0	0	0	0	0	1	17	20	10 to 20	100.0	*	*
07/06/2023	02:00	0	0	0	0	0	0	0	0	0	0	0	0	0	0	0	0	0	0	0	0	0	0	*	*	*	*	
07/06/2023	03:00	0	0	0	0	0	0	0	0	0	0	0	0	0	0	0	0	0	0	0	0	0	0	*	*	*	*	
07/06/2023	04:00	0	0	0	0	0	0	0	0	0	0	0	0	0	0	0	0	0	0	0	0	0	0	*	*	*	*	
07/06/2023	05:00	0	1	0	0	0	0	0	0	0	0	0	0	0	0	0	0	0	0	0	0	1	17	20	10 to 20	100.0	*	*
07/06/2023	06:00	0	0	0	0	2	2	0	0	0	0	0	0	0	0	0	0	0	0	0	0	4	34.5	37.5	30 to 40	100.0	4	100.0
07/06/2023	07:00	0	4	4	16	3	3	1	0	0	0	0	0	0	0	0	0	0	0	0	0	31	27.3	33.3	20 to 30	64.5	7	22.6
07/06/2023	08:00	0	1	3	16	7	1	0	1	0	0	0	0	0	0	0	0	0	0	0	0	29	28.7	33.6	25 to 35	79.3	9	31.0
07/06/2023	09:00	0	0	4	13	5	1	0	0	0	0	0	0	0	0	0	0	0	0	0	0	23	27.9	33	25 to 35	78.3	6	26.1
07/06/2023	10:00	1	3	4	11	10	1	0	0	0	0	0	0	0	0	0	0	0	0	0	0	30	27	33.5	25 to 35	70.0	11	36.7
07/06/2023	11:00	1	0	9	8	6	0	0	0	0	0	0	0	0	0	0	0	0	0	0	0	24	26	31.7	20 to 30	70.8	6	25.0
07/06/2023	12:00	2	1	5	10	6	1	0	0	0	0	0	0	0	0	0	0	0	0	0	0	25	25.9	32.5	25 to 35	64.0	7	28.0
07/06/2023	13:00	1	1	7	11	5	0	2	0	0	0	0	0	0	0	0	0	0	0	0	0	27	27	33	20 to 30	66.7	7	25.9
07/06/2023	14:00	0	2	6	22	11	2	0	0	0	0	0	0	0	0	0	0	0	0	0	0	43	27.9	33.2	25 to 35	76.7	13	30.2
07/06/2023	15:00	0	3	8	9	12	5	1	0	0	0	0	0	0	0	0	0	0	0	0	0	38	28.7	35	25 to 35	55.3	18	47.4
07/06/2023	16:00	0	3	4	17	20	3	2	0	0	0	1	0	0	0	0	0	0	0	0	0	50	30.2	34.5	25 to 35	74.0	26	52.0
07/06/2023	17:00	0	0	5	6	13	5	0	0	0	0	0	0	0	0	0	0	0	0	0	0	29	30.4	36	25 to 35	65.5	18	62.1
07/06/2023	18:00	0	2	6	8	8	2	1	0	0	0	0	0	0	0	0	0	0	0	0	0	27	28	34.4	25 to 35	59.3	11	40.7
07/06/2023	19:00	0	2	1	8	5	1	0	0	0	0	0	0	0	0	0	0	0	0	0	0	17	27.8	33	25 to 35	76.5	6	35.3
07/06/2023	20:00	0	0	0	2	1	1	1	0	0	0	0	0	0	0	0	0	0	0	0	0	5	33.2	40	25 to 35	60.0	3	60.0
07/06/2023	21:00	1	0	0	6	2	2	0	0	0	0	0	0	0	0	0	0	0	0	0	0	11	28.6	35	25 to 35	72.7	4	36.4
07/06/2023	22:00	0	0	1	5	0	1	0	0	0	0	0	0	0	0	0	0	0	0	0	0	7	27.9	30	20 to 30	85.7	1	14.3
07/06/2023	23:00	0	0	0	3	3	2	0	0	0	0	0	0	0	0	0	0	0	0	0	0	8	31.6	37.5	25 to 35	75.0	5	62.5
24 Hr Summary		6	24	67	171	119	33	8	1	0	0	1	0	0	0	0	0	0	0	0	0	430	28.2	34.1	25 to 35	67.4	162	37.7

Incoming Histogram

Tivetshall

from Fri-Jun-02-2023-12-00-PM to Fri-Jun-30-2023-12-59-PM

Date	Starting Hr:min	<15	15 to <20	20 to <25	25 to <30	30 to <35	35 to <40	40 to <45	45 to <50	50 to <55	55 to <60	60 to <65	65 to <70	70 to <75	75 to <80	80 to <85	85 to <90	90 to <95	95 to <100	100 to >105	Total Counts	Avg Speed (MPH)	85pet Speed	10MPH Pace	% in pace	# of Speeders	% Speeders
08/06/2023	00:00	0	0	0	0	0	0	0	0	0	0	0	0	0	0	0	0	0	0	0	0	0	0	*	*	*	*
08/06/2023	01:00	0	0	0	0	0	0	0	0	0	0	0	0	0	0	0	0	0	0	0	0	0	0	*	*	*	*
08/06/2023	02:00	0	0	0	1	1	0	0	0	0	0	0	0	0	0	0	0	0	0	0	2	29.5	35	25 to 35	100.0	1	50.0
08/06/2023	03:00	0	0	0	0	0	0	0	0	0	0	0	0	0	0	0	0	0	0	0	0	0	0	*	*	*	*
08/06/2023	04:00	0	0	0	0	0	0	0	0	0	0	0	0	0	0	0	0	0	0	0	0	0	0	*	*	*	*
08/06/2023	05:00	0	1	0	0	0	1	0	0	0	0	0	0	0	0	0	0	0	0	0	2	27	40	10 to 20	50.0	1	50.0
08/06/2023	06:00	0	0	0	0	0	0	0	0	0	0	0	0	0	0	0	0	0	0	0	0	0	0	*	*	*	*
08/06/2023	07:00	0	2	2	8	2	1	0	0	0	0	0	0	0	0	0	0	0	0	0	15	26.6	32.5	20 to 30	66.7	3	20.0
08/06/2023	08:00	0	0	6	15	9	2	1	1	0	0	0	0	0	0	0	0	0	0	0	34	29.3	34.4	25 to 35	70.6	13	38.2
08/06/2023	09:00	1	1	1	16	4	1	0	0	0	0	0	0	0	0	0	0	0	0	0	24	27.3	31.2	25 to 35	83.3	5	20.8
08/06/2023	10:00	2	1	4	6	2	3	0	0	0	0	0	0	0	0	0	0	0	0	0	18	26.2	35	20 to 30	55.6	5	27.8
08/06/2023	11:00	2	4	5	10	2	1	1	0	0	0	0	0	0	0	0	0	0	0	0	25	24.6	30	20 to 30	60.0	4	16.0
08/06/2023	12:00	1	5	7	12	3	2	0	0	0	0	0	0	0	0	0	0	0	0	0	30	25.1	31.7	20 to 30	63.3	5	16.7
08/06/2023	13:00	0	0	13	10	8	0	0	0	0	0	0	0	0	0	0	0	0	0	0	31	26.5	31.9	20 to 30	74.2	8	25.8
08/06/2023	14:00	2	4	13	11	5	0	1	0	0	0	0	0	0	0	0	0	0	0	0	36	24.6	31	20 to 30	66.7	6	16.7
08/06/2023	15:00	1	1	14	23	9	3	0	0	0	0	0	0	0	0	0	0	0	0	0	51	26.8	32.2	20 to 30	72.5	12	23.5
08/06/2023	16:00	4	2	11	21	13	3	1	0	0	0	0	0	0	0	0	0	0	0	0	55	26.7	33.5	25 to 35	61.8	17	30.9
08/06/2023	17:00	1	4	12	14	8	5	0	0	0	0	0	0	0	0	0	0	0	0	0	44	26.7	33.8	20 to 30	59.1	13	29.5
08/06/2023	18:00	4	0	2	8	5	4	0	0	0	0	0	0	0	0	0	0	0	0	0	23	26.5	36.2	25 to 35	56.5	9	39.1
08/06/2023	19:00	0	1	4	7	2	2	1	0	0	0	0	0	0	0	0	0	0	0	0	17	28.1	35	20 to 30	64.7	5	29.4
08/06/2023	20:00	0	0	5	5	3	1	0	0	0	0	0	0	0	0	0	0	0	0	0	14	27.2	33.3	20 to 30	71.4	4	28.6
08/06/2023	21:00	0	0	0	2	2	1	0	0	0	0	0	0	0	0	0	0	0	0	0	5	31.2	35	25 to 35	80.0	3	60.0
08/06/2023	22:00	0	0	0	0	1	1	1	0	0	0	0	0	0	0	0	0	0	0	0	3	37	45	30 to 40	66.7	3	100.0
08/06/2023	23:00	0	0	0	0	0	0	0	0	0	0	0	0	0	0	0	0	0	0	0	0	0	0	*	*	*	*
24 Hr Summary		18	26	99	169	79	31	6	1	0	0	0	0	0	0	0	0	0	0	0	429	26.7	33.4	20 to 30	62.5	117	27.3

Incoming Histogram

Tivetshall

from Fri-Jun-02-2023-12-00-PM to Fri-Jun-30-2023-12-59-PM

Date	Starting Hr:min	<15	15 to <20	20 to <25	25 to <30	30 to <35	35 to <40	40 to <45	45 to <50	50 to <55	55 to <60	60 to <65	65 to <70	70 to <75	75 to <80	80 to <85	85 to <90	90 to <95	95 to <100	100 to >105	Total Counts	Avg Speed (MPH)	85pet Speed	10MPH Pace	% in pace	# of Speeders	% Speeders	
09/06/2023	00:00	0	0	0	0	0	0	0	0	0	0	0	0	0	0	0	0	0	0	0	0	0	0	*	*	*	*	
09/06/2023	01:00	0	0	0	0	0	0	0	0	0	0	0	0	0	0	0	0	0	0	0	0	0	0	*	*	*	*	
09/06/2023	02:00	1	1	0	0	0	0	0	0	0	0	0	0	0	0	0	0	0	0	0	0	2	12	20	0 to 10	50.0	*	*
09/06/2023	03:00	0	0	0	0	0	0	0	0	0	0	0	0	0	0	0	0	0	0	0	0	0	0	*	*	*	*	
09/06/2023	04:00	0	0	0	0	0	0	0	0	0	0	0	0	0	0	0	0	0	0	0	0	0	0	*	*	*	*	
09/06/2023	05:00	0	0	0	0	0	0	0	0	0	0	0	0	0	0	0	0	0	0	0	0	0	0	*	*	*	*	
09/06/2023	06:00	0	1	0	0	0	0	0	0	0	0	0	0	0	0	0	0	0	0	0	0	1	17	20	10 to 20	100.0	*	*
09/06/2023	07:00	5	4	3	9	8	0	0	0	0	0	0	0	0	0	0	0	0	0	0	0	29	23.9	32.5	25 to 35	58.6	8	27.6
09/06/2023	08:00	1	5	5	15	7	3	2	0	0	0	0	0	0	0	0	0	0	0	0	0	38	27.3	34.3	25 to 35	57.9	12	31.6
09/06/2023	09:00	0	1	8	17	6	2	0	0	0	0	0	0	0	0	0	0	0	0	0	0	34	27.2	32.5	20 to 30	73.5	8	23.5
09/06/2023	10:00	0	1	7	5	4	3	0	0	0	0	0	0	0	0	0	0	0	0	0	0	20	27.5	35	20 to 30	60.0	7	35.0
09/06/2023	11:00	0	0	4	18	7	3	0	1	0	0	0	0	0	0	0	0	0	0	0	0	33	29.2	34.3	25 to 35	75.8	11	33.3
09/06/2023	12:00	1	4	5	12	9	4	0	0	0	0	0	0	0	0	0	0	0	0	0	0	35	27.4	34.4	25 to 35	60.0	13	37.1
09/06/2023	13:00	0	2	3	6	2	1	0	0	0	0	0	0	0	0	0	0	0	0	0	0	14	26.1	32.5	20 to 30	64.3	3	21.4
09/06/2023	14:00	4	2	10	15	6	2	0	0	0	0	0	0	0	0	0	0	0	0	0	0	39	25	31.7	20 to 30	64.1	8	20.5
09/06/2023	15:00	0	5	12	20	10	2	0	0	0	0	0	0	0	0	0	0	0	0	0	0	49	26.5	32.5	20 to 30	65.3	12	24.5
09/06/2023	16:00	1	4	9	14	6	2	0	0	0	0	0	0	0	0	0	0	0	0	0	0	36	25.8	32.5	20 to 30	63.9	8	22.2
09/06/2023	17:00	0	2	3	10	12	2	2	0	0	0	0	0	0	0	0	0	0	0	0	0	31	29.7	34.6	25 to 35	71.0	16	51.6
09/06/2023	18:00	4	3	3	9	4	2	0	0	0	0	0	0	0	0	0	0	0	0	0	0	25	24.6	32.5	25 to 35	52.0	6	24.0
09/06/2023	19:00	3	2	4	4	5	1	1	0	0	0	0	0	0	0	0	0	0	0	0	0	20	25.1	34	25 to 35	45.0	7	35.0
09/06/2023	20:00	1	0	1	5	3	0	0	0	0	0	0	0	0	0	0	0	0	0	0	0	10	26.1	31.7	25 to 35	80.0	3	30.0
09/06/2023	21:00	1	0	2	4	0	0	0	0	0	0	0	0	0	0	0	0	0	0	0	0	7	22.7	28.8	20 to 30	85.7	*	*
09/06/2023	22:00	0	0	0	0	2	1	0	0	0	0	0	0	0	0	0	0	0	0	0	0	3	33.7	40	30 to 40	100.0	3	100.0
09/06/2023	23:00	0	0	0	0	2	0	0	0	0	0	0	0	0	0	0	0	0	0	0	0	2	32	35	25 to 35	100.0	2	100.0
24 Hr Summary		22	37	79	163	93	28	5	1	0	0	0	0	0	0	0	0	0	0	0	428	26.5	33.4	25 to 35	59.8	127	29.7	

Incoming Histogram

Tivetshall

from Fri-Jun-02-2023-12-00-PM to Fri-Jun-30-2023-12-59-PM

Date	Starting Hr:min	<15	15 to <20	20 to <25	25 to <30	30 to <35	35 to <40	40 to <45	45 to <50	50 to <55	55 to <60	60 to <65	65 to <70	70 to <75	75 to <80	80 to <85	85 to <90	90 to <95	95 to <100	100 to >105	Total Counts	Avg Speed (MPH)	85pet Speed	10MPH Pace	% in pace	# of Speeders	% Speeders	
10/06/2023	00:00	0	0	0	1	0	0	0	0	0	0	0	0	0	0	0	0	0	0	0	0	1	27	30	20 to 30	100.0	*	*
10/06/2023	01:00	0	0	0	0	0	0	0	0	0	0	0	0	0	0	0	0	0	0	0	0	0	0	0	*	*	*	*
10/06/2023	02:00	0	0	0	0	0	0	0	0	0	0	0	0	0	0	0	0	0	0	0	0	0	0	0	*	*	*	*
10/06/2023	03:00	0	0	0	0	0	0	0	0	0	0	0	0	0	0	0	0	0	0	0	0	0	0	0	*	*	*	*
10/06/2023	04:00	0	0	0	0	0	0	0	0	0	0	0	0	0	0	0	0	0	0	0	0	0	0	0	*	*	*	*
10/06/2023	05:00	0	0	0	0	0	0	0	0	0	0	0	0	0	0	0	0	0	0	0	0	0	0	0	*	*	*	*
10/06/2023	06:00	0	1	0	0	0	0	0	0	0	0	0	0	0	0	0	0	0	0	0	0	1	17	20	10 to 20	100.0	*	*
10/06/2023	07:00	0	1	1	1	0	0	0	0	0	0	0	0	0	0	0	0	0	0	0	0	3	22	30	15 to 25	66.7	*	*
10/06/2023	08:00	0	0	0	4	3	1	0	0	0	0	0	0	0	0	0	0	0	0	0	0	8	30.3	35	25 to 35	87.5	4	50.0
10/06/2023	09:00	2	1	8	7	2	1	0	0	0	0	0	0	0	0	0	0	0	0	0	0	21	24.4	30	20 to 30	71.4	3	14.3
10/06/2023	10:00	2	2	5	5	4	1	1	0	0	0	0	0	0	0	0	0	0	0	0	0	20	25.4	33.8	20 to 30	50.0	6	30.0
10/06/2023	11:00	1	1	3	3	7	1	0	0	0	0	0	0	0	0	0	0	0	0	0	0	16	27.4	34.3	25 to 35	62.5	8	50.0
10/06/2023	12:00	1	1	4	13	9	1	0	0	0	0	0	0	0	0	0	0	0	0	0	0	29	27.4	33.3	25 to 35	75.9	10	34.5
10/06/2023	13:00	1	1	3	8	7	1	0	0	0	0	0	0	0	0	0	0	0	0	0	0	21	27.4	33.6	25 to 35	71.4	8	38.1
10/06/2023	14:00	0	0	4	9	5	0	0	1	0	0	0	0	0	0	0	0	0	0	0	0	19	28.6	33	25 to 35	73.7	6	31.6
10/06/2023	15:00	1	0	0	7	7	3	1	0	0	0	0	0	0	0	0	0	0	0	0	0	19	30.5	36.7	25 to 35	73.7	11	57.9
10/06/2023	16:00	0	1	3	10	5	3	0	0	0	0	0	0	0	0	0	0	0	0	0	0	22	28.6	35	25 to 35	68.2	8	36.4
10/06/2023	17:00	1	1	1	8	10	1	1	0	0	0	0	0	0	0	0	0	0	0	0	0	23	28.9	34.5	25 to 35	78.3	12	52.2
10/06/2023	18:00	2	2	2	3	1	2	0	0	0	0	0	0	0	0	0	0	0	0	0	0	12	23.7	35	20 to 30	41.7	3	25.0
10/06/2023	19:00	0	1	6	4	8	2	0	0	0	0	0	0	0	0	0	0	0	0	0	0	21	28.1	34.4	25 to 35	57.1	10	47.6
10/06/2023	20:00	0	0	1	6	1	1	0	0	0	0	0	0	0	0	0	0	0	0	0	0	9	28.2	35	20 to 30	77.8	2	22.2
10/06/2023	21:00	1	0	0	2	2	0	0	0	0	0	0	0	0	0	0	0	0	0	0	0	5	25	32.5	25 to 35	80.0	2	40.0
10/06/2023	22:00	2	0	2	1	2	0	0	0	0	0	0	0	0	0	0	0	0	0	0	0	7	22	32.5	20 to 30	42.9	2	28.6
10/06/2023	23:00	0	2	1	1	1	1	0	0	0	0	0	0	0	0	0	0	0	0	0	0	6	25.5	35	15 to 25	50.0	2	33.3
24 Hr Summary		14	15	44	93	74	19	3	1	0	0	0	0	0	0	0	0	0	0	0	263	27.2	33.9	25 to 35	63.5	97	36.9	

Incoming Histogram

Tivetshall

from Fri-Jun-02-2023-12-00-PM to Fri-Jun-30-2023-12-59-PM

Date	Starting Hr:min	<15	15 to <20	20 to <25	25 to <30	30 to <35	35 to <40	40 to <45	45 to <50	50 to <55	55 to <60	60 to <65	65 to <70	70 to <75	75 to <80	80 to <85	85 to <90	90 to <95	95 to <100	100 to >105	Total Counts	Avg Speed (MPH)	85pet Speed	10MPH Pace	% in pace	# of Speeders	% Speeders	
11/06/2023	00:00	0	0	0	0	2	1	0	0	0	0	0	0	0	0	0	0	0	0	0	0	3	33.7	40	30 to 40	100.0	3	100.0
11/06/2023	01:00	0	0	0	0	1	1	0	0	0	0	0	0	0	0	0	0	0	0	0	0	2	34.5	40	30 to 40	100.0	2	100.0
11/06/2023	02:00	0	0	0	0	0	0	0	0	0	0	0	0	0	0	0	0	0	0	0	0	0	0	0	*	*	*	*
11/06/2023	03:00	0	0	0	0	0	0	0	0	0	0	0	0	0	0	0	0	0	0	0	0	0	0	0	*	*	*	*
11/06/2023	04:00	0	0	0	0	0	0	0	0	0	0	0	0	0	0	0	0	0	0	0	0	0	0	0	*	*	*	*
11/06/2023	05:00	0	0	0	0	0	0	0	0	0	0	0	0	0	0	0	0	0	0	0	0	0	0	0	*	*	*	*
11/06/2023	06:00	0	0	0	1	2	0	0	0	0	0	0	0	0	0	0	0	0	0	0	0	3	30.7	35	25 to 35	100.0	2	66.7
11/06/2023	07:00	0	1	0	1	0	0	0	0	0	0	0	0	0	0	0	0	0	0	0	0	2	22	30	10 to 20	50.0	*	*
11/06/2023	08:00	1	1	0	0	1	0	0	0	0	0	0	0	0	0	0	0	0	0	0	0	3	18.7	35	0 to 10	33.3	1	33.3
11/06/2023	09:00	1	0	0	2	4	0	0	0	0	0	0	0	0	0	0	0	0	0	0	0	7	27.7	33.8	25 to 35	85.7	4	57.1
11/06/2023	10:00	0	1	2	7	5	0	1	0	0	0	0	0	0	0	0	0	0	0	0	0	16	28.4	34	25 to 35	75.0	6	37.5
11/06/2023	11:00	1	1	10	12	4	7	0	0	0	0	0	0	0	0	0	0	0	0	0	0	35	27.7	36.4	20 to 30	62.9	11	31.4
11/06/2023	12:00	2	2	2	7	11	3	0	0	0	0	0	0	0	0	0	0	0	0	0	0	27	28.1	34.5	25 to 35	66.7	14	51.9
11/06/2023	13:00	0	1	3	3	3	2	0	0	0	0	0	0	0	0	0	0	0	0	0	0	12	27.9	35	20 to 30	50.0	5	41.7
11/06/2023	14:00	0	3	4	5	6	1	0	0	0	0	0	0	0	0	0	0	0	0	0	0	19	26.6	33.3	25 to 35	57.9	7	36.8
11/06/2023	15:00	0	1	2	5	4	1	1	0	0	0	0	0	0	0	0	0	0	0	0	0	14	29	35	25 to 35	64.3	6	42.9
11/06/2023	16:00	1	0	1	14	8	0	1	0	0	0	0	0	0	0	0	0	0	0	0	0	25	28.6	33.1	25 to 35	88.0	9	36.0
11/06/2023	17:00	1	1	2	6	2	0	1	1	0	0	0	0	0	0	0	0	0	0	0	0	14	27.7	35	20 to 30	57.1	4	28.6
11/06/2023	18:00	1	0	2	3	3	4	0	1	0	0	0	0	0	0	0	0	0	0	0	0	14	30.6	38.8	30 to 40	50.0	8	57.1
11/06/2023	19:00	1	0	3	4	4	1	0	0	0	0	0	0	0	0	0	0	0	0	0	0	13	26.7	33.8	25 to 35	61.5	5	38.5
11/06/2023	20:00	0	2	0	2	3	0	0	0	0	0	0	0	0	0	0	0	0	0	0	0	7	26.6	33.3	25 to 35	71.4	3	42.9
11/06/2023	21:00	0	0	0	3	1	1	0	0	0	0	0	0	0	0	0	0	0	0	0	0	5	30	35	25 to 35	80.0	2	40.0
11/06/2023	22:00	0	0	0	3	1	0	0	0	0	0	0	0	0	0	0	0	0	0	0	0	4	28.5	30	25 to 35	100.0	1	25.0
11/06/2023	23:00	1	0	0	1	0	0	0	0	0	0	0	0	0	0	0	0	0	0	0	0	2	19.5	30	5 to 15	50.0	*	*
24 Hr Summary		10	14	31	79	65	22	4	2	0	0	0	0	0	0	0	0	0	0	0	227	28	34.5	25 to 35	63.4	93	41.0	

Incoming Histogram

Tivetshall

from Fri-Jun-02-2023-12-00-PM to Fri-Jun-30-2023-12-59-PM

Date	Starting Hr:min	<15	15 to <20	20 to <25	25 to <30	30 to <35	35 to <40	40 to <45	45 to <50	50 to <55	55 to <60	60 to <65	65 to <70	70 to <75	75 to <80	80 to <85	85 to <90	90 to <95	95 to <100	100 to >105	Total Counts	Avg Speed (MPH)	85pet Speed	10MPH Pace	% in pace	# of Speeders	% Speeders
12/06/2023	00:00	0	0	0	0	0	0	0	0	0	0	0	0	0	0	0	0	0	0	0	0	0	0	*	*	*	*
12/06/2023	01:00	0	0	0	0	0	0	0	0	0	0	0	0	0	0	0	0	0	0	0	0	0	0	*	*	*	*
12/06/2023	02:00	0	1	0	0	0	0	0	0	0	0	0	0	0	0	0	0	0	0	0	1	17	20	10 to 20	100.0	*	*
12/06/2023	03:00	0	0	0	0	1	0	0	0	0	0	0	0	0	0	0	0	0	0	0	1	32	35	25 to 35	100.0	1	100.0
12/06/2023	04:00	0	0	0	0	0	0	0	0	0	0	0	0	0	0	0	0	0	0	0	0	0	0	*	*	*	*
12/06/2023	05:00	0	1	0	0	0	0	0	0	0	0	0	0	0	0	0	0	0	0	0	1	17	20	10 to 20	100.0	*	*
12/06/2023	06:00	0	0	0	0	2	0	0	0	0	0	0	0	0	0	0	0	0	0	0	2	32	35	25 to 35	100.0	2	100.0
12/06/2023	07:00	0	3	0	6	4	1	0	0	0	0	0	0	0	0	0	0	0	0	0	14	27.1	33.8	25 to 35	71.4	5	35.7
12/06/2023	08:00	2	1	1	15	10	6	0	0	0	0	0	0	0	0	0	0	0	0	0	35	28.9	35.8	25 to 35	71.4	16	45.7
12/06/2023	09:00	1	0	2	7	5	4	0	0	0	0	0	0	0	0	0	0	0	0	0	19	29.2	36.2	25 to 35	63.2	9	47.4
12/06/2023	10:00	33	0	0	8	5	2	0	0	0	0	0	0	0	0	0	0	0	0	0	48	15.1	30	5 to 15	68.8	7	14.6
12/06/2023	11:00	8	4	2	10	5	1	0	0	0	0	0	0	0	0	0	0	0	0	0	30	21.6	32	25 to 35	50.0	6	20.0
12/06/2023	12:00	5	0	4	5	10	2	0	0	0	0	0	0	0	0	0	0	0	0	0	26	25.2	34	25 to 35	57.7	12	46.2
12/06/2023	13:00	0	1	2	4	9	2	0	0	0	0	0	0	0	0	0	0	0	0	0	18	29.6	34.4	25 to 35	72.2	11	61.1
12/06/2023	14:00	1	0	4	8	13	1	1	0	0	0	0	0	0	0	0	0	0	0	0	28	28.9	34.2	25 to 35	75.0	15	53.6
12/06/2023	15:00	2	4	4	15	12	2	0	0	0	0	0	0	0	0	0	0	0	0	0	39	26.9	33.3	25 to 35	69.2	14	35.9
12/06/2023	16:00	1	2	4	12	7	3	0	0	0	0	0	0	0	0	0	0	0	0	0	29	27.4	34.3	25 to 35	65.5	10	34.5
12/06/2023	17:00	0	1	2	15	5	5	1	0	0	0	0	0	0	0	0	0	0	0	0	29	29.6	37	25 to 35	69.0	11	37.9
12/06/2023	18:00	1	3	3	8	6	6	3	0	0	0	0	0	0	0	0	0	0	0	0	30	29.7	39.2	25 to 35	46.7	15	50.0
12/06/2023	19:00	0	0	1	5	5	0	1	0	0	0	0	0	0	0	0	0	0	0	0	12	30	34	25 to 35	83.3	6	50.0
12/06/2023	20:00	2	0	0	2	2	1	0	0	0	0	0	0	0	0	0	0	0	0	0	7	24.9	35	25 to 35	57.1	3	42.9
12/06/2023	21:00	1	0	0	0	1	0	0	0	0	0	0	0	0	0	0	0	0	0	0	2	22	35	5 to 15	50.0	1	50.0
12/06/2023	22:00	0	1	0	0	1	0	0	0	0	0	0	0	0	0	0	0	0	0	0	2	24.5	35	10 to 20	50.0	1	50.0
12/06/2023	23:00	0	0	0	0	0	2	0	0	0	0	0	0	0	0	0	0	0	0	0	2	37	40	30 to 40	100.0	2	100.0
24 Hr Summary		57	22	29	120	103	38	6	0	0	0	0	0	0	0	0	0	0	0	0	375	26	34.4	25 to 35	59.5	147	39.2

Incoming Histogram

Tivetshall

from Fri-Jun-02-2023-12-00-PM to Fri-Jun-30-2023-12-59-PM

Date	Starting Hr:min	<15	15 to <20	20 to <25	25 to <30	30 to <35	35 to <40	40 to <45	45 to <50	50 to <55	55 to <60	60 to <65	65 to <70	70 to <75	75 to <80	80 to <85	85 to <90	90 to <95	95 to <100	100 to >105	Total Counts	Avg Speed (MPH)	85pet Speed	10MPH Pace	% in pace	# of Speeders	% Speeders	
13/06/2023	00:00	0	0	0	0	0	0	0	0	0	0	0	0	0	0	0	0	0	0	0	0	0	0	*	*	*	*	
13/06/2023	01:00	0	0	0	0	0	0	0	0	0	0	0	0	0	0	0	0	0	0	0	0	0	0	*	*	*	*	
13/06/2023	02:00	0	0	0	0	0	0	0	0	0	0	0	0	0	0	0	0	0	0	0	0	0	0	*	*	*	*	
13/06/2023	03:00	0	0	0	0	0	0	0	0	0	0	0	0	0	0	0	0	0	0	0	0	0	0	*	*	*	*	
13/06/2023	04:00	0	0	0	0	0	0	0	0	0	0	0	0	0	0	0	0	0	0	0	0	0	0	*	*	*	*	
13/06/2023	05:00	1	1	0	0	0	0	0	0	0	0	0	0	0	0	0	0	0	0	0	0	2	12	20	0 to 10	50.0	*	*
13/06/2023	06:00	0	0	0	1	0	0	0	0	0	0	0	0	0	0	0	0	0	0	0	0	1	27	30	20 to 30	100.0	*	*
13/06/2023	07:00	1	3	2	6	2	2	0	0	0	0	0	0	0	0	0	0	0	0	0	0	16	25.6	35	20 to 30	50.0	4	25.0
13/06/2023	08:00	1	0	1	10	6	2	2	1	0	0	0	0	0	0	0	0	0	0	0	0	23	30.4	40	25 to 35	69.6	11	47.8
13/06/2023	09:00	1	1	0	3	6	2	1	0	0	0	0	0	0	0	0	0	0	0	0	0	14	29.5	37.5	25 to 35	64.3	9	64.3
13/06/2023	10:00	1	0	5	6	5	5	1	0	0	0	0	0	0	0	0	0	0	0	0	0	23	29	38	20 to 30	47.8	11	47.8
13/06/2023	11:00	2	1	3	3	3	1	1	0	0	0	0	0	0	0	0	0	0	0	0	0	14	26.1	35	20 to 30	42.9	5	35.7
13/06/2023	12:00	4	1	4	13	11	1	1	0	0	0	0	0	0	0	0	0	0	0	0	0	35	26.5	33.6	25 to 35	68.6	13	37.1
13/06/2023	13:00	0	1	2	6	8	2	0	0	0	0	0	0	0	0	0	0	0	0	0	0	19	29.3	34.4	25 to 35	73.7	10	52.6
13/06/2023	14:00	0	1	3	5	8	0	1	0	0	0	0	0	0	0	0	0	0	0	0	0	18	28.8	33.8	25 to 35	72.2	9	50.0
13/06/2023	15:00	0	0	4	13	7	4	0	0	0	0	0	0	0	0	0	0	0	0	0	0	28	29.2	35	25 to 35	71.4	11	39.3
13/06/2023	16:00	0	1	2	13	5	2	0	0	0	0	0	0	0	0	0	0	0	0	0	0	23	28.2	34	25 to 35	78.3	7	30.4
13/06/2023	17:00	0	0	2	7	6	4	2	0	0	0	0	0	0	0	0	0	0	0	0	0	21	31.4	38.8	25 to 35	61.9	12	57.1
13/06/2023	18:00	2	2	0	12	4	6	0	0	0	0	0	0	0	0	0	0	0	0	0	0	26	28.1	36.7	25 to 35	61.5	10	38.5
13/06/2023	19:00	0	0	2	9	4	0	0	0	0	0	0	0	0	0	0	0	0	0	0	0	15	27.8	32.5	25 to 35	86.7	4	26.7
13/06/2023	20:00	0	0	2	3	1	0	0	0	0	0	0	0	0	0	0	0	0	0	0	0	6	26.3	30	20 to 30	83.3	1	16.7
13/06/2023	21:00	0	0	2	2	1	0	0	0	0	0	0	0	0	0	0	0	0	0	0	0	5	26.2	30	20 to 30	80.0	1	20.0
13/06/2023	22:00	0	0	0	3	2	0	0	0	0	0	0	0	0	0	0	0	0	0	0	0	5	29	32.5	25 to 35	100.0	2	40.0
13/06/2023	23:00	0	0	0	0	1	0	0	0	0	0	0	0	0	0	0	0	0	0	0	0	1	32	35	25 to 35	100.0	1	100.0
24 Hr Summary		13	12	34	115	80	31	9	1	0	0	0	0	0	0	0	0	0	0	0	295	28.3	34.8	25 to 35	66.1	121	41.0	

Incoming Histogram

Tivetshall

from Fri-Jun-02-2023-12-00-PM to Fri-Jun-30-2023-12-59-PM

Date	Starting Hr:min	<15	15 to <20	20 to <25	25 to <30	30 to <35	35 to <40	40 to <45	45 to <50	50 to <55	55 to <60	60 to <65	65 to <70	70 to <75	75 to <80	80 to <85	85 to <90	90 to <95	95 to <100	100 to >105	Total Counts	Avg Speed (MPH)	85pet Speed	10MPH Pace	% in pace	# of Speeders	% Speeders	
14/06/2023	00:00	0	0	0	0	0	1	0	0	0	0	0	0	0	0	0	0	0	0	0	0	1	37	40	30 to 40	100.0	1	100.0
14/06/2023	01:00	0	1	0	0	0	0	0	0	0	0	0	0	0	0	0	0	0	0	0	0	1	17	20	10 to 20	100.0	*	*
14/06/2023	02:00	0	0	0	0	0	0	0	0	0	0	0	0	0	0	0	0	0	0	0	0	0	0	0	*	*	*	*
14/06/2023	03:00	0	0	0	0	0	0	0	0	0	0	0	0	0	0	0	0	0	0	0	0	0	0	0	*	*	*	*
14/06/2023	04:00	0	0	0	0	0	0	0	0	0	0	0	0	0	0	0	0	0	0	0	0	0	0	0	*	*	*	*
14/06/2023	05:00	0	0	1	0	0	0	0	0	0	0	0	0	0	0	0	0	0	0	0	0	1	22	25	15 to 25	100.0	*	*
14/06/2023	06:00	0	0	0	0	2	1	0	0	0	0	0	0	0	0	0	0	0	0	0	0	3	33.7	40	30 to 40	100.0	3	100.0
14/06/2023	07:00	0	5	4	5	5	1	0	0	0	0	0	0	0	0	0	0	0	0	0	0	20	25.5	33	25 to 35	50.0	6	30.0
14/06/2023	08:00	3	0	1	10	5	3	1	0	0	0	0	0	0	0	0	0	0	0	0	0	23	27.7	36.7	25 to 35	65.2	9	39.1
14/06/2023	09:00	1	0	1	1	9	3	0	0	0	0	0	0	0	0	0	0	0	0	0	0	15	30.9	36.7	30 to 40	80.0	12	80.0
14/06/2023	10:00	0	0	4	9	14	6	1	1	0	0	0	0	0	0	0	0	0	0	0	0	35	31.4	37.5	25 to 35	65.7	22	62.9
14/06/2023	11:00	0	3	5	14	3	2	0	0	0	0	0	0	0	0	0	0	0	0	0	0	27	26.4	31.7	20 to 30	70.4	5	18.5
14/06/2023	12:00	1	0	4	6	9	3	1	0	0	0	0	0	0	0	0	0	0	0	0	0	24	29.5	35	25 to 35	62.5	13	54.2
14/06/2023	13:00	1	1	6	9	6	1	1	0	0	0	0	0	0	0	0	0	0	0	0	0	25	27.2	33.3	20 to 30	60.0	8	32.0
14/06/2023	14:00	0	1	0	7	6	2	0	0	0	0	0	0	0	0	0	0	0	0	0	0	16	29.7	35	25 to 35	81.3	8	50.0
14/06/2023	15:00	3	1	1	17	8	1	0	0	0	0	0	0	0	0	0	0	0	0	0	0	31	26.6	32.5	25 to 35	80.6	9	29.0
14/06/2023	16:00	0	0	3	9	8	3	0	0	0	0	0	0	0	0	0	0	0	0	0	0	23	29.5	35	25 to 35	73.9	11	47.8
14/06/2023	17:00	0	1	3	9	7	5	0	0	0	0	0	0	0	0	0	0	0	0	0	0	25	29.6	36	25 to 35	64.0	12	48.0
14/06/2023	18:00	1	1	2	7	10	3	1	1	0	0	0	0	0	0	0	0	0	0	0	0	26	30.1	36.7	25 to 35	65.4	15	57.7
14/06/2023	19:00	0	1	1	7	8	3	1	0	0	0	0	0	0	0	0	0	0	0	0	0	21	30.5	36.7	25 to 35	71.4	12	57.1
14/06/2023	20:00	1	2	1	5	5	2	0	0	0	0	0	0	0	0	0	0	0	0	0	0	16	27.1	35	25 to 35	62.5	7	43.8
14/06/2023	21:00	0	0	0	2	2	2	0	0	0	0	0	0	0	0	0	0	0	0	0	0	6	32	37.5	25 to 35	66.7	4	66.7
14/06/2023	22:00	0	1	0	3	4	0	0	0	0	0	0	0	0	0	0	0	0	0	0	0	8	28.4	33.8	25 to 35	87.5	4	50.0
14/06/2023	23:00	0	0	0	1	1	0	0	0	0	0	0	0	0	0	0	0	0	0	0	0	2	29.5	35	25 to 35	100.0	1	50.0
24 Hr Summary		11	18	37	121	112	42	6	2	0	0	0	0	0	0	0	0	0	0	0	0	349	28.8	34.9	25 to 35	66.8	162	46.4

Incoming Histogram

Tivetshall

from Fri-Jun-02-2023-12-00-PM to Fri-Jun-30-2023-12-59-PM

Date	Starting Hr:min	<15	15 to <20	20 to <25	25 to <30	30 to <35	35 to <40	40 to <45	45 to <50	50 to <55	55 to <60	60 to <65	65 to <70	70 to <75	75 to <80	80 to <85	85 to <90	90 to <95	95 to <100	100 to >105	Total Counts	Avg Speed (MPH)	85pet Speed	10MPH Pace	% in pace	# of Speeders	% Speeders
15/06/2023	00:00	0	0	0	0	0	0	0	0	0	0	0	0	0	0	0	0	0	0	0	0	0	0	*	*	*	*
15/06/2023	01:00	0	0	0	0	0	0	0	0	0	0	0	0	0	0	0	0	0	0	0	0	0	0	*	*	*	*
15/06/2023	02:00	0	0	0	0	1	0	0	0	0	0	0	0	0	0	0	0	0	0	0	1	32	35	25 to 35	100.0	1	100.0
15/06/2023	03:00	0	0	0	0	0	0	0	0	0	0	0	0	0	0	0	0	0	0	0	0	0	0	*	*	*	*
15/06/2023	04:00	0	0	0	0	0	0	0	0	0	0	0	0	0	0	0	0	0	0	0	0	0	0	*	*	*	*
15/06/2023	05:00	0	0	0	0	0	2	0	0	0	0	0	0	0	0	0	0	0	0	0	2	37	40	30 to 40	100.0	2	100.0
15/06/2023	06:00	0	0	1	0	0	1	0	0	0	0	0	0	0	0	0	0	0	0	0	2	29.5	40	15 to 25	50.0	1	50.0
15/06/2023	07:00	1	1	0	9	6	1	0	0	0	0	0	0	0	0	0	0	0	0	0	18	28.1	33.3	25 to 35	83.3	7	38.9
15/06/2023	08:00	1	0	1	8	6	1	2	0	0	0	0	0	0	0	0	0	0	0	0	19	29.8	35	25 to 35	73.7	9	47.4
15/06/2023	09:00	3	1	2	11	7	6	1	0	0	0	0	0	0	0	0	0	0	0	0	31	28.3	36.7	25 to 35	58.1	14	45.2
15/06/2023	10:00	1	1	6	10	4	2	1	0	0	0	0	0	0	0	0	0	0	0	0	25	27	33.8	20 to 30	64.0	7	28.0
15/06/2023	11:00	0	1	1	7	4	1	1	0	0	0	0	0	0	0	0	0	0	0	0	15	29.1	35	25 to 35	73.3	6	40.0
15/06/2023	12:00	2	2	7	5	8	0	0	0	0	0	0	0	0	0	0	0	0	0	0	24	25.3	32.5	25 to 35	54.2	8	33.3
15/06/2023	13:00	1	2	4	7	7	2	0	0	0	0	0	0	0	0	0	0	0	0	0	23	26.9	34.3	25 to 35	60.9	9	39.1
15/06/2023	14:00	0	0	5	4	3	3	0	0	0	0	0	0	0	0	0	0	0	0	0	15	28.5	36.7	20 to 30	60.0	6	40.0
15/06/2023	15:00	0	1	3	17	4	4	0	0	0	0	0	0	0	0	0	0	0	0	0	29	28.5	35	25 to 35	72.4	8	27.6
15/06/2023	16:00	0	1	5	12	9	2	0	0	0	0	0	0	0	0	0	0	0	0	0	29	28.3	33.9	25 to 35	72.4	11	37.9
15/06/2023	17:00	0	0	8	10	11	2	1	0	0	0	0	0	0	0	0	0	0	0	0	32	28.9	34.1	25 to 35	65.6	14	43.8
15/06/2023	18:00	1	1	4	7	6	1	0	0	0	0	0	0	0	0	0	0	0	0	0	20	26.6	33.3	25 to 35	65.0	7	35.0
15/06/2023	19:00	0	1	0	8	4	2	0	0	0	0	0	0	0	0	0	0	0	0	0	15	29.2	35	25 to 35	80.0	6	40.0
15/06/2023	20:00	0	0	0	5	1	0	0	0	0	0	0	0	0	0	0	0	0	0	0	6	27.8	30	25 to 35	100.0	1	16.7
15/06/2023	21:00	1	0	2	1	1	0	0	0	0	0	0	0	0	0	0	0	0	0	0	5	22	30	20 to 30	60.0	1	20.0
15/06/2023	22:00	0	0	1	1	5	2	0	0	0	0	0	0	0	0	0	0	0	0	0	9	31.7	37.5	30 to 40	77.8	7	77.8
15/06/2023	23:00	0	0	0	0	0	0	0	0	0	0	0	0	0	0	0	0	0	0	0	0	0	0	*	*	*	*
24 Hr Summary		11	12	50	122	87	32	6	0	0	0	0	0	0	0	0	0	0	0	0	320	28.1	34.4	25 to 35	65.3	125	39.1

Incoming Histogram

Tivetshall

from Fri-Jun-02-2023-12-00-PM to Fri-Jun-30-2023-12-59-PM

Date	Starting Hr:min	<15	15 to <20	20 to <25	25 to <30	30 to <35	35 to <40	40 to <45	45 to <50	50 to <55	55 to <60	60 to <65	65 to <70	70 to <75	75 to <80	80 to <85	85 to <90	90 to <95	95 to <100	100 to >105	Total Counts	Avg Speed (MPH)	85pet Speed	10MPH Pace	% in pace	# of Speeders	% Speeders
16/06/2023	00:00	0	0	0	0	0	0	0	0	0	0	0	0	0	0	0	0	0	0	0	0	0	0	*	*	*	*
16/06/2023	01:00	0	0	0	0	0	0	0	0	0	0	0	0	0	0	0	0	0	0	0	0	0	0	*	*	*	*
16/06/2023	02:00	0	1	0	0	0	0	0	0	0	0	0	0	0	0	0	0	0	0	0	1	17	20	10 to 20	100.0	*	*
16/06/2023	03:00	0	0	0	0	0	0	0	0	0	0	0	0	0	0	0	0	0	0	0	0	0	0	*	*	*	*
16/06/2023	04:00	0	0	0	0	0	0	0	0	0	0	0	0	0	0	0	0	0	0	0	0	0	0	*	*	*	*
16/06/2023	05:00	0	0	0	1	0	1	0	0	0	0	0	0	0	0	0	0	0	0	0	2	32	40	20 to 30	50.0	1	50.0
16/06/2023	06:00	2	0	0	0	1	0	0	0	0	0	0	0	0	0	0	0	0	0	0	3	17	35	5 to 15	66.7	1	33.3
16/06/2023	07:00	3	4	2	7	2	0	0	0	0	0	0	0	0	0	0	0	0	0	0	18	21.9	29.3	20 to 30	50.0	2	11.1
16/06/2023	08:00	1	1	5	8	11	2	0	0	0	0	0	0	0	0	0	0	0	0	0	28	28.1	34.1	25 to 35	67.9	13	46.4
16/06/2023	09:00	0	1	7	9	4	0	0	0	0	0	0	0	0	0	0	0	0	0	0	21	26	31.2	20 to 30	76.2	4	19.0
16/06/2023	10:00	0	1	2	9	8	2	0	0	0	0	0	0	0	0	0	0	0	0	0	22	29	34.4	25 to 35	77.3	10	45.5
16/06/2023	11:00	1	1	3	8	3	2	0	0	0	0	0	0	0	0	0	0	0	0	0	18	26.9	33.3	20 to 30	61.1	5	27.8
16/06/2023	12:00	2	3	3	9	4	0	0	0	0	0	0	0	0	0	0	0	0	0	0	21	24.4	31.2	25 to 35	61.9	4	19.0
16/06/2023	13:00	0	2	2	9	2	1	0	0	0	0	0	0	0	0	0	0	0	0	0	16	26.4	32.5	20 to 30	68.8	3	18.8
16/06/2023	14:00	0	1	6	8	6	0	0	0	0	0	0	0	0	0	0	0	0	0	0	21	26.8	32.5	20 to 30	66.7	6	28.6
16/06/2023	15:00	1	0	4	17	7	3	0	0	0	0	0	0	0	0	0	0	0	0	0	32	28.2	33.6	25 to 35	75.0	10	31.3
16/06/2023	16:00	0	2	2	11	7	3	1	0	0	0	0	0	0	0	0	0	0	0	0	26	29.1	35	25 to 35	69.2	11	42.3
16/06/2023	17:00	3	0	5	6	6	3	0	0	0	0	0	0	0	0	0	0	0	0	0	23	26.3	35	25 to 35	52.2	9	39.1
16/06/2023	18:00	1	0	1	12	5	3	1	0	0	0	0	0	0	0	0	0	0	0	0	23	29.4	36.7	25 to 35	73.9	9	39.1
16/06/2023	19:00	1	1	1	10	4	0	0	0	0	0	0	0	0	0	0	0	0	0	0	17	26.6	31.2	25 to 35	82.4	4	23.5
16/06/2023	20:00	0	0	0	3	1	0	0	0	0	0	0	0	0	0	0	0	0	0	0	4	28.5	30	25 to 35	100.0	1	25.0
16/06/2023	21:00	2	0	0	2	4	1	0	0	0	0	0	0	0	0	0	0	0	0	0	9	27.1	35	25 to 35	66.7	5	55.6
16/06/2023	22:00	1	4	0	3	3	1	0	1	0	0	0	0	0	0	0	0	0	0	0	13	26.1	35	25 to 35	46.2	5	38.5
16/06/2023	23:00	0	0	1	9	9	7	1	0	0	1	0	0	0	0	0	0	0	0	0	28	32.8	38.6	25 to 35	64.3	18	64.3
24 Hr Summary		18	22	44	141	87	29	3	1	0	1	0	0	0	0	0	0	0	0	0	346	27.4	34	25 to 35	65.9	121	35.0

Incoming Histogram

Tivetshall

from Fri-Jun-02-2023-12-00-PM to Fri-Jun-30-2023-12-59-PM

Date	Starting Hr:min	<15	15 to <20	20 to <25	25 to <30	30 to <35	35 to <40	40 to <45	45 to <50	50 to <55	55 to <60	60 to <65	65 to <70	70 to <75	75 to <80	80 to <85	85 to <90	90 to <95	95 to <100	100 to >105	Total Counts	Avg Speed (MPH)	85pet Speed	10MPH Pace	% in pace	# of Speeders	% Speeders	
17/06/2023	00:00	0	0	0	2	0	1	0	0	0	0	0	0	0	0	0	0	0	0	0	0	3	30.3	40	20 to 30	66.7	1	33.3
17/06/2023	01:00	0	0	0	0	0	0	0	0	0	0	0	0	0	0	0	0	0	0	0	0	0	0	0	*	*	*	*
17/06/2023	02:00	0	0	0	0	0	0	0	0	0	0	0	0	0	0	0	0	0	0	0	0	0	0	0	*	*	*	*
17/06/2023	03:00	0	0	0	0	0	0	0	0	0	0	0	0	0	0	0	0	0	0	0	0	0	0	0	*	*	*	*
17/06/2023	04:00	0	0	0	0	0	0	0	0	0	0	0	0	0	0	0	0	0	0	0	0	0	0	0	*	*	*	*
17/06/2023	05:00	0	0	0	0	0	0	0	0	0	0	0	0	0	0	0	0	0	0	0	0	0	0	0	*	*	*	*
17/06/2023	06:00	0	0	0	0	0	0	0	0	0	0	0	0	0	0	0	0	0	0	0	0	0	0	0	*	*	*	*
17/06/2023	07:00	0	2	2	4	2	0	0	0	0	0	0	0	0	0	0	0	0	0	0	0	10	25.2	30	20 to 30	60.0	2	20.0
17/06/2023	08:00	0	0	2	3	0	1	0	0	0	0	0	0	0	0	0	0	0	0	0	0	6	27	30	20 to 30	83.3	1	16.7
17/06/2023	09:00	0	1	2	4	2	2	0	0	0	0	0	0	0	0	0	0	0	0	0	0	11	27.9	35	20 to 30	54.5	4	36.4
17/06/2023	10:00	1	0	1	10	11	2	0	0	0	0	0	0	0	0	0	0	0	0	0	0	25	29.3	34.1	25 to 35	84.0	13	52.0
17/06/2023	11:00	1	1	3	9	9	2	0	0	0	0	0	0	0	0	0	0	0	0	0	0	25	28.3	33.9	25 to 35	72.0	11	44.0
17/06/2023	12:00	0	0	4	8	3	1	0	0	0	0	0	0	0	0	0	0	0	0	0	0	16	27.4	33.3	20 to 30	75.0	4	25.0
17/06/2023	13:00	1	3	4	10	5	1	1	0	0	0	0	0	0	0	0	0	0	0	0	0	25	26.5	33	25 to 35	60.0	7	28.0
17/06/2023	14:00	0	0	1	7	7	4	0	0	0	0	0	0	0	0	0	0	0	0	0	0	19	30.9	36.2	25 to 35	73.7	11	57.9
17/06/2023	15:00	43	0	3	7	4	0	0	0	0	0	0	0	0	0	0	0	0	0	0	0	57	13	26.4	5 to 15	75.4	4	7.0
17/06/2023	16:00	3	5	3	8	2	1	0	0	0	0	0	0	0	0	0	0	0	0	0	0	22	23	30	20 to 30	50.0	3	13.6
17/06/2023	17:00	2	1	1	9	4	0	0	0	0	0	0	0	0	0	0	0	0	0	0	0	17	25.4	31.2	25 to 35	76.5	4	23.5
17/06/2023	18:00	1	1	4	3	0	0	1	0	0	0	0	0	0	0	0	0	0	0	0	0	10	23.5	28.3	20 to 30	70.0	1	10.0
17/06/2023	19:00	1	0	1	5	3	0	0	0	0	0	0	0	0	0	0	0	0	0	0	0	10	26.5	31.7	25 to 35	80.0	3	30.0
17/06/2023	20:00	0	0	3	3	1	0	0	0	0	0	0	0	0	0	0	0	0	0	0	0	7	25.6	30	20 to 30	85.7	1	14.3
17/06/2023	21:00	1	0	0	3	0	2	0	0	0	0	0	0	0	0	0	0	0	0	0	0	6	27.2	37.5	20 to 30	50.0	2	33.3
17/06/2023	22:00	0	0	1	1	0	0	0	0	0	0	0	0	0	0	0	0	0	0	0	0	2	24.5	30	20 to 30	100.0	*	*
17/06/2023	23:00	0	0	0	1	3	1	0	0	0	0	0	0	0	0	0	0	0	0	0	0	5	32	35	25 to 35	80.0	4	80.0
24 Hr Summary		54	14	35	97	56	18	2	0	0	0	0	0	0	0	0	0	0	0	0	276	24.2	33.1	25 to 35	55.4	76	27.5	

Incoming Histogram

Tivetshall

from Fri-Jun-02-2023-12-00-PM to Fri-Jun-30-2023-12-59-PM

Date	Starting Hr:min	<15	15 to <20	20 to <25	25 to <30	30 to <35	35 to <40	40 to <45	45 to <50	50 to <55	55 to <60	60 to <65	65 to <70	70 to <75	75 to <80	80 to <85	85 to <90	90 to <95	95 to <100	100 to >105	Total Counts	Avg Speed (MPH)	85pet Speed	10MPH Pace	% in pace	# of Speeders	% Speeders	
18/06/2023	00:00	0	0	0	1	1	1	0	0	0	0	0	0	0	0	0	0	0	0	0	0	3	32	40	25 to 35	66.7	2	66.7
18/06/2023	01:00	0	0	0	2	1	0	0	0	0	0	0	0	0	0	0	0	0	0	0	0	3	29	35	25 to 35	100.0	1	33.3
18/06/2023	02:00	0	0	0	1	0	0	0	0	0	0	0	0	0	0	0	0	0	0	0	0	1	27	30	20 to 30	100.0	*	*
18/06/2023	03:00	0	0	0	0	0	0	0	0	0	0	0	0	0	0	0	0	0	0	0	0	0	0	0	*	*	*	*
18/06/2023	04:00	0	0	0	0	0	0	0	0	0	0	0	0	0	0	0	0	0	0	0	0	0	0	0	*	*	*	*
18/06/2023	05:00	0	0	0	0	0	0	0	0	0	0	0	0	0	0	0	0	0	0	0	0	0	0	0	*	*	*	*
18/06/2023	06:00	0	0	2	1	1	0	0	0	0	0	0	0	0	0	0	0	0	0	0	0	4	26	30	20 to 30	75.0	1	25.0
18/06/2023	07:00	2	1	1	0	0	0	0	0	0	0	0	0	0	0	0	0	0	0	0	0	4	15.8	20	10 to 20	75.0	*	*
18/06/2023	08:00	1	0	1	2	0	0	0	0	0	0	0	0	0	0	0	0	0	0	0	0	4	20.8	27.5	20 to 30	75.0	*	*
18/06/2023	09:00	1	1	1	6	0	0	0	0	0	0	0	0	0	0	0	0	0	0	0	0	9	23.8	29.2	20 to 30	77.8	*	*
18/06/2023	10:00	2	0	3	6	2	0	0	0	0	0	0	0	0	0	0	0	0	0	0	0	13	24.4	30	20 to 30	69.2	2	15.4
18/06/2023	11:00	0	1	4	6	2	0	0	0	0	0	0	0	0	0	0	0	0	0	0	0	13	25.6	30	20 to 30	76.9	2	15.4
18/06/2023	12:00	0	0	4	9	3	0	0	0	0	0	0	0	0	0	0	0	0	0	0	0	16	26.9	31.7	20 to 30	81.3	3	18.8
18/06/2023	13:00	0	0	5	12	0	2	0	0	0	0	0	0	0	0	0	0	0	0	0	0	19	26.9	29.6	20 to 30	89.5	2	10.5
18/06/2023	14:00	0	0	2	5	3	0	0	0	0	0	0	0	0	0	0	0	0	0	0	0	10	27.6	31.7	25 to 35	80.0	3	30.0
18/06/2023	15:00	0	5	4	6	4	0	0	0	0	0	0	0	0	0	0	0	0	0	0	0	19	24.6	31.2	20 to 30	52.6	4	21.1
18/06/2023	16:00	0	0	3	7	3	0	0	0	0	0	0	0	0	0	0	0	0	0	0	0	13	27.2	31.7	20 to 30	76.9	3	23.1
18/06/2023	17:00	0	1	6	7	4	1	0	0	0	0	0	0	0	0	0	0	0	0	0	0	19	26.7	32.5	20 to 30	68.4	5	26.3
18/06/2023	18:00	0	1	3	1	3	1	0	0	0	0	0	0	0	0	0	0	0	0	0	0	9	27	35	15 to 25	44.4	4	44.4
18/06/2023	19:00	1	0	1	1	1	1	0	0	0	0	0	0	0	0	0	0	0	0	0	0	5	25	35	20 to 30	40.0	2	40.0
18/06/2023	20:00	9	0	1	3	1	0	0	0	0	0	0	0	0	0	0	0	0	0	0	0	14	14.4	28.3	0 to 10	64.3	1	7.1
18/06/2023	21:00	245	0	0	0	0	0	0	0	0	0	0	0	0	0	0	0	0	0	0	0	245	7.6	9.4	5 to 15	100.0	*	*
18/06/2023	22:00	91	0	0	1	0	1	0	0	0	0	0	0	0	0	0	0	0	0	0	0	93	8	9.3	0 to 10	97.8	1	1.1
18/06/2023	23:00	9	0	0	1	0	0	0	0	0	0	0	0	0	0	0	0	0	0	0	0	10	9.3	9.4	0 to 10	90.0	*	*
24 Hr Summary		361	10	41	78	29	7	0	0	0	0	0	0	0	0	0	0	0	0	0	0	526	13.6	27.2	5 to 15	68.6	36	6.8

Incoming Histogram

Tivetshall

from Fri-Jun-02-2023-12-00-PM to Fri-Jun-30-2023-12-59-PM

Date	Starting Hr:min	<15	15 to <20	20 to <25	25 to <30	30 to <35	35 to <40	40 to <45	45 to <50	50 to <55	55 to <60	60 to <65	65 to <70	70 to <75	75 to <80	80 to <85	85 to <90	90 to <95	95 to <100	100 to >105	Total Counts	Avg Speed (MPH)	85pet Speed	10MPH Pace	% in pace	# of Speeders	% Speeders	
19/06/2023	00:00	0	0	0	0	0	0	0	0	0	0	0	0	0	0	0	0	0	0	0	0	0	0	*	*	*	*	
19/06/2023	01:00	0	0	0	1	0	0	0	0	0	0	0	0	0	0	0	0	0	0	0	0	1	27	30	20 to 30	100.0	*	*
19/06/2023	02:00	1	1	0	0	0	0	0	0	0	0	0	0	0	0	0	0	0	0	0	0	2	12	20	0 to 10	50.0	*	*
19/06/2023	03:00	0	0	0	0	0	0	0	0	0	0	0	0	0	0	0	0	0	0	0	0	0	0	0	*	*	*	*
19/06/2023	04:00	0	0	0	0	0	0	0	0	0	0	0	0	0	0	0	0	0	0	0	0	0	0	0	*	*	*	*
19/06/2023	05:00	0	0	1	0	1	1	0	0	0	0	0	0	0	0	0	0	0	0	0	0	3	30.3	40	30 to 40	66.7	2	66.7
19/06/2023	06:00	0	0	0	0	1	0	0	0	0	0	0	0	0	0	0	0	0	0	0	0	1	32	35	25 to 35	100.0	1	100.0
19/06/2023	07:00	1	4	1	7	0	0	0	0	0	0	0	0	0	0	0	0	0	0	0	0	13	22.6	28.6	20 to 30	61.5	*	*
19/06/2023	08:00	2	2	1	1	3	0	0	0	0	0	0	0	0	0	0	0	0	0	0	0	9	21.7	33.3	25 to 35	44.4	3	33.3
19/06/2023	09:00	0	1	1	1	0	0	0	0	0	0	0	0	0	0	0	0	0	0	0	0	3	22	30	15 to 25	66.7	*	*
19/06/2023	10:00	2	0	0	3	0	0	0	0	0	0	0	0	0	0	0	0	0	0	0	0	5	19	28.3	20 to 30	60.0	*	*
19/06/2023	11:00	2	1	3	1	0	0	0	0	0	0	0	0	0	0	0	0	0	0	0	0	7	17.7	25	15 to 25	57.1	*	*
19/06/2023	12:00	2	1	1	0	0	0	0	0	0	0	0	0	0	0	0	0	0	0	0	0	4	15.8	20	10 to 20	75.0	*	*
19/06/2023	13:00	2	2	2	0	0	0	0	0	0	0	0	0	0	0	0	0	0	0	0	0	6	16.3	22.5	15 to 25	66.7	*	*
19/06/2023	14:00	0	1	1	3	1	0	0	0	0	0	0	0	0	0	0	0	0	0	0	0	6	25.3	30	20 to 30	66.7	1	16.7
19/06/2023	15:00	0	2	4	5	3	2	0	0	0	0	0	0	0	0	0	0	0	0	0	0	16	26.9	35	20 to 30	56.3	5	31.3
19/06/2023	16:00	1	1	0	8	6	2	1	0	0	0	0	0	0	0	0	0	0	0	0	0	19	28.9	35	25 to 35	73.7	9	47.4
19/06/2023	17:00	1	1	4	10	6	0	1	0	0	0	0	0	0	0	0	0	0	0	0	0	23	26.9	33.3	25 to 35	69.6	7	30.4
19/06/2023	18:00	0	0	1	3	5	0	1	0	0	0	0	0	0	0	0	0	0	0	0	0	10	30.5	34	25 to 35	80.0	6	60.0
19/06/2023	19:00	0	0	2	3	1	1	0	0	0	0	0	0	0	0	0	0	0	0	0	0	7	27.9	35	20 to 30	71.4	2	28.6
19/06/2023	20:00	1	0	1	1	1	0	0	0	0	0	0	0	0	0	0	0	0	0	0	0	4	22	30	20 to 30	50.0	1	25.0
19/06/2023	21:00	3	0	2	2	2	1	0	0	0	0	0	0	0	0	0	0	0	0	0	0	10	23	32.5	20 to 30	40.0	3	30.0
19/06/2023	22:00	0	0	0	0	1	0	0	1	0	0	0	0	0	0	0	0	0	0	0	0	2	39.5	50	25 to 35	50.0	2	100.0
19/06/2023	23:00	0	0	0	0	1	0	0	0	0	0	0	0	0	0	0	0	0	0	0	0	1	32	35	25 to 35	100.0	1	100.0
24 Hr Summary		18	17	25	49	32	7	3	1	0	0	0	0	0	0	0	0	0	0	0	152	24.9	33.1	25 to 35	53.3	43	28.3	

Incoming Histogram

Tivetshall

from Fri-Jun-02-2023-12-00-PM to Fri-Jun-30-2023-12-59-PM

Date	Starting Hr:min	<15	15 to <20	20 to <25	25 to <30	30 to <35	35 to <40	40 to <45	45 to <50	50 to <55	55 to <60	60 to <65	65 to <70	70 to <75	75 to <80	80 to <85	85 to <90	90 to <95	95 to <100	100 to >105	Total Counts	Avg Speed (MPH)	85pet Speed	10MPH Pace	% in pace	# of Speeders	% Speeders	
20/06/2023	00:00	1	0	0	0	0	0	0	0	0	0	0	0	0	0	0	0	0	0	0	0	1	7	10	0 to 10	100.0	*	*
20/06/2023	01:00	0	0	0	0	0	0	0	0	0	0	0	0	0	0	0	0	0	0	0	0	0	0	0	*	*	*	*
20/06/2023	02:00	0	0	0	0	0	0	0	0	0	0	0	0	0	0	0	0	0	0	0	0	0	0	0	*	*	*	*
20/06/2023	03:00	0	0	0	0	0	0	0	0	0	0	0	0	0	0	0	0	0	0	0	0	0	0	0	*	*	*	*
20/06/2023	04:00	0	0	0	0	0	0	0	0	0	0	0	0	0	0	0	0	0	0	0	0	0	0	0	*	*	*	*
20/06/2023	05:00	0	1	0	0	0	0	0	0	0	0	0	0	0	0	0	0	0	0	0	0	1	17	20	10 to 20	100.0	*	*
20/06/2023	06:00	1	0	0	1	0	0	0	0	0	0	0	0	0	0	0	0	0	0	0	0	2	17	30	0 to 10	50.0	*	*
20/06/2023	07:00	1	3	0	0	0	0	0	0	0	0	0	0	0	0	0	0	0	0	0	0	4	14.5	18.3	10 to 20	75.0	*	*
20/06/2023	08:00	13	1	0	2	0	0	0	0	0	0	0	0	0	0	0	0	0	0	0	0	16	10.7	20	5 to 15	81.3	*	*
20/06/2023	09:00	154	3	3	0	0	0	0	0	0	0	0	0	0	0	0	0	0	0	0	0	160	8	9.5	5 to 15	96.3	*	*
20/06/2023	10:00	362	1	1	1	0	0	0	0	0	0	0	0	0	0	0	0	0	0	0	0	365	8.1	9.7	5 to 15	99.2	*	*
20/06/2023	11:00	2	2	1	2	1	0	0	0	0	0	0	0	0	0	0	0	0	0	0	0	8	20.1	30	10 to 20	37.5	1	12.5
20/06/2023	12:00	1	3	3	0	0	0	0	0	0	0	0	0	0	0	0	0	0	0	0	0	7	18.6	23.3	15 to 25	85.7	*	*
20/06/2023	13:00	3	4	3	1	0	0	0	0	0	0	0	0	0	0	0	0	0	0	0	0	11	16.6	23.3	15 to 25	63.6	*	*
20/06/2023	14:00	1	1	1	0	0	0	0	0	0	0	0	0	0	0	0	0	0	0	0	0	3	17	25	10 to 20	66.7	*	*
20/06/2023	15:00	3	1	2	3	0	0	0	0	0	0	0	0	0	0	0	0	0	0	0	0	9	18.3	28.3	20 to 30	55.6	*	*
20/06/2023	16:00	4	1	6	9	0	0	0	0	0	0	0	0	0	0	0	0	0	0	0	0	20	21.7	28.3	20 to 30	75.0	*	*
20/06/2023	17:00	1	0	5	9	3	3	0	0	0	0	0	0	0	0	0	0	0	0	0	0	21	27.2	35	20 to 30	66.7	6	28.6
20/06/2023	18:00	0	1	2	6	7	0	0	0	0	0	0	0	0	0	0	0	0	0	0	0	16	28.1	33.6	25 to 35	81.3	7	43.8
20/06/2023	19:00	1	0	4	10	0	1	0	0	0	0	0	0	0	0	0	0	0	0	0	0	16	25.3	29.5	20 to 30	87.5	1	6.3
20/06/2023	20:00	1	0	1	5	0	0	0	0	0	0	0	0	0	0	0	0	0	0	0	0	7	24.1	29	20 to 30	85.7	*	*
20/06/2023	21:00	1	0	2	3	0	2	0	0	0	0	0	0	0	0	0	0	0	0	0	0	8	25.8	37.5	20 to 30	62.5	2	25.0
20/06/2023	22:00	0	1	0	1	0	1	0	0	0	0	0	0	0	0	0	0	0	0	0	0	3	27	40	10 to 20	33.3	1	33.3
20/06/2023	23:00	0	0	0	0	0	0	0	0	0	0	0	0	0	0	0	0	0	0	0	0	0	0	0	*	*	*	*
24 Hr Summary		550	23	34	53	11	7	0	0	0	0	0	0	0	0	0	0	0	0	0	0	678	11.1	20.4	5 to 15	81.1	18	2.7

Incoming Histogram

Tivetshall

from Fri-Jun-02-2023-12-00-PM to Fri-Jun-30-2023-12-59-PM

Date	Starting Hr:min	<15	15 to <20	20 to <25	25 to <30	30 to <35	35 to <40	40 to <45	45 to <50	50 to <55	55 to <60	60 to <65	65 to <70	70 to <75	75 to <80	80 to <85	85 to <90	90 to <95	95 to <100	100 to >105	Total Counts	Avg Speed (MPH)	85pet Speed	10MPH Pace	% in pace	# of Speeders	% Speeders	
21/06/2023	00:00	1	0	0	0	0	0	0	0	0	0	0	0	0	0	0	0	0	0	0	0	1	12	15	5 to 15	100.0	*	*
21/06/2023	01:00	1	1	0	0	0	0	0	0	0	0	0	0	0	0	0	0	0	0	0	0	2	14.5	20	10 to 20	100.0	*	*
21/06/2023	02:00	0	0	0	0	0	0	0	0	0	0	0	0	0	0	0	0	0	0	0	0	0	0	0	*	*	*	*
21/06/2023	03:00	0	0	0	0	0	0	0	0	0	0	0	0	0	0	0	0	0	0	0	0	0	0	0	*	*	*	*
21/06/2023	04:00	0	0	0	0	0	0	0	0	0	0	0	0	0	0	0	0	0	0	0	0	0	0	0	*	*	*	*
21/06/2023	05:00	0	0	0	1	0	0	0	0	0	0	0	0	0	0	0	0	0	0	0	0	1	27	30	20 to 30	100.0	*	*
21/06/2023	06:00	0	0	2	2	1	1	0	0	0	0	0	0	0	0	0	0	0	0	0	0	6	27.8	35	20 to 30	66.7	2	33.3
21/06/2023	07:00	0	6	2	7	2	0	0	0	0	0	0	0	0	0	0	0	0	0	0	0	17	23.6	29.3	20 to 30	52.9	2	11.8
21/06/2023	08:00	1	2	4	6	6	2	0	0	0	0	0	0	0	0	0	0	0	0	0	0	21	26.9	34.2	25 to 35	57.1	8	38.1
21/06/2023	09:00	1	0	3	9	4	1	0	0	0	0	0	0	0	0	0	0	0	0	0	0	18	27.1	32.5	25 to 35	72.2	5	27.8
21/06/2023	10:00	1	2	2	7	4	0	0	0	0	0	0	0	0	0	0	0	0	0	0	0	16	25.6	32.5	25 to 35	68.8	4	25.0
21/06/2023	11:00	1	1	7	11	1	1	0	0	0	0	0	0	0	0	0	0	0	0	0	0	22	25.2	29.5	20 to 30	81.8	2	9.1
21/06/2023	12:00	1	3	1	8	2	3	0	0	0	0	0	0	0	0	0	0	0	0	0	0	18	26.6	35	25 to 35	55.6	5	27.8
21/06/2023	13:00	1	1	3	2	1	1	0	0	0	0	0	0	0	0	0	0	0	0	0	0	9	23.8	35	20 to 30	55.6	2	22.2
21/06/2023	14:00	0	0	3	9	11	0	0	0	0	0	0	0	0	0	0	0	0	0	0	0	23	29	33.6	25 to 35	87.0	11	47.8
21/06/2023	15:00	2	1	3	17	3	2	0	0	0	0	0	0	0	0	0	0	0	0	0	0	28	26.4	31.7	20 to 30	71.4	5	17.9
21/06/2023	16:00	0	3	3	11	5	0	0	0	0	0	0	0	0	0	0	0	0	0	0	0	22	26.4	32	25 to 35	72.7	5	22.7
21/06/2023	17:00	0	1	2	13	15	2	1	0	0	0	0	0	0	0	0	0	0	0	0	0	34	29.9	34.3	25 to 35	82.4	18	52.9
21/06/2023	18:00	2	0	4	14	5	1	1	0	0	0	0	0	0	0	0	0	0	0	0	0	27	27	33	25 to 35	70.4	7	25.9
21/06/2023	19:00	0	0	2	8	2	0	0	0	0	0	0	0	0	0	0	0	0	0	0	0	12	27.2	30	20 to 30	83.3	2	16.7
21/06/2023	20:00	1	3	5	2	4	0	0	0	0	0	0	0	0	0	0	0	0	0	0	0	15	23.5	32.5	15 to 25	53.3	4	26.7
21/06/2023	21:00	0	0	1	2	3	1	0	0	0	0	0	0	0	0	0	0	0	0	0	0	7	29.9	35	25 to 35	71.4	4	57.1
21/06/2023	22:00	1	0	1	1	2	0	0	0	0	0	0	0	0	0	0	0	0	0	0	0	5	25	32.5	25 to 35	60.0	2	40.0
21/06/2023	23:00	0	0	0	0	0	0	0	0	0	0	0	0	0	0	0	0	0	0	0	0	0	0	0	*	*	*	*
24 Hr Summary		14	24	48	130	71	15	2	0	0	0	0	0	0	0	0	0	0	0	0	304	26.6	33	25 to 35	66.1	88	28.9	

Incoming Histogram

Tivetshall

from Fri-Jun-02-2023-12-00-PM to Fri-Jun-30-2023-12-59-PM

Date	Starting Hr:min	<15	15 to <20	20 to <25	25 to <30	30 to <35	35 to <40	40 to <45	45 to <50	50 to <55	55 to <60	60 to <65	65 to <70	70 to <75	75 to <80	80 to <85	85 to <90	90 to <95	95 to <100	100 to >105	Total Counts	Avg Speed (MPH)	85pet Speed	10MPH Pace	% in pace	# of Speeders	% Speeders	
22/06/2023	00:00	0	0	0	0	1	0	0	0	0	0	0	0	0	0	0	0	0	0	0	0	1	32	35	25 to 35	100.0	1	100.0
22/06/2023	01:00	0	0	0	0	0	0	0	0	0	0	0	0	0	0	0	0	0	0	0	0	0	0	0	*	*	*	*
22/06/2023	02:00	0	0	0	0	0	0	0	0	0	0	0	0	0	0	0	0	0	0	0	0	0	0	0	*	*	*	*
22/06/2023	03:00	0	0	0	0	0	0	0	0	0	0	0	0	0	0	0	0	0	0	0	0	0	0	0	*	*	*	*
22/06/2023	04:00	1	0	0	0	0	0	0	0	0	0	0	0	0	0	0	0	0	0	0	0	1	7	10	0 to 10	100.0	*	*
22/06/2023	05:00	0	1	0	0	0	0	0	0	0	0	0	0	0	0	0	0	0	0	0	0	1	17	20	10 to 20	100.0	*	*
22/06/2023	06:00	0	0	0	1	0	0	0	0	0	0	0	0	0	0	0	0	0	0	0	0	1	27	30	20 to 30	100.0	*	*
22/06/2023	07:00	3	1	5	6	3	1	0	0	0	0	0	0	0	0	0	0	0	0	0	0	19	23.7	31.7	20 to 30	57.9	4	21.1
22/06/2023	08:00	2	1	7	6	5	1	0	0	0	0	0	0	0	0	0	0	0	0	0	0	22	25.1	33	20 to 30	59.1	6	27.3
22/06/2023	09:00	1	1	5	12	6	0	0	0	0	0	0	0	0	0	0	0	0	0	0	0	25	26.1	31.7	25 to 35	72.0	6	24.0
22/06/2023	10:00	1	1	3	12	3	0	0	0	0	0	0	0	0	0	0	0	0	0	0	0	20	25.6	30	20 to 30	75.0	3	15.0
22/06/2023	11:00	1	2	1	6	3	0	1	0	0	0	0	0	0	0	0	0	0	0	0	0	14	26.3	33.3	25 to 35	64.3	4	28.6
22/06/2023	12:00	2	0	5	10	2	2	0	0	0	0	0	0	0	0	0	0	0	0	0	0	21	25.6	32.5	20 to 30	71.4	4	19.0
22/06/2023	13:00	1	0	5	10	2	0	0	0	0	0	0	0	0	0	0	0	0	0	0	0	18	25.2	29.5	20 to 30	83.3	2	11.1
22/06/2023	14:00	1	3	2	8	4	0	0	0	0	0	0	0	0	0	0	0	0	0	0	0	18	25.2	31.2	25 to 35	66.7	4	22.2
22/06/2023	15:00	2	2	5	21	4	1	0	0	0	0	0	0	0	0	0	0	0	0	0	0	35	25.8	30	20 to 30	74.3	5	14.3
22/06/2023	16:00	0	0	2	22	6	0	0	0	0	0	0	0	0	0	0	0	0	0	0	0	30	28	31.7	25 to 35	93.3	6	20.0
22/06/2023	17:00	0	1	3	9	8	3	1	0	0	0	0	0	0	0	0	0	0	0	0	0	25	29.5	35	25 to 35	68.0	12	48.0
22/06/2023	18:00	0	3	2	5	5	2	1	0	0	0	0	0	0	0	0	0	0	0	0	0	18	28.2	35	25 to 35	55.6	8	44.4
22/06/2023	19:00	0	0	0	9	2	0	1	0	0	0	0	0	0	0	0	0	0	0	0	0	12	29.3	32.5	25 to 35	91.7	3	25.0
22/06/2023	20:00	2	0	2	6	1	0	0	0	0	0	0	0	0	0	0	0	0	0	0	0	11	23.5	29.2	20 to 30	72.7	1	9.1
22/06/2023	21:00	0	0	0	5	0	1	0	0	0	0	0	0	0	0	0	0	0	0	0	0	6	28.8	30	20 to 30	83.3	1	16.7
22/06/2023	22:00	0	1	1	0	1	2	0	0	0	0	0	0	0	0	0	0	0	0	0	0	5	29	37.5	30 to 40	60.0	3	60.0
22/06/2023	23:00	0	0	0	0	2	0	0	0	0	0	0	0	0	0	0	0	0	0	0	0	2	32	35	25 to 35	100.0	2	100.0
24 Hr Summary		17	17	48	148	58	13	4	0	0	0	0	0	0	0	0	0	0	0	0	0	305	26.4	32.5	25 to 35	67.5	75	24.6

Incoming Histogram

Tivetshall

from Fri-Jun-02-2023-12-00-PM to Fri-Jun-30-2023-12-59-PM

Date	Starting Hr:min	<15	15 to <20	20 to <25	25 to <30	30 to <35	35 to <40	40 to <45	45 to <50	50 to <55	55 to <60	60 to <65	65 to <70	70 to <75	75 to <80	80 to <85	85 to <90	90 to <95	95 to <100	100 to >105	Total Counts	Avg Speed (MPH)	85pet Speed	10MPH Pace	% in pace	# of Speeders	% Speeders	
23/06/2023	00:00	0	0	0	0	0	1	0	0	0	0	0	0	0	0	0	0	0	0	0	0	1	37	40	30 to 40	100.0	1	100.0
23/06/2023	01:00	0	0	0	0	0	0	0	0	0	0	0	0	0	0	0	0	0	0	0	0	0	0	0	*	*	*	*
23/06/2023	02:00	1	0	0	0	0	0	0	0	0	0	0	0	0	0	0	0	0	0	0	0	1	12	15	5 to 15	100.0	*	*
23/06/2023	03:00	0	0	0	0	0	0	0	0	0	0	0	0	0	0	0	0	0	0	0	0	0	0	0	*	*	*	*
23/06/2023	04:00	0	0	0	1	0	0	0	0	0	0	0	0	0	0	0	0	0	0	0	0	1	27	30	20 to 30	100.0	*	*
23/06/2023	05:00	0	0	0	0	1	0	0	0	0	0	0	0	0	0	0	0	0	0	0	0	1	32	35	25 to 35	100.0	1	100.0
23/06/2023	06:00	0	1	0	0	0	1	0	0	0	0	0	0	0	0	0	0	0	0	0	0	2	27	40	10 to 20	50.0	1	50.0
23/06/2023	07:00	1	3	2	8	3	0	2	0	0	0	0	0	0	0	0	0	0	0	0	0	19	26.5	33.3	25 to 35	57.9	5	26.3
23/06/2023	08:00	0	1	2	7	5	0	2	0	0	0	0	0	0	0	0	0	0	0	0	0	17	29.1	34	25 to 35	70.6	7	41.2
23/06/2023	09:00	1	4	1	15	9	1	0	0	0	0	0	0	0	0	0	0	0	0	0	0	31	27.1	32.8	25 to 35	77.4	10	32.3
23/06/2023	10:00	0	0	1	8	6	2	0	0	0	0	0	0	0	0	0	0	0	0	0	0	17	29.8	34.2	25 to 35	82.4	8	47.1
23/06/2023	11:00	2	3	5	7	3	0	0	0	0	0	0	0	0	0	0	0	0	0	0	0	20	23.6	30	20 to 30	60.0	3	15.0
23/06/2023	12:00	0	0	0	15	3	2	0	0	0	0	0	0	0	0	0	0	0	0	0	0	20	29	33.3	25 to 35	90.0	5	25.0
23/06/2023	13:00	0	2	4	10	6	1	1	0	0	0	0	0	0	0	0	0	0	0	0	0	24	27.8	33.3	25 to 35	66.7	8	33.3
23/06/2023	14:00	1	1	6	9	2	2	0	0	0	0	0	0	0	0	0	0	0	0	0	0	21	26	32.5	20 to 30	71.4	4	19.0
23/06/2023	15:00	1	5	8	14	6	2	0	0	0	0	0	0	0	0	0	0	0	0	0	0	36	25.6	32.5	20 to 30	61.1	8	22.2
23/06/2023	16:00	1	0	6	6	2	3	1	0	0	0	0	0	0	0	0	0	0	0	0	0	19	27.6	36.7	20 to 30	63.2	6	31.6
23/06/2023	17:00	1	1	1	9	3	0	0	0	0	0	0	0	0	0	0	0	0	0	0	0	15	26.1	31.7	25 to 35	80.0	3	20.0
23/06/2023	18:00	0	2	8	9	4	1	0	0	0	0	0	0	0	0	0	0	0	0	0	0	24	26	31.2	20 to 30	70.8	5	20.8
23/06/2023	19:00	0	0	1	4	0	0	0	0	0	0	0	0	0	0	0	0	0	0	0	0	5	26.2	28.8	20 to 30	100.0	*	*
23/06/2023	20:00	0	1	1	4	2	0	0	0	0	0	0	0	0	0	0	0	0	0	0	0	8	26.4	32.5	25 to 35	75.0	2	25.0
23/06/2023	21:00	2	3	3	3	1	0	0	0	0	0	0	0	0	0	0	0	0	0	0	0	12	21.4	28.3	15 to 25	50.0	1	8.3
23/06/2023	22:00	0	1	1	1	2	0	0	0	0	0	0	0	0	0	0	0	0	0	0	0	5	26	32.5	25 to 35	60.0	2	40.0
23/06/2023	23:00	0	0	0	1	1	1	2	0	0	0	0	0	0	0	0	0	0	0	0	0	5	36.2	42.5	35 to 45	60.0	4	80.0
24 Hr Summary		11	28	50	131	59	17	8	0	0	0	0	0	0	0	0	0	0	0	0	304	26.8	33.2	25 to 35	62.5	84	27.6	

Incoming Histogram

Tivetshall

from Fri-Jun-02-2023-12-00-PM to Fri-Jun-30-2023-12-59-PM

Date	Starting Hr:min	<15	15 to <20	20 to <25	25 to <30	30 to <35	35 to <40	40 to <45	45 to <50	50 to <55	55 to <60	60 to <65	65 to <70	70 to <75	75 to <80	80 to <85	85 to <90	90 to <95	95 to <100	100 to >105	Total Counts	Avg Speed (MPH)	85pet Speed	10MPH Pace	% in pace	# of Speeders	% Speeders	
24/06/2023	00:00	0	0	0	3	0	0	0	0	0	0	0	0	0	0	0	0	0	0	0	0	3	27	30	20 to 30	100.0	*	*
24/06/2023	01:00	0	0	0	0	0	0	0	0	0	0	0	0	0	0	0	0	0	0	0	0	0	0	0	*	*	*	*
24/06/2023	02:00	0	0	0	0	0	0	0	0	0	0	0	0	0	0	0	0	0	0	0	0	0	0	0	*	*	*	*
24/06/2023	03:00	0	1	0	0	0	0	0	0	0	0	0	0	0	0	0	0	0	0	0	0	1	17	20	10 to 20	100.0	*	*
24/06/2023	04:00	0	0	0	0	0	0	0	0	0	0	0	0	0	0	0	0	0	0	0	0	0	0	0	*	*	*	*
24/06/2023	05:00	0	0	0	0	0	0	0	0	0	0	0	0	0	0	0	0	0	0	0	0	0	0	0	*	*	*	*
24/06/2023	06:00	2	0	0	0	0	0	0	0	0	0	0	0	0	0	0	0	0	0	0	0	2	9.5	15	5 to 15	100.0	*	*
24/06/2023	07:00	2	2	2	3	0	0	0	0	0	0	0	0	0	0	0	0	0	0	0	0	9	19.3	28.3	20 to 30	55.6	*	*
24/06/2023	08:00	0	2	0	8	0	0	0	0	0	0	0	0	0	0	0	0	0	0	0	0	10	25.1	28.8	20 to 30	80.0	*	*
24/06/2023	09:00	0	1	2	9	1	2	0	0	0	0	0	0	0	0	0	0	0	0	0	0	15	27.5	35	20 to 30	73.3	3	20.0
24/06/2023	10:00	0	0	7	10	4	1	0	0	0	0	0	0	0	0	0	0	0	0	0	0	22	27	32.5	20 to 30	77.3	5	22.7
24/06/2023	11:00	0	2	6	9	4	0	0	0	0	0	0	0	0	0	0	0	0	0	0	0	21	25.7	31.2	20 to 30	71.4	4	19.0
24/06/2023	12:00	0	2	5	6	2	1	0	0	0	0	0	0	0	0	0	0	0	0	0	0	16	25.6	32.5	20 to 30	68.8	3	18.8
24/06/2023	13:00	0	0	3	5	4	1	0	0	0	0	0	0	0	0	0	0	0	0	0	0	13	28.3	33.8	25 to 35	69.2	5	38.5
24/06/2023	14:00	0	0	3	8	2	2	0	0	0	0	0	0	0	0	0	0	0	0	0	0	15	28.1	35	20 to 30	73.3	4	26.7
24/06/2023	15:00	1	3	3	7	3	0	0	0	0	0	0	0	0	0	0	0	0	0	0	0	17	24.5	30	20 to 30	58.8	3	17.6
24/06/2023	16:00	0	2	8	10	3	0	0	0	0	0	0	0	0	0	0	0	0	0	0	0	23	25.3	30	20 to 30	78.3	3	13.0
24/06/2023	17:00	0	4	7	9	0	0	0	0	0	0	0	0	0	0	0	0	0	0	0	0	20	23.5	28.3	20 to 30	80.0	*	*
24/06/2023	18:00	1	1	6	6	2	0	0	0	0	0	0	0	0	0	0	0	0	0	0	0	16	23.9	30	20 to 30	75.0	2	12.5
24/06/2023	19:00	3	2	3	10	0	1	0	0	0	0	0	0	0	0	0	0	0	0	0	0	19	22.6	29	20 to 30	68.4	1	5.3
24/06/2023	20:00	1	1	2	2	2	0	1	0	0	0	0	0	0	0	0	0	0	0	0	0	9	25.3	35	20 to 30	44.4	3	33.3
24/06/2023	21:00	0	0	2	5	2	0	0	0	0	0	0	0	0	0	0	0	0	0	0	0	9	27.1	32.5	20 to 30	77.8	2	22.2
24/06/2023	22:00	0	0	3	1	2	0	0	0	1	0	0	0	0	0	0	0	0	0	0	0	7	29.9	35	20 to 30	57.1	3	42.9
24/06/2023	23:00	0	1	0	0	0	0	1	0	0	0	0	0	0	0	0	0	0	0	0	0	2	29.5	45	10 to 20	50.0	1	50.0
24 Hr Summary		10	24	62	111	31	8	2	0	1	0	0	0	0	0	0	0	0	0	0	249	25.3	30.8	20 to 30	69.5	42	16.9	

Incoming Histogram

Tivetshall

from Fri-Jun-02-2023-12-00-PM to Fri-Jun-30-2023-12-59-PM

Date	Starting Hr:min	<15	15 to <20	20 to <25	25 to <30	30 to <35	35 to <40	40 to <45	45 to <50	50 to <55	55 to <60	60 to <65	65 to <70	70 to <75	75 to <80	80 to <85	85 to <90	90 to <95	95 to <100	100 to >105	Total Counts	Avg Speed (MPH)	85pet Speed	10MPH Pace	% in pace	# of Speeders	% Speeders	
25/06/2023	00:00	0	0	0	0	1	0	1	0	0	0	0	0	0	0	0	0	0	0	0	0	2	37	45	25 to 35	50.0	2	100.0
25/06/2023	01:00	0	0	0	0	0	0	0	0	0	0	0	0	0	0	0	0	0	0	0	0	0	0	0	*	*	*	*
25/06/2023	02:00	0	0	0	0	0	0	0	0	0	0	0	0	0	0	0	0	0	0	0	0	0	0	0	*	*	*	*
25/06/2023	03:00	0	0	0	0	0	0	0	0	0	0	0	0	0	0	0	0	0	0	0	0	0	0	0	*	*	*	*
25/06/2023	04:00	0	0	0	0	0	0	0	0	0	0	0	0	0	0	0	0	0	0	0	0	0	0	0	*	*	*	*
25/06/2023	05:00	0	0	0	0	0	0	0	0	0	0	0	0	0	0	0	0	0	0	0	0	0	0	0	*	*	*	*
25/06/2023	06:00	0	1	0	0	0	0	0	0	0	0	0	0	0	0	0	0	0	0	0	0	1	17	20	10 to 20	100.0	*	*
25/06/2023	07:00	0	0	0	2	1	0	0	0	0	0	0	0	0	0	0	0	0	0	0	0	3	28.7	35	25 to 35	100.0	1	33.3
25/06/2023	08:00	1	0	2	1	2	0	0	0	0	0	0	0	0	0	0	0	0	0	0	0	6	24.7	32.5	20 to 30	50.0	2	33.3
25/06/2023	09:00	0	1	0	2	2	1	0	0	0	0	0	0	0	0	0	0	0	0	0	0	6	28.7	35	25 to 35	66.7	3	50.0
25/06/2023	10:00	0	2	4	8	4	0	0	0	0	0	0	0	0	0	0	0	0	0	0	0	18	26	31.2	20 to 30	66.7	4	22.2
25/06/2023	11:00	0	2	9	8	6	0	0	0	0	0	0	0	0	0	0	0	0	0	0	0	25	25.9	31.7	20 to 30	68.0	6	24.0
25/06/2023	12:00	0	2	6	8	2	0	0	0	0	0	0	0	0	0	0	0	0	0	0	0	18	24.8	29.4	20 to 30	77.8	2	11.1
25/06/2023	13:00	0	1	2	7	4	1	2	0	0	0	0	0	0	0	0	0	0	0	0	0	17	29.5	35	25 to 35	64.7	7	41.2
25/06/2023	14:00	0	3	1	6	2	0	0	0	0	0	0	0	0	0	0	0	0	0	0	0	12	25.2	30	25 to 35	66.7	2	16.7
25/06/2023	15:00	1	2	1	5	9	0	0	1	0	0	0	0	0	0	0	0	0	0	0	0	19	28.3	33.9	25 to 35	73.7	10	52.6
25/06/2023	16:00	1	0	2	9	8	1	0	0	0	0	0	0	0	0	0	0	0	0	0	0	21	28.4	33.8	25 to 35	81.0	9	42.9
25/06/2023	17:00	0	0	0	8	4	1	0	0	0	0	0	0	0	0	0	0	0	0	0	0	13	29.5	33.8	25 to 35	92.3	5	38.5
25/06/2023	18:00	0	1	2	4	1	1	0	0	0	0	0	0	0	0	0	0	0	0	0	0	9	26.6	35	20 to 30	66.7	2	22.2
25/06/2023	19:00	1	0	3	4	2	0	0	0	0	0	0	0	0	0	0	0	0	0	0	0	10	25.2	30	20 to 30	70.0	2	20.0
25/06/2023	20:00	1	0	0	3	1	1	0	0	0	0	0	0	0	0	0	0	0	0	0	0	6	26.2	35	25 to 35	66.7	2	33.3
25/06/2023	21:00	1	0	0	0	0	0	2	0	0	0	0	0	0	0	0	0	0	0	0	0	3	32	45	35 to 45	66.7	2	66.7
25/06/2023	22:00	0	0	0	0	2	1	0	0	0	0	0	0	0	0	0	0	0	0	0	0	3	33.7	40	30 to 40	100.0	3	100.0
25/06/2023	23:00	0	0	0	1	0	1	0	0	0	0	0	0	0	0	0	0	0	0	0	0	2	32	40	20 to 30	50.0	1	50.0
24 Hr Summary		6	15	32	76	51	8	5	1	0	0	0	0	0	0	0	0	0	0	0	194	27.3	33.5	25 to 35	65.5	65	33.5	

Incoming Histogram

Tivetshall

from Fri-Jun-02-2023-12-00-PM to Fri-Jun-30-2023-12-59-PM

Date	Starting Hr:min	<15	15 to <20	20 to <25	25 to <30	30 to <35	35 to <40	40 to <45	45 to <50	50 to <55	55 to <60	60 to <65	65 to <70	70 to <75	75 to <80	80 to <85	85 to <90	90 to <95	95 to <100	100 to >105	Total Counts	Avg Speed (MPH)	85pet Speed	10MPH Pace	% in pace	# of Speeders	% Speeders	
26/06/2023	00:00	0	0	0	0	0	1	0	0	0	0	0	0	0	0	0	0	0	0	0	0	1	37	40	30 to 40	100.0	1	100.0
26/06/2023	01:00	0	0	1	0	1	0	0	0	0	0	0	0	0	0	0	0	0	0	0	0	2	27	35	15 to 25	50.0	1	50.0
26/06/2023	02:00	1	1	0	2	0	0	0	0	0	0	0	0	0	0	0	0	0	0	0	0	4	19.8	27.5	20 to 30	50.0	*	*
26/06/2023	03:00	0	1	0	0	0	0	0	0	0	0	0	0	0	0	0	0	0	0	0	0	1	17	20	10 to 20	100.0	*	*
26/06/2023	04:00	0	0	0	0	0	0	0	0	0	0	0	0	0	0	0	0	0	0	0	0	0	0	0	*	*	*	*
26/06/2023	05:00	0	0	0	0	0	0	0	0	0	0	0	0	0	0	0	0	0	0	0	0	0	0	0	*	*	*	*
26/06/2023	06:00	0	0	0	0	2	1	0	0	0	0	0	0	0	0	0	0	0	0	0	0	3	33.7	40	30 to 40	100.0	3	100.0
26/06/2023	07:00	2	2	0	8	4	1	0	0	0	0	0	0	0	0	0	0	0	0	0	0	17	25.6	32.5	25 to 35	70.6	5	29.4
26/06/2023	08:00	0	0	2	11	7	4	1	0	0	0	0	0	0	0	0	0	0	0	0	0	25	30.4	36.2	25 to 35	72.0	12	48.0
26/06/2023	09:00	1	1	4	7	7	3	0	0	0	0	0	0	0	0	0	0	0	0	0	0	23	27.8	35	25 to 35	60.9	10	43.5
26/06/2023	10:00	2	3	8	8	4	2	0	0	0	0	0	0	0	0	0	0	0	0	0	0	27	24.7	32.5	20 to 30	59.3	6	22.2
26/06/2023	11:00	2	0	7	9	3	2	0	0	0	0	0	0	0	0	0	0	0	0	0	0	23	25.7	33.3	20 to 30	69.6	5	21.7
26/06/2023	12:00	0	0	1	5	7	2	1	0	0	0	0	0	0	0	0	0	0	0	0	0	16	31.1	37.5	25 to 35	75.0	10	62.5
26/06/2023	13:00	0	0	3	10	8	0	0	0	0	0	0	0	0	0	0	0	0	0	0	0	21	28.4	33.1	25 to 35	85.7	8	38.1
26/06/2023	14:00	0	0	7	12	5	1	0	0	0	0	0	0	0	0	0	0	0	0	0	0	25	27.2	32	20 to 30	76.0	6	24.0
26/06/2023	15:00	0	2	4	25	5	1	0	0	0	0	0	0	0	0	0	0	0	0	0	0	37	27.2	30	25 to 35	81.1	6	16.2
26/06/2023	16:00	0	3	4	23	9	0	0	0	0	0	0	0	0	0	0	0	0	0	0	0	39	27.2	31.7	25 to 35	82.1	9	23.1
26/06/2023	17:00	2	0	6	15	6	5	0	0	0	0	0	0	0	0	0	0	0	0	0	0	34	27.8	35	20 to 30	61.8	11	32.4
26/06/2023	18:00	0	2	0	13	9	0	1	1	0	0	0	0	0	0	0	0	0	0	0	0	26	29.5	33.9	25 to 35	84.6	11	42.3
26/06/2023	19:00	1	1	2	4	5	2	0	0	0	0	0	0	0	0	0	0	0	0	0	0	15	27.4	35	25 to 35	60.0	7	46.7
26/06/2023	20:00	0	0	2	3	0	1	0	0	0	0	0	0	0	0	0	0	0	0	0	0	6	27	30	20 to 30	83.3	1	16.7
26/06/2023	21:00	0	0	2	3	0	1	0	0	0	0	0	0	0	0	0	0	0	0	0	0	6	27	30	20 to 30	83.3	1	16.7
26/06/2023	22:00	0	0	2	1	1	0	1	0	0	0	0	0	0	0	0	0	0	0	0	0	5	29	35	20 to 30	60.0	2	40.0
26/06/2023	23:00	0	0	0	0	0	0	0	0	0	0	0	0	0	0	0	0	0	0	0	0	0	0	0	*	*	*	*
24 Hr Summary		11	16	55	159	83	27	4	1	0	0	0	0	0	0	0	0	0	0	0	0	356	27.6	33.7	25 to 35	68.0	115	32.3

Incoming Histogram

Tivetshall

from Fri-Jun-02-2023-12-00-PM to Fri-Jun-30-2023-12-59-PM

Date	Starting Hr:min	<15	15 to <20	20 to <25	25 to <30	30 to <35	35 to <40	40 to <45	45 to <50	50 to <55	55 to <60	60 to <65	65 to <70	70 to <75	75 to <80	80 to <85	85 to <90	90 to <95	95 to <100	100 to >105	Total Counts	Avg Speed (MPH)	85pet Speed	10MPH Pace	% in pace	# of Speeders	% Speeders	
27/06/2023	00:00	0	0	0	0	0	0	0	0	0	0	0	0	0	0	0	0	0	0	0	0	0	0	*	*	*	*	
27/06/2023	01:00	0	0	0	0	0	0	0	0	0	0	0	0	0	0	0	0	0	0	0	0	0	0	*	*	*	*	
27/06/2023	02:00	0	0	0	0	0	0	0	0	0	0	0	0	0	0	0	0	0	0	0	0	0	0	*	*	*	*	
27/06/2023	03:00	0	0	0	0	0	0	0	0	0	0	0	0	0	0	0	0	0	0	0	0	0	0	*	*	*	*	
27/06/2023	04:00	0	0	0	0	0	0	0	0	0	0	0	0	0	0	0	0	0	0	0	0	0	0	*	*	*	*	
27/06/2023	05:00	0	0	0	0	0	0	0	0	0	0	0	0	0	0	0	0	0	0	0	0	0	0	*	*	*	*	
27/06/2023	06:00	0	0	0	0	1	1	0	0	0	0	0	0	0	0	0	0	0	0	0	0	2	34.5	40	30 to 40	100.0	2	100.0
27/06/2023	07:00	2	5	0	8	0	3	0	0	0	0	0	0	0	0	0	0	0	0	0	0	18	24.6	30	20 to 30	44.4	3	16.7
27/06/2023	08:00	4	0	4	7	5	2	1	0	0	0	0	0	0	0	0	0	0	0	0	0	23	25.3	35	25 to 35	52.2	8	34.8
27/06/2023	09:00	0	1	3	10	9	0	0	0	0	0	0	0	0	0	0	0	0	0	0	0	23	28.1	33.3	25 to 35	82.6	9	39.1
27/06/2023	10:00	1	0	2	2	2	1	0	0	0	0	0	0	0	0	0	0	0	0	0	0	8	25.8	35	20 to 30	50.0	3	37.5
27/06/2023	11:00	1	0	0	11	3	1	1	0	0	0	0	0	0	0	0	0	0	0	0	0	17	28.6	33.3	25 to 35	82.4	5	29.4
27/06/2023	12:00	0	2	6	13	8	2	0	0	0	0	0	0	0	0	0	0	0	0	0	0	31	27.5	33.1	25 to 35	67.7	10	32.3
27/06/2023	13:00	1	2	7	15	9	2	0	0	0	0	0	0	0	0	0	0	0	0	0	0	36	27.1	33.3	25 to 35	66.7	11	30.6
27/06/2023	14:00	1	0	0	5	10	2	0	0	0	0	0	0	0	0	0	0	0	0	0	0	18	30.2	34.5	25 to 35	83.3	12	66.7
27/06/2023	15:00	3	1	3	11	16	5	0	0	0	0	0	0	0	0	0	0	0	0	0	0	39	28.5	34.7	25 to 35	69.2	21	53.8
27/06/2023	16:00	1	1	8	22	14	2	1	0	0	0	0	0	0	0	0	0	0	0	0	0	49	28.1	33.6	25 to 35	73.5	17	34.7
27/06/2023	17:00	1	2	5	13	10	5	3	0	0	0	0	0	0	0	0	0	0	0	0	0	39	29.4	37	25 to 35	59.0	18	46.2
27/06/2023	18:00	0	0	2	8	7	5	0	0	0	0	0	0	0	0	0	0	0	0	0	0	22	30.6	37	25 to 35	68.2	12	54.5
27/06/2023	19:00	1	0	0	8	4	1	0	0	0	0	0	0	0	0	0	0	0	0	0	0	14	28.3	33.8	25 to 35	85.7	5	35.7
27/06/2023	20:00	0	1	1	4	2	1	0	0	0	0	0	0	0	0	0	0	0	0	0	0	9	27.6	35	25 to 35	66.7	3	33.3
27/06/2023	21:00	0	0	2	2	2	0	0	0	0	0	0	0	0	0	0	0	0	0	0	0	6	27	32.5	20 to 30	66.7	2	33.3
27/06/2023	22:00	0	0	0	1	0	2	0	0	0	0	0	0	0	0	0	0	0	0	0	0	3	33.7	40	30 to 40	66.7	2	66.7
27/06/2023	23:00	0	0	0	1	1	0	0	0	0	0	0	0	0	0	0	0	0	0	0	0	2	29.5	35	25 to 35	100.0	1	50.0
24 Hr Summary		16	15	43	141	103	35	6	0	0	0	0	0	0	0	0	0	0	0	0	359	28.1	34.4	25 to 35	68.0	144	40.1	

Incoming Histogram

Tivetshall

from Fri-Jun-02-2023-12-00-PM to Fri-Jun-30-2023-12-59-PM

Date	Starting Hr:min	<15	15 to <20	20 to <25	25 to <30	30 to <35	35 to <40	40 to <45	45 to <50	50 to <55	55 to <60	60 to <65	65 to <70	70 to <75	75 to <80	80 to <85	85 to <90	90 to <95	95 to <100	100 to >105	Total Counts	Avg Speed (MPH)	85pet Speed	10MPH Pace	% in pace	# of Speeders	% Speeders	
28/06/2023	00:00	0	0	0	0	0	0	0	0	0	0	0	0	0	0	0	0	0	0	0	0	0	0	*	*	*	*	
28/06/2023	01:00	0	1	0	1	0	0	0	0	0	0	0	0	0	0	0	0	0	0	0	0	2	22	30	10 to 20	50.0	*	*
28/06/2023	02:00	0	0	0	0	0	0	0	0	0	0	0	0	0	0	0	0	0	0	0	0	0	0	*	*	*	*	
28/06/2023	03:00	0	0	0	0	0	0	0	0	0	0	0	0	0	0	0	0	0	0	0	0	0	0	*	*	*	*	
28/06/2023	04:00	0	0	0	0	0	0	0	0	0	0	0	0	0	0	0	0	0	0	0	0	0	0	*	*	*	*	
28/06/2023	05:00	0	0	0	0	0	0	0	0	0	0	0	0	0	0	0	0	0	0	0	0	0	0	*	*	*	*	
28/06/2023	06:00	0	0	0	1	1	1	0	0	0	0	0	0	0	0	0	0	0	0	0	0	3	32	40	25 to 35	66.7	2	66.7
28/06/2023	07:00	0	1	6	6	6	3	0	0	0	0	0	0	0	0	0	0	0	0	0	0	22	28.1	35	20 to 30	54.5	9	40.9
28/06/2023	08:00	0	0	2	7	11	4	1	1	0	0	0	0	0	0	0	0	0	0	0	0	26	31.8	37.5	25 to 35	69.2	17	65.4
28/06/2023	09:00	0	1	2	12	8	3	0	0	0	0	0	0	0	0	0	0	0	0	0	0	26	29.2	34.4	25 to 35	76.9	11	42.3
28/06/2023	10:00	0	3	3	5	6	4	1	0	0	0	0	0	0	0	0	0	0	0	0	0	22	28.9	37.5	25 to 35	50.0	11	50.0
28/06/2023	11:00	0	0	3	14	7	3	0	0	0	0	0	0	0	0	0	0	0	0	0	0	27	29.1	34.3	25 to 35	77.8	10	37.0
28/06/2023	12:00	6	4	2	6	5	2	0	0	0	0	0	0	0	0	0	0	0	0	0	0	25	22.8	33	25 to 35	44.0	7	28.0
28/06/2023	13:00	5	3	1	10	2	3	0	0	0	0	0	0	0	0	0	0	0	0	0	0	24	23.4	32.5	25 to 35	50.0	5	20.8
28/06/2023	14:00	1	0	1	3	5	3	0	0	0	0	0	0	0	0	0	0	0	0	0	0	13	29.8	36.7	25 to 35	61.5	8	61.5
28/06/2023	15:00	0	1	4	13	10	5	2	0	0	0	0	0	0	0	0	0	0	0	0	0	35	30.1	37	25 to 35	65.7	17	48.6
28/06/2023	16:00	1	1	3	23	11	2	0	0	0	0	0	0	0	0	0	0	0	0	0	0	41	28.2	33.2	25 to 35	82.9	13	31.7
28/06/2023	17:00	0	2	3	15	9	4	2	1	0	0	0	0	0	0	0	0	0	0	0	0	36	30	37.5	25 to 35	66.7	16	44.4
28/06/2023	18:00	2	2	1	10	8	3	0	1	0	0	0	0	0	0	0	0	0	0	0	0	27	28.2	35	25 to 35	66.7	12	44.4
28/06/2023	19:00	1	2	4	4	6	1	0	0	0	0	0	0	0	0	0	0	0	0	0	0	18	25.9	33.3	25 to 35	55.6	7	38.9
28/06/2023	20:00	0	0	0	5	5	1	0	0	0	0	0	0	0	0	0	0	0	0	0	0	11	30.5	34	25 to 35	90.9	6	54.5
28/06/2023	21:00	0	1	2	2	1	1	0	0	0	0	0	0	0	0	0	0	0	0	0	0	7	26.3	35	20 to 30	57.1	2	28.6
28/06/2023	22:00	0	0	1	3	2	2	1	0	0	0	0	0	0	0	0	0	0	0	0	0	9	31.6	40	25 to 35	55.6	5	55.6
28/06/2023	23:00	0	0	1	3	1	0	0	0	0	0	0	0	0	0	0	0	0	0	0	0	5	27	30	20 to 30	80.0	1	20.0
24 Hr Summary		16	22	39	143	104	45	7	3	0	0	0	0	0	0	0	0	0	0	0	379	28.3	34.9	25 to 35	65.2	159	42.0	

Incoming Histogram

Tivetshall

from Fri-Jun-02-2023-12-00-PM to Fri-Jun-30-2023-12-59-PM

Date	Starting Hr:min	<15	15 to <20	20 to <25	25 to <30	30 to <35	35 to <40	40 to <45	45 to <50	50 to <55	55 to <60	60 to <65	65 to <70	70 to <75	75 to <80	80 to <85	85 to <90	90 to <95	95 to <100	100 to >105	Total Counts	Avg Speed (MPH)	85pet Speed	10MPH Pace	% in pace	# of Speeders	% Speeders
29/06/2023	00:00	0	0	0	1	1	0	0	0	0	0	0	0	0	0	0	0	0	0	0	2	29.5	35	25 to 35	100.0	1	50.0
29/06/2023	01:00	0	0	1	0	0	0	0	0	0	0	0	0	0	0	0	0	0	0	0	1	22	25	15 to 25	100.0	*	*
29/06/2023	02:00	0	0	0	0	0	0	0	0	0	0	0	0	0	0	0	0	0	0	0	0	0	0	*	*	*	*
29/06/2023	03:00	0	0	0	0	0	0	0	0	0	0	0	0	0	0	0	0	0	0	0	0	0	0	*	*	*	*
29/06/2023	04:00	0	0	0	0	0	0	0	0	0	0	0	0	0	0	0	0	0	0	0	0	0	0	*	*	*	*
29/06/2023	05:00	1	1	0	0	0	0	0	0	0	0	0	0	0	0	0	0	0	0	0	2	12	20	0 to 10	50.0	*	*
29/06/2023	06:00	1	0	0	1	2	0	0	0	0	0	0	0	0	0	0	0	0	0	0	4	24.5	32.5	25 to 35	75.0	2	50.0
29/06/2023	07:00	1	5	4	9	3	0	0	0	0	0	0	0	0	0	0	0	0	0	0	22	24.1	30	20 to 30	59.1	3	13.6
29/06/2023	08:00	0	0	2	5	8	1	1	0	0	0	0	0	0	0	0	0	0	0	0	17	30.5	34.4	25 to 35	76.5	10	58.8
29/06/2023	09:00	0	1	1	16	4	0	0	0	0	0	0	0	0	0	0	0	0	0	0	22	27.5	31.2	25 to 35	90.9	4	18.2
29/06/2023	10:00	1	2	2	12	5	0	0	0	0	0	0	0	0	0	0	0	0	0	0	22	26	32	25 to 35	77.3	5	22.7
29/06/2023	11:00	0	1	1	10	3	3	0	0	0	0	0	0	0	0	0	0	0	0	0	18	28.9	35	25 to 35	72.2	6	33.3
29/06/2023	12:00	1	3	3	6	8	3	0	0	0	0	0	0	0	0	0	0	0	0	0	24	27.6	34.4	25 to 35	58.3	11	45.8
29/06/2023	13:00	1	1	3	6	8	2	1	0	0	0	0	0	0	0	0	0	0	0	0	22	28.7	35	25 to 35	63.6	11	50.0
29/06/2023	14:00	3	1	4	6	5	2	0	0	0	0	0	0	0	0	0	0	0	0	0	21	25.2	34	25 to 35	52.4	7	33.3
29/06/2023	15:00	1	0	2	18	14	3	0	2	0	0	0	0	0	0	0	0	0	0	0	40	30.1	34.6	25 to 35	80.0	19	47.5
29/06/2023	16:00	1	1	3	18	12	4	0	1	0	0	0	0	0	0	0	0	0	0	0	40	29.2	34.6	25 to 35	75.0	17	42.5
29/06/2023	17:00	0	0	1	7	12	4	2	0	0	0	0	0	0	0	0	0	0	0	0	26	32	37.5	25 to 35	73.1	18	69.2
29/06/2023	18:00	0	1	3	8	10	6	0	0	0	0	0	0	0	0	0	0	0	0	0	28	30.3	36.7	25 to 35	64.3	16	57.1
29/06/2023	19:00	0	0	2	9	4	2	0	0	0	0	0	0	0	0	0	0	0	0	0	17	28.9	33.8	25 to 35	76.5	6	35.3
29/06/2023	20:00	1	0	1	7	6	0	1	0	0	0	0	0	0	0	0	0	0	0	0	16	28.5	34.2	25 to 35	81.3	7	43.8
29/06/2023	21:00	1	0	0	5	2	0	0	0	0	0	0	0	0	0	0	0	0	0	0	8	26.5	32.5	25 to 35	87.5	2	25.0
29/06/2023	22:00	0	0	0	1	2	3	1	0	0	0	0	0	0	0	0	0	0	0	0	7	35	40	30 to 40	71.4	6	85.7
29/06/2023	23:00	0	0	0	0	1	0	0	0	0	0	0	0	0	0	0	0	0	0	0	1	32	35	25 to 35	100.0	1	100.0
24 Hr Summary		13	17	33	145	110	33	6	3	0	0	0	0	0	0	0	0	0	0	0	360	28.5	34.5	25 to 35	70.8	152	42.2

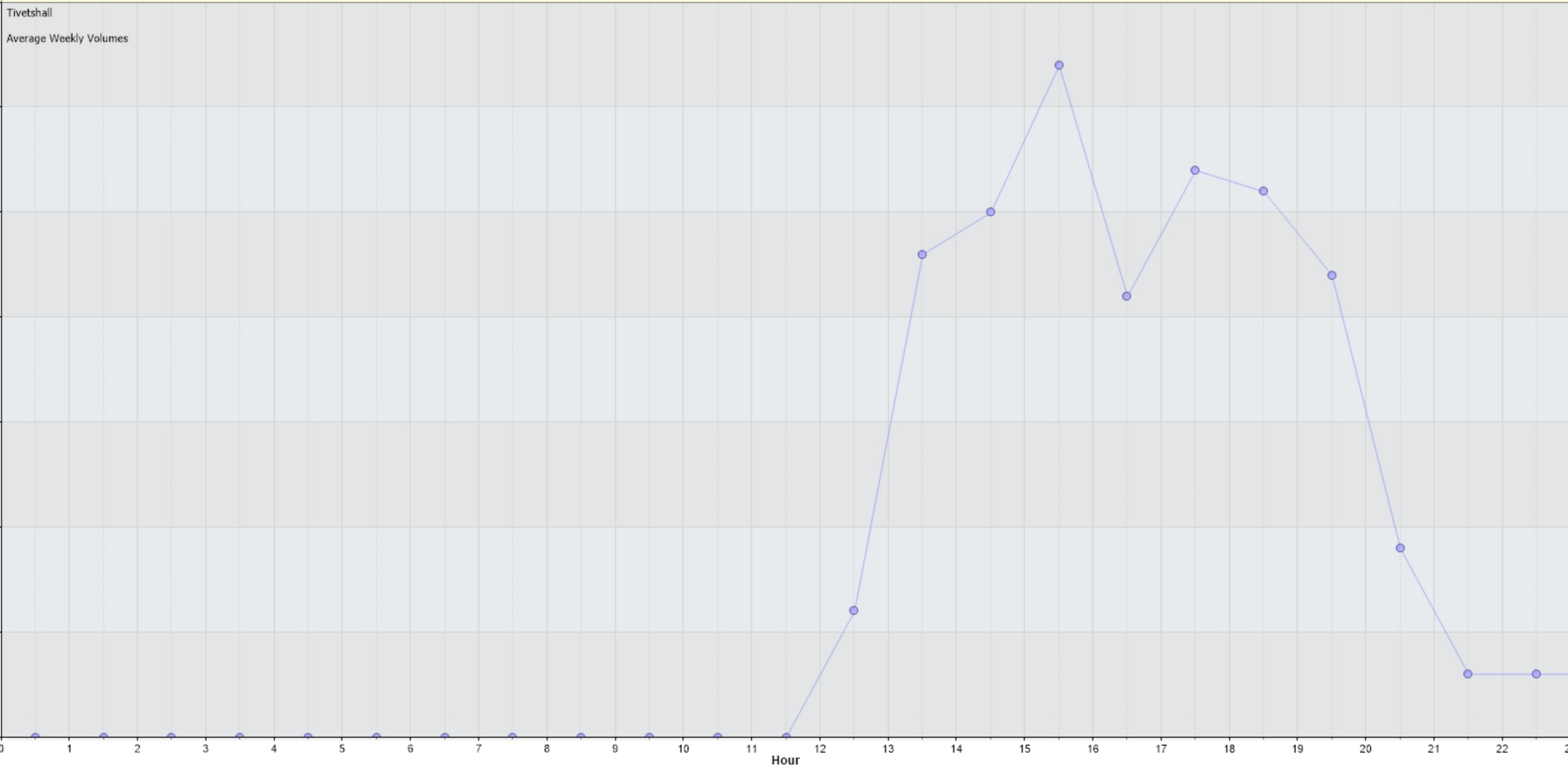
Incoming Histogram

Tivetshall

from Fri-Jun-02-2023-12-00-PM to Fri-Jun-30-2023-12-59-PM

Date	Starting Hr:min	<15	15 to <20	20 to <25	25 to <30	30 to <35	35 to <40	40 to <45	45 to <50	50 to <55	55 to <60	60 to <65	65 to <70	70 to <75	75 to <80	80 to <85	85 to <90	90 to <95	95 to <100	100 to >105	Total Counts	Avg Speed (MPH)	85pet Speed	10MPH Pace	% in pace	# of Speeders	% Speeders	
30/06/2023	00:00	0	0	0	0	1	0	0	0	0	0	0	0	0	0	0	0	0	0	0	0	1	32	35	25 to 35	100.0	1	100.0
30/06/2023	01:00	0	0	0	0	0	0	0	0	0	0	0	0	0	0	0	0	0	0	0	0	0	0	0	*	*	*	*
30/06/2023	02:00	0	1	0	0	0	0	0	0	0	0	0	0	0	0	0	0	0	0	0	1	17	20	10 to 20	100.0	*	*	
30/06/2023	03:00	0	0	0	0	0	0	0	0	0	0	0	0	0	0	0	0	0	0	0	0	0	0	0	*	*	*	*
30/06/2023	04:00	0	0	0	0	0	0	0	0	0	0	0	0	0	0	0	0	0	0	0	0	0	0	0	*	*	*	*
30/06/2023	05:00	0	0	0	0	0	0	0	0	0	0	0	0	0	0	0	0	0	0	0	0	0	0	0	*	*	*	*
30/06/2023	06:00	0	1	0	1	1	0	1	0	0	0	0	0	0	0	0	0	0	0	0	4	29.5	35	25 to 35	50.0	2	50.0	
30/06/2023	07:00	3	1	1	4	6	1	0	0	0	0	0	0	0	0	0	0	0	0	0	16	25.7	34.2	25 to 35	62.5	7	43.8	
30/06/2023	08:00	0	1	4	12	10	1	3	0	1	0	0	0	0	0	0	0	0	0	0	32	30.4	35	25 to 35	68.8	15	46.9	
30/06/2023	09:00	0	0	1	6	7	1	1	0	0	0	0	0	0	0	0	0	0	0	0	16	30.6	35	25 to 35	81.3	9	56.3	
30/06/2023	10:00	0	1	3	3	5	1	0	0	0	0	0	0	0	0	0	0	0	0	0	13	27.8	34	25 to 35	61.5	6	46.2	
30/06/2023	11:00	2	0	2	13	9	4	0	0	0	0	0	0	0	0	0	0	0	0	0	30	28.5	35	25 to 35	73.3	13	43.3	
30/06/2023	12:00	3	0	0	1	0	0	1	0	0	0	0	0	0	0	0	0	0	0	0	5	21.2	30	5 to 15	60.0	1	20.0	
30/06/2023	13:00	*	*	*	*	*	*	*	*	*	*	*	*	*	*	*	*	*	*	*	*	*	*	*	*	*	*	*
30/06/2023	14:00	*	*	*	*	*	*	*	*	*	*	*	*	*	*	*	*	*	*	*	*	*	*	*	*	*	*	*
30/06/2023	15:00	*	*	*	*	*	*	*	*	*	*	*	*	*	*	*	*	*	*	*	*	*	*	*	*	*	*	*
30/06/2023	16:00	*	*	*	*	*	*	*	*	*	*	*	*	*	*	*	*	*	*	*	*	*	*	*	*	*	*	*
30/06/2023	17:00	*	*	*	*	*	*	*	*	*	*	*	*	*	*	*	*	*	*	*	*	*	*	*	*	*	*	*
30/06/2023	18:00	*	*	*	*	*	*	*	*	*	*	*	*	*	*	*	*	*	*	*	*	*	*	*	*	*	*	*
30/06/2023	19:00	*	*	*	*	*	*	*	*	*	*	*	*	*	*	*	*	*	*	*	*	*	*	*	*	*	*	*
30/06/2023	20:00	*	*	*	*	*	*	*	*	*	*	*	*	*	*	*	*	*	*	*	*	*	*	*	*	*	*	*
30/06/2023	21:00	*	*	*	*	*	*	*	*	*	*	*	*	*	*	*	*	*	*	*	*	*	*	*	*	*	*	*
30/06/2023	22:00	*	*	*	*	*	*	*	*	*	*	*	*	*	*	*	*	*	*	*	*	*	*	*	*	*	*	*
30/06/2023	23:00	*	*	*	*	*	*	*	*	*	*	*	*	*	*	*	*	*	*	*	*	*	*	*	*	*	*	*
24 Hr Summary		8	5	11	40	39	8	6	0	1	0	0	0	0	0	0	0	0	0	0	118	28.5	34.6	25 to 35	66.9	54	45.8	

Incoming:Average Hourly Volume for Week of 29/05/2023
Average Counts By Hour (29/05/2023) — Average Counts By Hour (29/05/2023)



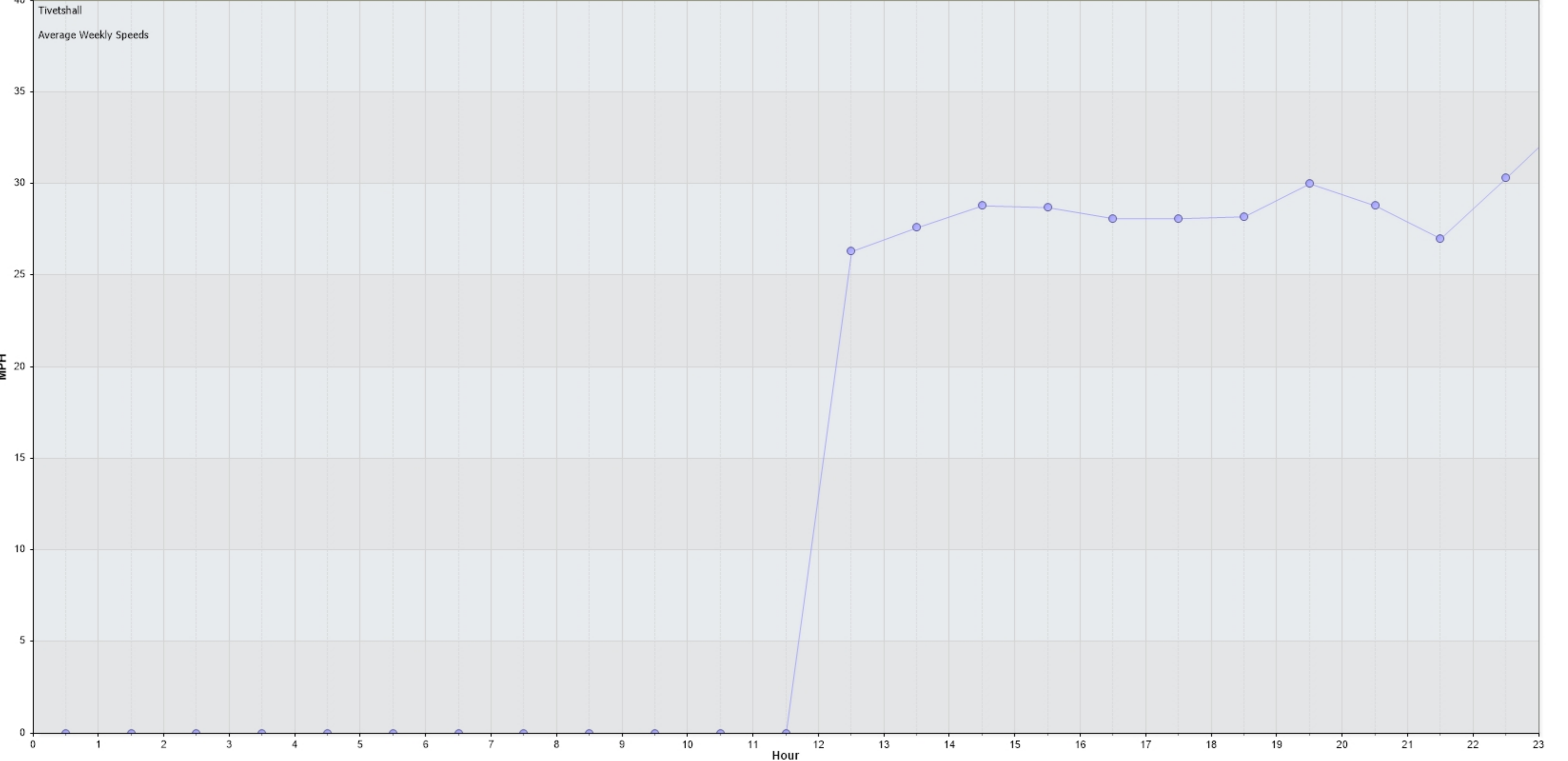
Tivetshall

Average Weekly Volumes

Vehicles/Hour

Hour

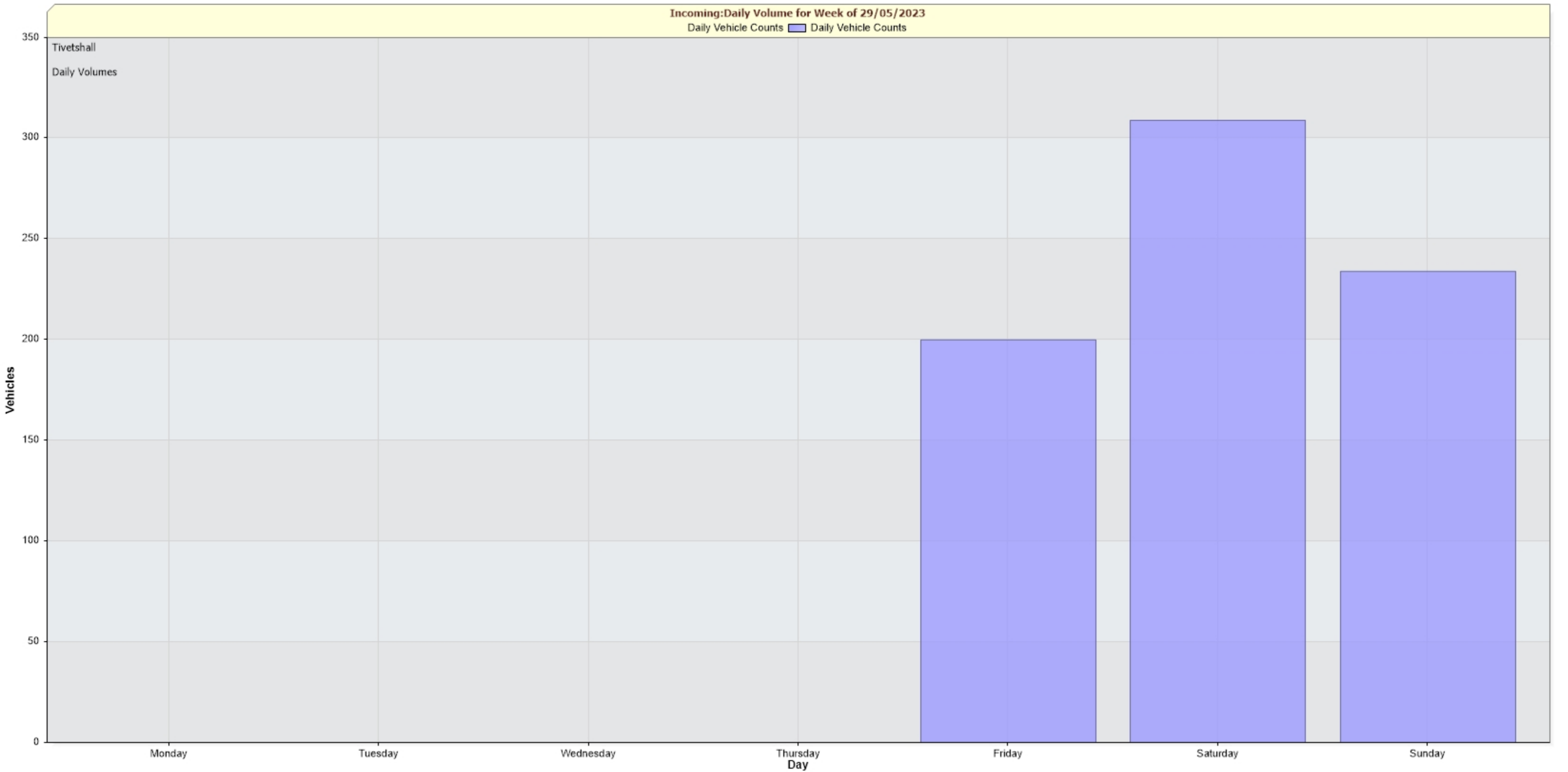
Incoming:Average Hourly WEEKDAY Speeds for Week of 29/05/2023
Average Hourly WEEKDAY Speeds By Hour (29/05/2023) — Average Hourly WEEKDAY Speeds By Hour (29/05/2023)



Tivetshall
Average Weekly Speeds

Incoming:Daily Volume for Week of 29/05/2023

Daily Vehicle Counts



350
300
250
200
150
100
50
0

Monday Tuesday Wednesday Thursday Day Friday Saturday Sunday

Tivetshall
Daily Volumes