

For Project: Tivetshall
 Project Notes:
 Location/Name: Incoming
 Report Generated: 01/08/2023 13:18:56
 Speed Intervals: 5 MPH
 Time Intervals: Instant
 Traffic Report From: 01/07/2023 00:00:00 through 29/07/2023 08:59:59
 85th Percentile Speed: 28.2 MPH
 85th Percentile Vehicles: 4108
 Max Speed: 50 MPH on 15/07/2023 12:30:00
 Total Vehicles: 4833
 AADT: 170

Volumes - weekly counts

Time	5 Day	7 Day
Average Daily	213	170
AM Peak 01:00	121	121
PM Peak 23:00	21	21

Speed

Speed Limit: 30
 85th Percentile Speed: 28.2
 50th Percentile Speed: 16.3
 10 MPH Pace Interval: 5.0 MPH to 15.0 MPH
 Average Speed: 17.41

	Monday	Tuesday	Wednesday	Thursday	Friday	Saturday	Sunday
Count over limit	67	60	62	65	64	25	28
% over limit	10.7	8.7	3.0	13.8	14.6	9.1	9.9
Avg Speeder	32.9	33.1	33.1	33.0	33.0	33.9	33.0
Avg Speed	15.4	14.3	5.3	20.9	20.5	21.2	18.8

Day/Time Ending	85th pctl (MPH)	85th pctl cnts	Total Cnts	Max Speed	Avg Speeder	% Speeders	Avg Speed
01/07/2023 01:00:00	0.0	0	0	0	0.0	0.0%	0.0
01/07/2023 02:00:00	0.0	0	0	0	0.0	0.0%	0.0
01/07/2023 03:00:00	0.0	0	0	0	0.0	0.0%	0.0
01/07/2023 04:00:00	0.0	0	0	0	0.0	0.0%	0.0
01/07/2023 05:00:00	0.0	0	0	0	0.0	0.0%	0.0
01/07/2023 06:00:00	0.0	0	0	0	0.0	0.0%	0.0
01/07/2023 07:00:00	0.0	0	0	0	0.0	0.0%	0.0
01/07/2023 08:00:00	0.0	0	0	0	0.0	0.0%	0.0
01/07/2023 09:00:00	30.0	1	1	30	0.0	0.0%	27.0
01/07/2023 10:00:00	32.5	10	12	40	34.2	25.0%	25.8
01/07/2023 11:00:00	30.0	7	8	35	32.5	12.5%	25.4
01/07/2023 12:00:00	27.5	11	13	30	0.0	0.0%	21.4
01/07/2023 13:00:00	30.0	1	1	30	0.0	0.0%	27.0
01/07/2023 14:00:00	27.5	3	4	30	0.0	0.0%	23.5
01/07/2023 15:00:00	30.0	3	3	30	0.0	0.0%	20.7
01/07/2023 16:00:00	30.0	3	3	30	0.0	0.0%	20.3
01/07/2023 17:00:00	28.3	4	5	30	0.0	0.0%	25.0
01/07/2023 18:00:00	28.8	6	7	30	0.0	0.0%	20.7
01/07/2023 19:00:00	30.0	3	3	30	0.0	0.0%	25.3
01/07/2023 20:00:00	30.0	3	3	30	0.0	0.0%	23.7
01/07/2023 21:00:00	30.0	3	3	30	0.0	0.0%	25.7
01/07/2023 22:00:00	30.0	2	2	30	0.0	0.0%	24.5
01/07/2023 23:00:00	25.0	1	1	25	0.0	0.0%	22.0
02/07/2023 00:00:00	30.0	1	1	30	0.0	0.0%	27.0
02/07/2023 01:00:00	0.0	0	0	0	0.0	0.0%	0.0
02/07/2023 02:00:00	0.0	0	0	0	0.0	0.0%	0.0
02/07/2023 03:00:00	0.0	0	0	0	0.0	0.0%	0.0
02/07/2023 04:00:00	0.0	0	0	0	0.0	0.0%	0.0
02/07/2023 05:00:00	0.0	0	0	0	0.0	0.0%	0.0
02/07/2023 06:00:00	0.0	0	0	0	0.0	0.0%	0.0
02/07/2023 07:00:00	0.0	0	0	0	0.0	0.0%	0.0
02/07/2023 08:00:00	0.0	0	0	0	0.0	0.0%	0.0
02/07/2023 09:00:00	30.0	1	1	30	0.0	0.0%	27.0
02/07/2023 10:00:00	27.5	5	6	30	0.0	0.0%	21.3
02/07/2023 11:00:00	26.0	24	28	30	0.0	0.0%	13.4
02/07/2023 12:00:00	32.5	4	5	35	32.5	40.0%	27.2
02/07/2023 13:00:00	30.0	3	3	30	0.0	0.0%	18.7
02/07/2023 14:00:00	30.0	3	3	30	0.0	0.0%	25.3
02/07/2023 15:00:00	30.0	6	7	35	32.5	14.3%	22.9
02/07/2023 16:00:00	28.8	4	5	30	0.0	0.0%	26.2
02/07/2023 17:00:00	30.0	3	3	30	0.0	0.0%	23.7
02/07/2023 18:00:00	30.0	3	4	35	32.5	25.0%	25.8
02/07/2023 19:00:00	32.5	3	4	35	32.5	50.0%	27.0
02/07/2023 20:00:00	30.0	8	9	35	32.5	11.1%	23.3
02/07/2023 21:00:00	30.0	3	3	30	0.0	0.0%	25.3
02/07/2023 22:00:00	25.0	1	1	25	0.0	0.0%	22.0

Incoming Summary
Tivetshall

from Sat-Jul-01-2023-12-00-AM to Sat-Jul-29-2023-08-59-AM

02/07/2023 23:00:00	0.0	0	0	0	0.0	0.0%	0.0
03/07/2023 00:00:00	40.0	2	2	40	35.0	100.0%	34.5
03/07/2023 01:00:00	0.0	0	0	0	0.0	0.0%	0.0
03/07/2023 02:00:00	0.0	0	0	0	0.0	0.0%	0.0
03/07/2023 03:00:00	0.0	0	0	0	0.0	0.0%	0.0
03/07/2023 04:00:00	0.0	0	0	0	0.0	0.0%	0.0
03/07/2023 05:00:00	0.0	0	0	0	0.0	0.0%	0.0
03/07/2023 06:00:00	0.0	0	0	0	0.0	0.0%	0.0
03/07/2023 07:00:00	30.0	2	2	30	0.0	0.0%	19.5
03/07/2023 08:00:00	30.0	2	2	30	0.0	0.0%	27.0
03/07/2023 09:00:00	24.2	11	13	35	32.5	7.7%	18.7
03/07/2023 10:00:00	30.0	5	6	35	32.5	16.7%	25.3
03/07/2023 11:00:00	32.5	7	8	35	32.5	25.0%	21.6
03/07/2023 12:00:00	23.8	7	8	25	0.0	0.0%	19.0
03/07/2023 13:00:00	25.0	8	9	30	0.0	0.0%	16.1
03/07/2023 14:00:00	28.8	9	11	35	32.5	9.1%	22.5
03/07/2023 15:00:00	32.5	4	5	35	32.5	40.0%	27.2
03/07/2023 16:00:00	31.7	11	13	35	32.5	23.1%	25.2
03/07/2023 17:00:00	29.4	19	22	35	32.5	9.1%	22.9
03/07/2023 18:00:00	32.5	6	7	35	32.5	28.6%	23.4
03/07/2023 19:00:00	32.5	8	10	40	34.2	30.0%	25.0
03/07/2023 20:00:00	13.2	40	47	30	0.0	0.0%	9.7
03/07/2023 21:00:00	20.0	1	1	20	0.0	0.0%	17.0
03/07/2023 22:00:00	35.0	3	3	35	32.5	33.3%	23.7
03/07/2023 23:00:00	30.0	1	1	30	0.0	0.0%	27.0
04/07/2023 00:00:00	0.0	0	0	0	0.0	0.0%	0.0
04/07/2023 01:00:00	0.0	0	0	0	0.0	0.0%	0.0
04/07/2023 02:00:00	0.0	0	0	0	0.0	0.0%	0.0
04/07/2023 03:00:00	0.0	0	0	0	0.0	0.0%	0.0
04/07/2023 04:00:00	0.0	0	0	0	0.0	0.0%	0.0
04/07/2023 05:00:00	0.0	0	0	0	0.0	0.0%	0.0
04/07/2023 06:00:00	0.0	0	0	0	0.0	0.0%	0.0
04/07/2023 07:00:00	30.0	2	2	30	0.0	0.0%	22.0
04/07/2023 08:00:00	30.0	4	5	35	32.5	20.0%	23.2
04/07/2023 09:00:00	35.0	6	7	45	37.5	28.6%	27.9
04/07/2023 10:00:00	28.3	5	6	30	0.0	0.0%	22.0
04/07/2023 11:00:00	28.6	9	11	30	0.0	0.0%	25.0
04/07/2023 12:00:00	35.0	4	5	40	33.8	80.0%	32.0
04/07/2023 13:00:00	25.0	3	4	30	0.0	0.0%	18.3
04/07/2023 14:00:00	28.3	4	5	30	0.0	0.0%	24.2
04/07/2023 15:00:00	30.0	7	8	35	32.5	12.5%	21.4
04/07/2023 16:00:00	30.0	9	11	35	32.5	18.2%	23.4
04/07/2023 17:00:00	29.3	14	17	40	35.0	11.8%	23.7
04/07/2023 18:00:00	30.0	6	7	35	32.5	14.3%	26.3
04/07/2023 19:00:00	31.2	15	18	35	32.5	22.2%	22.7
04/07/2023 20:00:00	0.0	0	0	0	0.0	0.0%	0.0
04/07/2023 21:00:00	15.0	1	1	15	0.0	0.0%	12.0

04/07/2023 22:00:00	30.0	1	1	30	0.0	0.0%	27.0
04/07/2023 23:00:00	9.2	107	126	10	0.0	0.0%	7.5
05/07/2023 00:00:00	9.4	72	85	15	0.0	0.0%	7.6
05/07/2023 01:00:00	9.7	108	127	15	0.0	0.0%	7.9
05/07/2023 02:00:00	13.0	411	484	20	0.0	0.0%	9.3
05/07/2023 03:00:00	12.5	394	464	15	0.0	0.0%	9.0
05/07/2023 04:00:00	11.4	241	283	15	0.0	0.0%	8.5
05/07/2023 05:00:00	9.6	66	78	30	0.0	0.0%	8.1
05/07/2023 06:00:00	0.0	0	0	0	0.0	0.0%	0.0
05/07/2023 07:00:00	0.0	0	0	0	0.0	0.0%	0.0
05/07/2023 08:00:00	30.0	4	5	35	32.5	20.0%	26.0
05/07/2023 09:00:00	28.3	8	10	35	32.5	10.0%	22.1
05/07/2023 10:00:00	28.3	16	19	30	0.0	0.0%	24.2
05/07/2023 11:00:00	32.5	7	8	35	32.5	25.0%	20.8
05/07/2023 12:00:00	25.0	10	12	35	32.5	8.3%	18.0
05/07/2023 13:00:00	30.0	6	7	35	32.5	14.3%	25.7
05/07/2023 14:00:00	27.5	8	10	40	37.5	10.0%	18.2
05/07/2023 15:00:00	30.0	8	9	35	32.5	11.1%	22.1
05/07/2023 16:00:00	32.5	8	9	35	32.5	22.2%	26.4
05/07/2023 17:00:00	30.0	8	9	35	32.5	11.1%	23.8
05/07/2023 18:00:00	31.7	9	11	35	32.5	27.3%	26.6
05/07/2023 19:00:00	29.2	9	11	35	32.5	9.1%	25.7
05/07/2023 20:00:00	28.8	7	8	30	0.0	0.0%	23.6
05/07/2023 21:00:00	25.0	2	2	25	0.0	0.0%	22.5
05/07/2023 22:00:00	0.0	0	0	0	0.0	0.0%	0.0
05/07/2023 23:00:00	45.0	2	2	45	42.5	50.0%	34.5
06/07/2023 00:00:00	0.0	0	0	0	0.0	0.0%	0.0
06/07/2023 01:00:00	0.0	0	0	0	0.0	0.0%	0.0
06/07/2023 02:00:00	0.0	0	0	0	0.0	0.0%	0.0
06/07/2023 03:00:00	0.0	0	0	0	0.0	0.0%	0.0
06/07/2023 04:00:00	0.0	0	0	0	0.0	0.0%	0.0
06/07/2023 05:00:00	0.0	0	0	0	0.0	0.0%	0.0
06/07/2023 06:00:00	0.0	0	0	0	0.0	0.0%	0.0
06/07/2023 07:00:00	30.0	1	1	30	0.0	0.0%	27.0
06/07/2023 08:00:00	35.0	3	3	35	32.5	33.3%	27.0
06/07/2023 09:00:00	28.3	8	10	35	32.5	10.0%	21.7
06/07/2023 10:00:00	34.0	6	7	35	32.5	71.4%	29.3
06/07/2023 11:00:00	30.0	8	9	35	32.5	11.1%	21.6
06/07/2023 12:00:00	32.5	7	8	35	32.5	25.0%	27.8
06/07/2023 13:00:00	30.0	8	9	35	32.5	11.1%	23.9
06/07/2023 14:00:00	27.5	4	5	30	0.0	0.0%	18.0
06/07/2023 15:00:00	28.3	6	7	30	0.0	0.0%	22.0
06/07/2023 16:00:00	30.0	7	8	35	32.5	12.5%	24.5
06/07/2023 17:00:00	30.0	8	10	35	32.5	20.0%	24.0
06/07/2023 18:00:00	30.0	5	6	35	32.5	16.7%	22.0
06/07/2023 19:00:00	29.5	14	17	35	32.5	11.8%	24.1
06/07/2023 20:00:00	30.0	6	7	40	37.5	14.3%	27.1

Incoming Summary
Tivetshall

from Sat-Jul-01-2023-12-00-AM to Sat-Jul-29-2023-08-59-AM

06/07/2023 21:00:00	35.0	1	1	35	32.5	100.0%	32.0
06/07/2023 22:00:00	27.5	4	5	30	0.0	0.0%	22.0
06/07/2023 23:00:00	30.0	2	2	30	0.0	0.0%	24.5
07/07/2023 00:00:00	25.0	2	2	25	0.0	0.0%	22.0
07/07/2023 01:00:00	20.0	1	1	20	0.0	0.0%	17.0
07/07/2023 02:00:00	0.0	0	0	0	0.0	0.0%	0.0
07/07/2023 03:00:00	0.0	0	0	0	0.0	0.0%	0.0
07/07/2023 04:00:00	0.0	0	0	0	0.0	0.0%	0.0
07/07/2023 05:00:00	0.0	0	0	0	0.0	0.0%	0.0
07/07/2023 06:00:00	0.0	0	0	0	0.0	0.0%	0.0
07/07/2023 07:00:00	30.0	1	1	30	0.0	0.0%	27.0
07/07/2023 08:00:00	35.0	2	2	35	32.5	50.0%	29.5
07/07/2023 09:00:00	35.0	6	7	40	35.0	28.6%	27.9
07/07/2023 10:00:00	30.0	6	7	40	37.5	14.3%	25.6
07/07/2023 11:00:00	30.0	3	4	35	32.5	25.0%	25.8
07/07/2023 12:00:00	23.8	4	5	25	0.0	0.0%	21.0
07/07/2023 13:00:00	30.0	8	9	35	32.5	11.1%	23.2
07/07/2023 14:00:00	27.5	3	4	30	0.0	0.0%	20.8
07/07/2023 15:00:00	27.5	4	5	30	0.0	0.0%	24.0
07/07/2023 16:00:00	30.0	9	11	35	32.5	18.2%	24.7
07/07/2023 17:00:00	32.5	11	13	35	32.5	30.8%	24.8
07/07/2023 18:00:00	29.2	13	15	35	32.5	6.7%	23.2
07/07/2023 19:00:00	31.7	11	13	35	32.5	23.1%	26.0
07/07/2023 20:00:00	28.8	5	6	30	0.0	0.0%	23.7
07/07/2023 21:00:00	27.5	6	7	30	0.0	0.0%	20.0
07/07/2023 22:00:00	30.0	1	1	30	0.0	0.0%	27.0
07/07/2023 23:00:00	0.0	0	0	0	0.0	0.0%	0.0
08/07/2023 00:00:00	0.0	0	0	0	0.0	0.0%	0.0
08/07/2023 01:00:00	0.0	0	0	0	0.0	0.0%	0.0
08/07/2023 02:00:00	0.0	0	0	0	0.0	0.0%	0.0
08/07/2023 03:00:00	0.0	0	0	0	0.0	0.0%	0.0
08/07/2023 04:00:00	0.0	0	0	0	0.0	0.0%	0.0
08/07/2023 05:00:00	30.0	1	1	30	0.0	0.0%	27.0
08/07/2023 06:00:00	0.0	0	0	0	0.0	0.0%	0.0
08/07/2023 07:00:00	0.0	0	0	0	0.0	0.0%	0.0
08/07/2023 08:00:00	0.0	0	0	0	0.0	0.0%	0.0
08/07/2023 09:00:00	27.5	3	4	30	0.0	0.0%	24.5
08/07/2023 10:00:00	30.0	8	9	35	32.5	11.1%	20.4
08/07/2023 11:00:00	26.7	12	14	30	0.0	0.0%	18.6
08/07/2023 12:00:00	25.0	3	4	30	0.0	0.0%	22.0
08/07/2023 13:00:00	30.0	3	4	35	32.5	25.0%	27.0
08/07/2023 14:00:00	30.0	3	3	30	0.0	0.0%	27.0
08/07/2023 15:00:00	30.0	3	4	35	32.5	25.0%	25.8
08/07/2023 16:00:00	30.0	3	4	35	32.5	25.0%	24.5
08/07/2023 17:00:00	28.3	3	4	30	0.0	0.0%	25.8
08/07/2023 18:00:00	25.0	5	6	30	0.0	0.0%	21.2
08/07/2023 19:00:00	28.3	7	8	30	0.0	0.0%	22.8

Incoming Summary
Tivetshall

from Sat-Jul-01-2023-12-00-AM to Sat-Jul-29-2023-08-59-AM

08/07/2023 20:00:00	30.0	3	3	30	0.0	0.0%	23.7
08/07/2023 21:00:00	27.5	3	4	30	0.0	0.0%	24.5
08/07/2023 22:00:00	30.0	1	1	30	0.0	0.0%	27.0
08/07/2023 23:00:00	35.0	2	2	35	32.5	50.0%	27.0
09/07/2023 00:00:00	30.0	1	1	30	0.0	0.0%	27.0
09/07/2023 01:00:00	0.0	0	0	0	0.0	0.0%	0.0
09/07/2023 02:00:00	0.0	0	0	0	0.0	0.0%	0.0
09/07/2023 03:00:00	0.0	0	0	0	0.0	0.0%	0.0
09/07/2023 04:00:00	0.0	0	0	0	0.0	0.0%	0.0
09/07/2023 05:00:00	0.0	0	0	0	0.0	0.0%	0.0
09/07/2023 06:00:00	0.0	0	0	0	0.0	0.0%	0.0
09/07/2023 07:00:00	0.0	0	0	0	0.0	0.0%	0.0
09/07/2023 08:00:00	45.0	1	1	45	42.5	100.0%	42.0
09/07/2023 09:00:00	30.0	1	1	30	0.0	0.0%	27.0
09/07/2023 10:00:00	25.0	3	3	25	0.0	0.0%	17.0
09/07/2023 11:00:00	25.0	3	4	30	0.0	0.0%	18.5
09/07/2023 12:00:00	28.8	5	6	30	0.0	0.0%	25.7
09/07/2023 13:00:00	30.0	5	6	35	32.5	16.7%	24.5
09/07/2023 14:00:00	25.0	1	1	25	0.0	0.0%	22.0
09/07/2023 15:00:00	28.8	10	12	35	32.5	8.3%	22.3
09/07/2023 16:00:00	32.5	3	4	35	32.5	50.0%	27.0
09/07/2023 17:00:00	30.0	3	4	35	32.5	25.0%	25.8
09/07/2023 18:00:00	30.0	1	1	30	0.0	0.0%	27.0
09/07/2023 19:00:00	15.0	4	5	20	0.0	0.0%	12.2
09/07/2023 20:00:00	30.0	4	5	35	32.5	20.0%	23.0
09/07/2023 21:00:00	30.0	3	3	30	0.0	0.0%	23.7
09/07/2023 22:00:00	30.0	2	2	30	0.0	0.0%	27.0
09/07/2023 23:00:00	0.0	0	0	0	0.0	0.0%	0.0
10/07/2023 00:00:00	0.0	0	0	0	0.0	0.0%	0.0
10/07/2023 01:00:00	0.0	0	0	0	0.0	0.0%	0.0
10/07/2023 02:00:00	0.0	0	0	0	0.0	0.0%	0.0
10/07/2023 03:00:00	0.0	0	0	0	0.0	0.0%	0.0
10/07/2023 04:00:00	0.0	0	0	0	0.0	0.0%	0.0
10/07/2023 05:00:00	0.0	0	0	0	0.0	0.0%	0.0
10/07/2023 06:00:00	0.0	0	0	0	0.0	0.0%	0.0
10/07/2023 07:00:00	30.0	2	2	30	0.0	0.0%	19.5
10/07/2023 08:00:00	25.0	3	4	30	0.0	0.0%	19.5
10/07/2023 09:00:00	30.0	7	8	35	32.5	12.5%	22.0
10/07/2023 10:00:00	30.0	7	8	35	32.5	12.5%	25.8
10/07/2023 11:00:00	27.5	4	5	30	0.0	0.0%	20.0
10/07/2023 12:00:00	33.3	8	9	35	32.5	33.3%	23.9
10/07/2023 13:00:00	27.5	7	8	30	0.0	0.0%	20.8
10/07/2023 14:00:00	30.0	4	5	35	32.5	20.0%	20.0
10/07/2023 15:00:00	25.0	3	4	30	0.0	0.0%	20.8
10/07/2023 16:00:00	30.0	8	10	35	32.5	20.0%	26.1
10/07/2023 17:00:00	31.2	20	23	35	32.5	17.4%	25.3
10/07/2023 18:00:00	32.5	8	9	35	32.5	22.2%	25.6

Incoming Summary
Tivetshall

from Sat-Jul-01-2023-12-00-AM to Sat-Jul-29-2023-08-59-AM

10/07/2023 19:00:00	27.5	8	9	30	0.0	0.0%	22.7
10/07/2023 20:00:00	20.0	1	1	20	0.0	0.0%	17.0
10/07/2023 21:00:00	0.0	0	0	0	0.0	0.0%	0.0
10/07/2023 22:00:00	27.5	3	4	30	0.0	0.0%	24.5
10/07/2023 23:00:00	30.0	2	2	30	0.0	0.0%	27.0
11/07/2023 00:00:00	0.0	0	0	0	0.0	0.0%	0.0
11/07/2023 01:00:00	0.0	0	0	0	0.0	0.0%	0.0
11/07/2023 02:00:00	0.0	0	0	0	0.0	0.0%	0.0
11/07/2023 03:00:00	0.0	0	0	0	0.0	0.0%	0.0
11/07/2023 04:00:00	0.0	0	0	0	0.0	0.0%	0.0
11/07/2023 05:00:00	0.0	0	0	0	0.0	0.0%	0.0
11/07/2023 06:00:00	0.0	0	0	0	0.0	0.0%	0.0
11/07/2023 07:00:00	30.0	1	1	30	0.0	0.0%	27.0
11/07/2023 08:00:00	28.3	5	6	30	0.0	0.0%	24.5
11/07/2023 09:00:00	30.0	5	6	35	32.5	16.7%	24.5
11/07/2023 10:00:00	30.0	4	5	35	32.5	20.0%	24.0
11/07/2023 11:00:00	27.5	8	10	30	0.0	0.0%	21.6
11/07/2023 12:00:00	28.3	7	8	30	0.0	0.0%	18.4
11/07/2023 13:00:00	30.0	2	2	30	0.0	0.0%	27.0
11/07/2023 14:00:00	32.5	6	7	35	32.5	28.6%	24.1
11/07/2023 15:00:00	28.0	8	10	30	0.0	0.0%	21.7
11/07/2023 16:00:00	30.0	14	16	35	32.5	12.5%	21.5
11/07/2023 17:00:00	29.3	17	20	35	32.5	10.0%	23.0
11/07/2023 18:00:00	32.5	13	15	40	34.2	20.0%	24.5
11/07/2023 19:00:00	30.0	9	11	35	32.5	18.2%	24.9
11/07/2023 20:00:00	30.0	3	3	30	0.0	0.0%	25.3
11/07/2023 21:00:00	35.0	1	1	35	32.5	100.0%	32.0
11/07/2023 22:00:00	30.0	3	3	30	0.0	0.0%	25.3
11/07/2023 23:00:00	25.0	1	1	25	0.0	0.0%	22.0
12/07/2023 00:00:00	0.0	0	0	0	0.0	0.0%	0.0
12/07/2023 01:00:00	0.0	0	0	0	0.0	0.0%	0.0
12/07/2023 02:00:00	0.0	0	0	0	0.0	0.0%	0.0
12/07/2023 03:00:00	0.0	0	0	0	0.0	0.0%	0.0
12/07/2023 04:00:00	0.0	0	0	0	0.0	0.0%	0.0
12/07/2023 05:00:00	0.0	0	0	0	0.0	0.0%	0.0
12/07/2023 06:00:00	0.0	0	0	0	0.0	0.0%	0.0
12/07/2023 07:00:00	30.0	1	1	30	0.0	0.0%	27.0
12/07/2023 08:00:00	28.3	4	5	30	0.0	0.0%	25.0
12/07/2023 09:00:00	28.8	10	12	40	37.5	8.3%	22.0
12/07/2023 10:00:00	30.0	7	8	35	32.5	12.5%	19.5
12/07/2023 11:00:00	30.0	4	5	35	32.5	20.0%	26.0
12/07/2023 12:00:00	30.0	12	14	35	32.5	14.3%	20.7
12/07/2023 13:00:00	30.0	6	7	35	32.5	14.3%	19.9
12/07/2023 14:00:00	30.0	3	3	30	0.0	0.0%	20.3
12/07/2023 15:00:00	30.0	5	6	40	37.5	16.7%	26.2
12/07/2023 16:00:00	28.8	8	10	35	32.5	10.0%	25.2
12/07/2023 17:00:00	29.2	8	9	30	0.0	0.0%	25.1

Incoming Summary
Tivetshall

from Sat-Jul-01-2023-12-00-AM to Sat-Jul-29-2023-08-59-AM

12/07/2023 18:00:00	24.0	42	49	40	34.2	6.1%	13.5
12/07/2023 19:00:00	28.1	21	25	35	32.5	4.0%	18.8
12/07/2023 20:00:00	32.5	3	4	35	32.5	50.0%	28.3
12/07/2023 21:00:00	33.3	3	4	35	32.5	75.0%	25.8
12/07/2023 22:00:00	30.0	2	2	30	0.0	0.0%	24.5
12/07/2023 23:00:00	0.0	0	0	0	0.0	0.0%	0.0
13/07/2023 00:00:00	0.0	0	0	0	0.0	0.0%	0.0
13/07/2023 01:00:00	0.0	0	0	0	0.0	0.0%	0.0
13/07/2023 02:00:00	0.0	0	0	0	0.0	0.0%	0.0
13/07/2023 03:00:00	0.0	0	0	0	0.0	0.0%	0.0
13/07/2023 04:00:00	0.0	0	0	0	0.0	0.0%	0.0
13/07/2023 05:00:00	0.0	0	0	0	0.0	0.0%	0.0
13/07/2023 06:00:00	0.0	0	0	0	0.0	0.0%	0.0
13/07/2023 07:00:00	20.0	2	2	20	0.0	0.0%	12.0
13/07/2023 08:00:00	25.0	2	2	25	0.0	0.0%	22.0
13/07/2023 09:00:00	27.5	6	7	30	0.0	0.0%	21.4
13/07/2023 10:00:00	31.7	8	10	35	32.5	30.0%	24.6
13/07/2023 11:00:00	30.0	7	8	35	32.5	12.5%	22.1
13/07/2023 12:00:00	32.5	11	13	40	34.2	23.1%	25.2
13/07/2023 13:00:00	27.5	5	6	30	0.0	0.0%	22.0
13/07/2023 14:00:00	28.8	12	14	35	32.5	7.1%	21.4
13/07/2023 15:00:00	27.5	7	8	30	0.0	0.0%	18.9
13/07/2023 16:00:00	28.3	3	4	30	0.0	0.0%	26.0
13/07/2023 17:00:00	31.7	10	12	35	32.5	25.0%	24.7
13/07/2023 18:00:00	30.0	11	13	35	32.5	15.4%	24.5
13/07/2023 19:00:00	30.0	9	11	35	32.5	18.2%	25.9
13/07/2023 20:00:00	25.0	8	9	30	0.0	0.0%	18.2
13/07/2023 21:00:00	35.0	3	3	35	32.5	33.3%	27.0
13/07/2023 22:00:00	25.0	2	2	25	0.0	0.0%	17.0
13/07/2023 23:00:00	35.0	2	2	35	32.5	50.0%	29.5
14/07/2023 00:00:00	0.0	0	0	0	0.0	0.0%	0.0
14/07/2023 01:00:00	30.0	1	1	30	0.0	0.0%	27.0
14/07/2023 02:00:00	0.0	0	0	0	0.0	0.0%	0.0
14/07/2023 03:00:00	0.0	0	0	0	0.0	0.0%	0.0
14/07/2023 04:00:00	40.0	1	1	40	37.5	100.0%	37.0
14/07/2023 05:00:00	0.0	0	0	0	0.0	0.0%	0.0
14/07/2023 06:00:00	0.0	0	0	0	0.0	0.0%	0.0
14/07/2023 07:00:00	30.0	2	2	30	0.0	0.0%	19.5
14/07/2023 08:00:00	40.0	3	3	40	35.0	66.7%	30.3
14/07/2023 09:00:00	31.7	14	16	35	32.5	18.8%	25.8
14/07/2023 10:00:00	30.0	6	7	35	32.5	14.3%	24.1
14/07/2023 11:00:00	32.5	5	6	35	32.5	33.3%	27.8
14/07/2023 12:00:00	29.0	11	13	35	32.5	7.7%	22.9
14/07/2023 13:00:00	30.0	4	5	35	32.5	20.0%	26.0
14/07/2023 14:00:00	28.3	5	6	30	0.0	0.0%	23.8
14/07/2023 15:00:00	31.7	8	10	35	32.5	30.0%	26.6
14/07/2023 16:00:00	27.5	10	12	35	32.5	8.3%	23.0

14/07/2023 17:00:00	30.0	14	16	35	32.5	12.5%	25.3
14/07/2023 18:00:00	33.3	8	9	35	32.5	33.3%	26.0
14/07/2023 19:00:00	29.2	9	11	35	32.5	9.1%	25.5
14/07/2023 20:00:00	0.0	0	0	0	0.0	0.0%	0.0
14/07/2023 21:00:00	35.0	3	3	35	32.5	33.3%	28.7
14/07/2023 22:00:00	25.0	1	1	25	0.0	0.0%	22.0
14/07/2023 23:00:00	25.0	1	1	25	0.0	0.0%	22.0
15/07/2023 00:00:00	0.0	0	0	0	0.0	0.0%	0.0
15/07/2023 01:00:00	0.0	0	0	0	0.0	0.0%	0.0
15/07/2023 02:00:00	0.0	0	0	0	0.0	0.0%	0.0
15/07/2023 03:00:00	0.0	0	0	0	0.0	0.0%	0.0
15/07/2023 04:00:00	0.0	0	0	0	0.0	0.0%	0.0
15/07/2023 05:00:00	0.0	0	0	0	0.0	0.0%	0.0
15/07/2023 06:00:00	30.0	1	1	30	0.0	0.0%	27.0
15/07/2023 07:00:00	30.0	1	1	30	0.0	0.0%	27.0
15/07/2023 08:00:00	0.0	0	0	0	0.0	0.0%	0.0
15/07/2023 09:00:00	30.0	3	3	30	0.0	0.0%	22.0
15/07/2023 10:00:00	27.5	4	5	30	0.0	0.0%	18.2
15/07/2023 11:00:00	30.0	3	3	30	0.0	0.0%	27.0
15/07/2023 12:00:00	27.5	11	13	35	32.5	7.7%	19.1
15/07/2023 13:00:00	35.0	8	9	50	40.0	22.2%	23.2
15/07/2023 14:00:00	35.0	2	2	35	32.5	50.0%	29.5
15/07/2023 15:00:00	30.0	9	11	40	35.0	18.2%	26.2
15/07/2023 16:00:00	20.0	3	4	25	0.0	0.0%	14.5
15/07/2023 17:00:00	25.0	5	6	30	0.0	0.0%	17.8
15/07/2023 18:00:00	25.0	4	5	30	0.0	0.0%	23.0
15/07/2023 19:00:00	32.5	4	5	35	32.5	40.0%	25.0
15/07/2023 20:00:00	45.0	2	2	45	42.5	50.0%	32.0
15/07/2023 21:00:00	30.0	1	1	30	0.0	0.0%	27.0
15/07/2023 22:00:00	0.0	0	0	0	0.0	0.0%	0.0
15/07/2023 23:00:00	0.0	0	0	0	0.0	0.0%	0.0
16/07/2023 00:00:00	0.0	0	0	0	0.0	0.0%	0.0
16/07/2023 01:00:00	0.0	0	0	0	0.0	0.0%	0.0
16/07/2023 02:00:00	0.0	0	0	0	0.0	0.0%	0.0
16/07/2023 03:00:00	0.0	0	0	0	0.0	0.0%	0.0
16/07/2023 04:00:00	0.0	0	0	0	0.0	0.0%	0.0
16/07/2023 05:00:00	0.0	0	0	0	0.0	0.0%	0.0
16/07/2023 06:00:00	0.0	0	0	0	0.0	0.0%	0.0
16/07/2023 07:00:00	0.0	0	0	0	0.0	0.0%	0.0
16/07/2023 08:00:00	0.0	0	0	0	0.0	0.0%	0.0
16/07/2023 09:00:00	35.0	1	1	35	32.5	100.0%	32.0
16/07/2023 10:00:00	25.0	4	5	30	0.0	0.0%	19.0
16/07/2023 11:00:00	30.0	3	3	30	0.0	0.0%	15.3
16/07/2023 12:00:00	25.0	1	1	25	0.0	0.0%	22.0
16/07/2023 13:00:00	25.0	5	6	30	0.0	0.0%	20.5
16/07/2023 14:00:00	30.0	3	4	35	32.5	25.0%	22.0
16/07/2023 15:00:00	30.0	6	7	35	32.5	14.3%	23.4

Incoming Summary
Tivetshall

from Sat-Jul-01-2023-12-00-AM to Sat-Jul-29-2023-08-59-AM

16/07/2023 16:00:00	25.0	2	2	25	0.0	0.0%	17.0
16/07/2023 17:00:00	30.0	7	8	35	32.5	12.5%	26.4
16/07/2023 18:00:00	30.0	5	6	35	32.5	16.7%	23.7
16/07/2023 19:00:00	30.0	1	1	30	0.0	0.0%	27.0
16/07/2023 20:00:00	30.0	3	3	30	0.0	0.0%	23.7
16/07/2023 21:00:00	30.0	1	1	30	0.0	0.0%	27.0
16/07/2023 22:00:00	0.0	0	0	0	0.0	0.0%	0.0
16/07/2023 23:00:00	0.0	0	0	0	0.0	0.0%	0.0
17/07/2023 00:00:00	0.0	0	0	0	0.0	0.0%	0.0
17/07/2023 01:00:00	0.0	0	0	0	0.0	0.0%	0.0
17/07/2023 02:00:00	0.0	0	0	0	0.0	0.0%	0.0
17/07/2023 03:00:00	0.0	0	0	0	0.0	0.0%	0.0
17/07/2023 04:00:00	0.0	0	0	0	0.0	0.0%	0.0
17/07/2023 05:00:00	0.0	0	0	0	0.0	0.0%	0.0
17/07/2023 06:00:00	30.0	1	1	30	0.0	0.0%	27.0
17/07/2023 07:00:00	35.0	1	1	35	32.5	100.0%	32.0
17/07/2023 08:00:00	30.0	3	3	30	0.0	0.0%	22.0
17/07/2023 09:00:00	24.0	8	10	30	0.0	0.0%	18.2
17/07/2023 10:00:00	28.8	13	15	35	32.5	6.7%	22.6
17/07/2023 11:00:00	30.0	5	6	35	32.5	16.7%	23.7
17/07/2023 12:00:00	25.0	5	6	35	32.5	16.7%	17.8
17/07/2023 13:00:00	33.3	6	7	35	32.5	42.9%	27.9
17/07/2023 14:00:00	30.0	6	7	35	32.5	14.3%	22.1
17/07/2023 15:00:00	32.5	7	8	35	32.5	25.0%	23.3
17/07/2023 16:00:00	25.0	34	40	40	35.0	5.0%	13.3
17/07/2023 17:00:00	14.6	71	84	40	37.5	1.2%	11.1
17/07/2023 18:00:00	30.0	6	7	35	32.5	14.3%	20.6
17/07/2023 19:00:00	29.0	14	17	35	32.5	5.9%	24.6
17/07/2023 20:00:00	30.0	6	7	40	37.5	14.3%	24.3
17/07/2023 21:00:00	35.0	3	3	35	32.5	33.3%	23.7
17/07/2023 22:00:00	30.0	1	1	30	0.0	0.0%	27.0
17/07/2023 23:00:00	0.0	0	0	0	0.0	0.0%	0.0
18/07/2023 00:00:00	40.0	1	1	40	37.5	100.0%	37.0
18/07/2023 01:00:00	0.0	0	0	0	0.0	0.0%	0.0
18/07/2023 02:00:00	0.0	0	0	0	0.0	0.0%	0.0
18/07/2023 03:00:00	0.0	0	0	0	0.0	0.0%	0.0
18/07/2023 04:00:00	0.0	0	0	0	0.0	0.0%	0.0
18/07/2023 05:00:00	10.0	1	1	10	0.0	0.0%	7.0
18/07/2023 06:00:00	0.0	0	0	0	0.0	0.0%	0.0
18/07/2023 07:00:00	30.0	3	3	30	0.0	0.0%	18.7
18/07/2023 08:00:00	27.5	3	4	30	0.0	0.0%	24.5
18/07/2023 09:00:00	35.0	4	5	40	34.2	60.0%	29.0
18/07/2023 10:00:00	30.0	3	4	35	32.5	25.0%	24.5
18/07/2023 11:00:00	25.0	3	3	25	0.0	0.0%	20.3
18/07/2023 12:00:00	32.5	10	12	35	32.5	33.3%	27.3
18/07/2023 13:00:00	25.0	4	5	30	0.0	0.0%	17.0
18/07/2023 14:00:00	30.0	2	2	30	0.0	0.0%	22.0

Incoming Summary
Tivetshall

from Sat-Jul-01-2023-12-00-AM to Sat-Jul-29-2023-08-59-AM

18/07/2023 15:00:00	29.2	8	9	30	0.0	0.0%	25.0
18/07/2023 16:00:00	29.2	8	9	30	0.0	0.0%	25.4
18/07/2023 17:00:00	30.0	16	19	35	32.5	15.8%	25.0
18/07/2023 18:00:00	30.0	6	7	35	32.5	14.3%	25.7
18/07/2023 19:00:00	29.3	13	15	35	32.5	6.7%	24.5
18/07/2023 20:00:00	25.0	9	11	30	0.0	0.0%	21.7
18/07/2023 21:00:00	30.0	1	1	30	0.0	0.0%	27.0
18/07/2023 22:00:00	0.0	0	0	0	0.0	0.0%	0.0
18/07/2023 23:00:00	25.0	1	1	25	0.0	0.0%	22.0
19/07/2023 00:00:00	0.0	0	0	0	0.0	0.0%	0.0
19/07/2023 01:00:00	0.0	0	0	0	0.0	0.0%	0.0
19/07/2023 02:00:00	0.0	0	0	0	0.0	0.0%	0.0
19/07/2023 03:00:00	0.0	0	0	0	0.0	0.0%	0.0
19/07/2023 04:00:00	0.0	0	0	0	0.0	0.0%	0.0
19/07/2023 05:00:00	0.0	0	0	0	0.0	0.0%	0.0
19/07/2023 06:00:00	0.0	0	0	0	0.0	0.0%	0.0
19/07/2023 07:00:00	30.0	1	1	30	0.0	0.0%	27.0
19/07/2023 08:00:00	30.0	3	3	30	0.0	0.0%	25.3
19/07/2023 09:00:00	32.5	14	16	40	34.2	18.8%	23.7
19/07/2023 10:00:00	30.0	8	10	35	32.5	20.0%	22.5
19/07/2023 11:00:00	25.0	11	13	35	32.5	7.7%	19.5
19/07/2023 12:00:00	30.0	13	15	35	32.5	13.3%	21.4
19/07/2023 13:00:00	30.0	8	10	35	32.5	20.0%	23.0
19/07/2023 14:00:00	30.0	2	2	30	0.0	0.0%	22.0
19/07/2023 15:00:00	30.0	6	7	35	32.5	14.3%	25.6
19/07/2023 16:00:00	13.3	95	112	30	0.0	0.0%	9.8
19/07/2023 17:00:00	28.3	7	8	30	0.0	0.0%	24.0
19/07/2023 18:00:00	31.7	12	14	35	32.5	21.4%	24.9
19/07/2023 19:00:00	30.0	3	3	30	0.0	0.0%	23.7
19/07/2023 20:00:00	28.8	7	8	30	0.0	0.0%	21.6
19/07/2023 21:00:00	30.0	1	1	30	0.0	0.0%	27.0
19/07/2023 22:00:00	35.0	2	2	35	32.5	50.0%	27.0
19/07/2023 23:00:00	35.0	1	1	35	32.5	100.0%	32.0
20/07/2023 00:00:00	0.0	0	0	0	0.0	0.0%	0.0
20/07/2023 01:00:00	0.0	0	0	0	0.0	0.0%	0.0
20/07/2023 02:00:00	0.0	0	0	0	0.0	0.0%	0.0
20/07/2023 03:00:00	0.0	0	0	0	0.0	0.0%	0.0
20/07/2023 04:00:00	0.0	0	0	0	0.0	0.0%	0.0
20/07/2023 05:00:00	0.0	0	0	0	0.0	0.0%	0.0
20/07/2023 06:00:00	30.0	1	1	30	0.0	0.0%	27.0
20/07/2023 07:00:00	35.0	2	2	35	32.5	50.0%	19.5
20/07/2023 08:00:00	35.0	3	3	35	32.5	33.3%	27.0
20/07/2023 09:00:00	29.4	13	15	35	32.5	6.7%	23.9
20/07/2023 10:00:00	30.0	6	7	35	32.5	14.3%	22.7
20/07/2023 11:00:00	25.0	7	8	35	32.5	12.5%	20.9
20/07/2023 12:00:00	27.5	5	6	30	0.0	0.0%	21.2
20/07/2023 13:00:00	30.0	8	9	35	32.5	11.1%	23.2

20/07/2023 14:00:00	32.5	9	11	35	32.5	36.4%	23.9
20/07/2023 15:00:00	28.3	3	4	30	0.0	0.0%	25.8
20/07/2023 16:00:00	30.0	14	16	35	32.5	12.5%	21.9
20/07/2023 17:00:00	29.0	12	14	50	47.5	7.1%	24.7
20/07/2023 18:00:00	28.3	10	12	35	32.5	8.3%	21.2
20/07/2023 19:00:00	27.5	7	8	30	0.0	0.0%	18.4
20/07/2023 20:00:00	30.0	6	7	35	32.5	14.3%	25.6
20/07/2023 21:00:00	27.5	3	4	30	0.0	0.0%	23.3
20/07/2023 22:00:00	30.0	1	1	30	0.0	0.0%	27.0
20/07/2023 23:00:00	0.0	0	0	0	0.0	0.0%	0.0
21/07/2023 00:00:00	0.0	0	0	0	0.0	0.0%	0.0
21/07/2023 01:00:00	0.0	0	0	0	0.0	0.0%	0.0
21/07/2023 02:00:00	0.0	0	0	0	0.0	0.0%	0.0
21/07/2023 03:00:00	0.0	0	0	0	0.0	0.0%	0.0
21/07/2023 04:00:00	0.0	0	0	0	0.0	0.0%	0.0
21/07/2023 05:00:00	0.0	0	0	0	0.0	0.0%	0.0
21/07/2023 06:00:00	0.0	0	0	0	0.0	0.0%	0.0
21/07/2023 07:00:00	35.0	2	2	35	32.5	100.0%	32.0
21/07/2023 08:00:00	35.0	3	3	35	32.5	33.3%	27.0
21/07/2023 09:00:00	35.0	3	3	35	32.5	33.3%	27.0
21/07/2023 10:00:00	30.0	8	9	35	32.5	11.1%	19.8
21/07/2023 11:00:00	28.3	6	7	30	0.0	0.0%	20.6
21/07/2023 12:00:00	32.5	3	4	35	32.5	50.0%	27.3
21/07/2023 13:00:00	29.0	11	13	40	37.5	7.7%	23.4
21/07/2023 14:00:00	40.0	2	2	40	37.5	50.0%	27.0
21/07/2023 15:00:00	30.0	3	4	35	32.5	25.0%	25.8
21/07/2023 16:00:00	28.8	8	9	30	0.0	0.0%	23.2
21/07/2023 17:00:00	32.5	16	19	35	32.5	31.6%	26.2
21/07/2023 18:00:00	28.8	8	10	35	32.5	10.0%	23.6
21/07/2023 19:00:00	27.5	7	8	30	0.0	0.0%	19.3
21/07/2023 20:00:00	9.8	26	30	30	0.0	0.0%	9.3
21/07/2023 21:00:00	0.0	0	0	0	0.0	0.0%	0.0
21/07/2023 22:00:00	15.0	1	1	15	0.0	0.0%	12.0
21/07/2023 23:00:00	0.0	0	0	0	0.0	0.0%	0.0
22/07/2023 00:00:00	0.0	0	0	0	0.0	0.0%	0.0
22/07/2023 01:00:00	0.0	0	0	0	0.0	0.0%	0.0
22/07/2023 02:00:00	0.0	0	0	0	0.0	0.0%	0.0
22/07/2023 03:00:00	0.0	0	0	0	0.0	0.0%	0.0
22/07/2023 04:00:00	0.0	0	0	0	0.0	0.0%	0.0
22/07/2023 05:00:00	0.0	0	0	0	0.0	0.0%	0.0
22/07/2023 06:00:00	0.0	0	0	0	0.0	0.0%	0.0
22/07/2023 07:00:00	0.0	0	0	0	0.0	0.0%	0.0
22/07/2023 08:00:00	0.0	0	0	0	0.0	0.0%	0.0
22/07/2023 09:00:00	0.0	0	0	0	0.0	0.0%	0.0
22/07/2023 10:00:00	30.0	6	7	35	32.5	14.3%	20.9
22/07/2023 11:00:00	28.3	7	8	30	0.0	0.0%	24.3
22/07/2023 12:00:00	25.0	3	4	30	0.0	0.0%	18.3

Incoming Summary
Tivetshall

from Sat-Jul-01-2023-12-00-AM to Sat-Jul-29-2023-08-59-AM

22/07/2023 13:00:00	35.0	3	3	35	32.5	33.3%	27.0
22/07/2023 14:00:00	30.0	6	7	35	32.5	14.3%	22.7
22/07/2023 15:00:00	30.0	4	5	35	32.5	20.0%	25.0
22/07/2023 16:00:00	30.0	3	4	35	32.5	25.0%	27.3
22/07/2023 17:00:00	35.0	3	3	35	32.5	33.3%	28.7
22/07/2023 18:00:00	28.3	7	8	30	0.0	0.0%	22.8
22/07/2023 19:00:00	30.0	2	2	30	0.0	0.0%	27.5
22/07/2023 20:00:00	27.5	3	4	30	0.0	0.0%	20.8
22/07/2023 21:00:00	0.0	0	0	0	0.0	0.0%	0.0
22/07/2023 22:00:00	30.0	1	1	30	0.0	0.0%	27.0
22/07/2023 23:00:00	0.0	0	0	0	0.0	0.0%	0.0
23/07/2023 00:00:00	0.0	0	0	0	0.0	0.0%	0.0
23/07/2023 01:00:00	25.0	1	1	25	0.0	0.0%	22.0
23/07/2023 02:00:00	0.0	0	0	0	0.0	0.0%	0.0
23/07/2023 03:00:00	0.0	0	0	0	0.0	0.0%	0.0
23/07/2023 04:00:00	0.0	0	0	0	0.0	0.0%	0.0
23/07/2023 05:00:00	0.0	0	0	0	0.0	0.0%	0.0
23/07/2023 06:00:00	0.0	0	0	0	0.0	0.0%	0.0
23/07/2023 07:00:00	0.0	0	0	0	0.0	0.0%	0.0
23/07/2023 08:00:00	0.0	0	0	0	0.0	0.0%	0.0
23/07/2023 09:00:00	25.0	3	3	25	0.0	0.0%	20.7
23/07/2023 10:00:00	22.5	8	9	25	0.0	0.0%	16.4
23/07/2023 11:00:00	25.0	12	14	30	0.0	0.0%	17.4
23/07/2023 12:00:00	27.5	11	13	35	32.5	7.7%	18.9
23/07/2023 13:00:00	25.0	11	13	35	32.5	7.7%	16.4
23/07/2023 14:00:00	30.0	3	3	30	0.0	0.0%	17.0
23/07/2023 15:00:00	28.3	7	8	30	0.0	0.0%	21.4
23/07/2023 16:00:00	24.0	9	11	30	0.0	0.0%	18.2
23/07/2023 17:00:00	35.0	3	3	35	32.5	33.3%	27.0
23/07/2023 18:00:00	30.0	2	2	30	0.0	0.0%	27.0
23/07/2023 19:00:00	32.5	4	5	35	32.5	40.0%	23.0
23/07/2023 20:00:00	20.0	4	5	35	32.5	20.0%	18.2
23/07/2023 21:00:00	30.0	1	1	30	0.0	0.0%	27.0
23/07/2023 22:00:00	35.0	2	2	35	32.5	50.0%	27.0
23/07/2023 23:00:00	0.0	0	0	0	0.0	0.0%	0.0
24/07/2023 00:00:00	0.0	0	0	0	0.0	0.0%	0.0
24/07/2023 01:00:00	0.0	0	0	0	0.0	0.0%	0.0
24/07/2023 02:00:00	0.0	0	0	0	0.0	0.0%	0.0
24/07/2023 03:00:00	0.0	0	0	0	0.0	0.0%	0.0
24/07/2023 04:00:00	0.0	0	0	0	0.0	0.0%	0.0
24/07/2023 05:00:00	0.0	0	0	0	0.0	0.0%	0.0
24/07/2023 06:00:00	10.0	1	1	10	0.0	0.0%	7.0
24/07/2023 07:00:00	0.0	0	0	0	0.0	0.0%	0.0
24/07/2023 08:00:00	28.8	3	4	30	0.0	0.0%	27.3
24/07/2023 09:00:00	33.3	4	5	35	32.5	60.0%	26.2
24/07/2023 10:00:00	25.0	3	4	30	0.0	0.0%	22.0
24/07/2023 11:00:00	35.0	1	1	35	32.5	100.0%	32.0

Incoming Summary
Tivetshall

from Sat-Jul-01-2023-12-00-AM to Sat-Jul-29-2023-08-59-AM

24/07/2023 12:00:00	30.0	4	5	35	32.5	20.0%	23.0
24/07/2023 13:00:00	21.7	31	37	30	0.0	0.0%	11.5
24/07/2023 14:00:00	35.0	6	7	40	35.0	28.6%	26.3
24/07/2023 15:00:00	30.0	3	3	30	0.0	0.0%	22.0
24/07/2023 16:00:00	28.0	12	14	30	0.0	0.0%	21.4
24/07/2023 17:00:00	33.8	8	9	35	32.5	44.4%	28.7
24/07/2023 18:00:00	31.7	9	11	35	32.5	27.3%	26.6
24/07/2023 19:00:00	30.0	8	9	35	32.5	11.1%	23.7
24/07/2023 20:00:00	25.0	5	6	30	0.0	0.0%	20.3
24/07/2023 21:00:00	35.0	1	1	35	32.5	100.0%	32.0
24/07/2023 22:00:00	35.0	3	3	35	32.5	33.3%	25.3
24/07/2023 23:00:00	25.0	1	1	25	0.0	0.0%	22.0
25/07/2023 00:00:00	0.0	0	0	0	0.0	0.0%	0.0
25/07/2023 01:00:00	0.0	0	0	0	0.0	0.0%	0.0
25/07/2023 02:00:00	0.0	0	0	0	0.0	0.0%	0.0
25/07/2023 03:00:00	0.0	0	0	0	0.0	0.0%	0.0
25/07/2023 04:00:00	0.0	0	0	0	0.0	0.0%	0.0
25/07/2023 05:00:00	0.0	0	0	0	0.0	0.0%	0.0
25/07/2023 06:00:00	0.0	0	0	0	0.0	0.0%	0.0
25/07/2023 07:00:00	0.0	0	0	0	0.0	0.0%	0.0
25/07/2023 08:00:00	30.0	4	5	35	32.5	20.0%	24.2
25/07/2023 09:00:00	28.3	3	4	30	0.0	0.0%	25.8
25/07/2023 10:00:00	28.8	7	8	30	0.0	0.0%	24.0
25/07/2023 11:00:00	26.7	11	13	30	0.0	0.0%	19.8
25/07/2023 12:00:00	25.0	4	5	30	0.0	0.0%	17.0
25/07/2023 13:00:00	35.0	7	8	40	34.2	37.5%	26.4
25/07/2023 14:00:00	32.5	3	4	35	32.5	50.0%	29.5
25/07/2023 15:00:00	30.0	8	9	35	32.5	11.1%	24.9
25/07/2023 16:00:00	29.0	8	10	35	32.5	10.0%	24.6
25/07/2023 17:00:00	31.7	9	11	35	32.5	27.3%	27.0
25/07/2023 18:00:00	28.8	9	11	35	32.5	9.1%	21.2
25/07/2023 19:00:00	31.7	10	12	35	32.5	25.0%	26.8
25/07/2023 20:00:00	25.0	3	4	30	0.0	0.0%	22.0
25/07/2023 21:00:00	29.0	8	10	35	32.5	10.0%	21.1
25/07/2023 22:00:00	9.8	19	22	25	0.0	0.0%	8.8
25/07/2023 23:00:00	0.0	0	0	0	0.0	0.0%	0.0
26/07/2023 00:00:00	0.0	0	0	0	0.0	0.0%	0.0
26/07/2023 01:00:00	0.0	0	0	0	0.0	0.0%	0.0
26/07/2023 02:00:00	0.0	0	0	0	0.0	0.0%	0.0
26/07/2023 03:00:00	0.0	0	0	0	0.0	0.0%	0.0
26/07/2023 04:00:00	0.0	0	0	0	0.0	0.0%	0.0
26/07/2023 05:00:00	0.0	0	0	0	0.0	0.0%	0.0
26/07/2023 06:00:00	0.0	0	0	0	0.0	0.0%	0.0
26/07/2023 07:00:00	0.0	0	0	0	0.0	0.0%	0.0
26/07/2023 08:00:00	30.0	2	2	30	0.0	0.0%	27.5
26/07/2023 09:00:00	33.3	6	7	35	32.5	42.9%	27.1
26/07/2023 10:00:00	30.0	6	7	35	32.5	14.3%	19.1

Incoming Summary
Tivetshall

from Sat-Jul-01-2023-12-00-AM to Sat-Jul-29-2023-08-59-AM

26/07/2023 11:00:00	25.0	4	5	30	0.0	0.0%	21.0
26/07/2023 12:00:00	22.5	5	6	25	0.0	0.0%	15.7
26/07/2023 13:00:00	27.5	10	12	30	0.0	0.0%	20.1
26/07/2023 14:00:00	30.0	3	3	30	0.0	0.0%	25.3
26/07/2023 15:00:00	32.5	7	8	35	32.5	25.0%	23.9
26/07/2023 16:00:00	25.0	6	7	35	32.5	14.3%	15.7
26/07/2023 17:00:00	30.0	9	11	35	32.5	18.2%	22.1
26/07/2023 18:00:00	30.0	3	4	35	32.5	25.0%	28.5
26/07/2023 19:00:00	25.0	8	10	35	32.5	10.0%	23.6
26/07/2023 20:00:00	30.0	5	6	35	32.5	16.7%	24.5
26/07/2023 21:00:00	30.0	3	4	35	32.5	25.0%	27.3
26/07/2023 22:00:00	30.0	1	1	30	0.0	0.0%	27.0
26/07/2023 23:00:00	0.0	0	0	0	0.0	0.0%	0.0
27/07/2023 00:00:00	0.0	0	0	0	0.0	0.0%	0.0
27/07/2023 01:00:00	0.0	0	0	0	0.0	0.0%	0.0
27/07/2023 02:00:00	0.0	0	0	0	0.0	0.0%	0.0
27/07/2023 03:00:00	0.0	0	0	0	0.0	0.0%	0.0
27/07/2023 04:00:00	0.0	0	0	0	0.0	0.0%	0.0
27/07/2023 05:00:00	0.0	0	0	0	0.0	0.0%	0.0
27/07/2023 06:00:00	0.0	0	0	0	0.0	0.0%	0.0
27/07/2023 07:00:00	30.0	1	1	30	0.0	0.0%	27.0
27/07/2023 08:00:00	30.0	1	1	30	0.0	0.0%	27.0
27/07/2023 09:00:00	30.0	2	2	30	0.0	0.0%	24.5
27/07/2023 10:00:00	32.5	6	7	35	32.5	28.6%	26.4
27/07/2023 11:00:00	35.0	3	3	35	32.5	33.3%	28.7
27/07/2023 12:00:00	33.3	8	9	35	32.5	33.3%	23.9
27/07/2023 13:00:00	25.0	4	5	35	32.5	20.0%	20.0
27/07/2023 14:00:00	27.5	4	5	30	0.0	0.0%	19.0
27/07/2023 15:00:00	25.0	3	4	30	0.0	0.0%	23.3
27/07/2023 16:00:00	29.0	8	9	30	0.0	0.0%	23.8
27/07/2023 17:00:00	35.0	7	8	40	35.0	25.0%	27.1
27/07/2023 18:00:00	29.0	14	16	35	32.5	6.3%	20.7
27/07/2023 19:00:00	31.7	13	15	35	32.5	20.0%	24.7
27/07/2023 20:00:00	30.0	7	8	35	32.5	12.5%	25.1
27/07/2023 21:00:00	30.0	3	3	30	0.0	0.0%	25.3
27/07/2023 22:00:00	30.0	2	2	30	0.0	0.0%	27.0
27/07/2023 23:00:00	25.0	2	2	25	0.0	0.0%	19.5
28/07/2023 00:00:00	0.0	0	0	0	0.0	0.0%	0.0
28/07/2023 01:00:00	0.0	0	0	0	0.0	0.0%	0.0
28/07/2023 02:00:00	0.0	0	0	0	0.0	0.0%	0.0
28/07/2023 03:00:00	0.0	0	0	0	0.0	0.0%	0.0
28/07/2023 04:00:00	0.0	0	0	0	0.0	0.0%	0.0
28/07/2023 05:00:00	0.0	0	0	0	0.0	0.0%	0.0
28/07/2023 06:00:00	0.0	0	0	0	0.0	0.0%	0.0
28/07/2023 07:00:00	0.0	0	0	0	0.0	0.0%	0.0
28/07/2023 08:00:00	35.0	3	3	35	32.5	33.3%	27.0
28/07/2023 09:00:00	30.0	7	8	40	37.5	12.5%	22.0

Incoming Summary
Tivetshall

from Sat-Jul-01-2023-12-00-AM to Sat-Jul-29-2023-08-59-AM

28/07/2023 10:00:00	25.0	3	4	30	0.0	0.0%	17.0
28/07/2023 11:00:00	28.8	4	5	30	0.0	0.0%	26.2
28/07/2023 12:00:00	27.5	3	4	30	0.0	0.0%	22.0
28/07/2023 13:00:00	30.0	6	7	35	32.5	14.3%	22.0
28/07/2023 14:00:00	29.3	7	8	30	0.0	0.0%	26.5
28/07/2023 15:00:00	28.3	6	7	30	0.0	0.0%	19.9
28/07/2023 16:00:00	28.3	4	5	30	0.0	0.0%	25.0
28/07/2023 17:00:00	35.0	3	3	35	32.5	66.7%	30.3
28/07/2023 18:00:00	30.0	6	7	35	32.5	14.3%	24.9
28/07/2023 19:00:00	32.5	6	7	35	32.5	28.6%	24.9
28/07/2023 20:00:00	35.0	3	3	35	32.5	33.3%	28.7
28/07/2023 21:00:00	24.2	5	6	25	0.0	0.0%	22.3
28/07/2023 22:00:00	30.0	2	2	30	0.0	0.0%	27.0
28/07/2023 23:00:00	0.0	0	0	0	0.0	0.0%	0.0
29/07/2023 00:00:00	25.0	1	1	25	0.0	0.0%	22.0
29/07/2023 01:00:00	0.0	0	0	0	0.0	0.0%	0.0
29/07/2023 02:00:00	0.0	0	0	0	0.0	0.0%	0.0
29/07/2023 03:00:00	0.0	0	0	0	0.0	0.0%	0.0
29/07/2023 04:00:00	0.0	0	0	0	0.0	0.0%	0.0
29/07/2023 05:00:00	0.0	0	0	0	0.0	0.0%	0.0
29/07/2023 06:00:00	0.0	0	0	0	0.0	0.0%	0.0
29/07/2023 07:00:00	0.0	0	0	0	0.0	0.0%	0.0
29/07/2023 08:00:00	35.0	1	1	35	32.5	100.0%	32.0
29/07/2023 09:00:00	30.0	1	1	30	0.0	0.0%	27.0

Day/Time Ending	85th pctl (MPH)	85th pctl cnts	Total Cnts	Max Speed	Avg Speeder	% Speeders	Avg Speed
02/07/2023 00:00:00	29.1	60	70	40	33.8	5.7%	23.6
03/07/2023 00:00:00	29.3	71	84	40	33.1	10.7%	20.8
04/07/2023 00:00:00	28.9	143	168	40	32.8	10.7%	18.8
05/07/2023 00:00:00	26.1	271	319	45	33.7	5.3%	13.1
06/07/2023 00:00:00	13.6	1333	1568	45	33.4	1.0%	10.1
07/07/2023 00:00:00	30.3	99	117	40	32.8	16.2%	24.0
08/07/2023 00:00:00	29.9	94	111	40	33.1	14.4%	24.2
09/07/2023 00:00:00	29.0	65	76	35	32.5	6.6%	22.8
10/07/2023 00:00:00	29.5	49	58	45	33.9	12.1%	22.8
11/07/2023 00:00:00	29.6	94	111	35	32.5	12.6%	23.5
12/07/2023 00:00:00	29.5	106	125	40	32.9	11.2%	23.2
13/07/2023 00:00:00	29.1	139	164	40	33.4	10.4%	19.7
14/07/2023 00:00:00	29.8	107	126	40	32.8	13.5%	23.0
15/07/2023 00:00:00	31.0	105	123	40	33.0	17.9%	25.2
16/07/2023 00:00:00	29.6	60	71	50	35.8	12.7%	22.4
17/07/2023 00:00:00	29.4	41	48	35	32.5	10.4%	22.5
18/07/2023 00:00:00	27.9	190	224	40	33.6	8.0%	16.8
19/07/2023 00:00:00	29.5	94	111	40	32.9	11.7%	24.2
20/07/2023 00:00:00	28.0	192	226	40	32.8	7.1%	16.5
21/07/2023 00:00:00	29.6	109	128	50	33.5	11.7%	22.9
22/07/2023 00:00:00	29.7	105	124	40	33.1	13.7%	20.2
23/07/2023 00:00:00	29.5	48	56	35	32.5	10.7%	23.6
24/07/2023 00:00:00	27.5	79	93	35	32.5	7.5%	19.1
25/07/2023 00:00:00	29.8	103	121	40	32.8	14.0%	20.5
26/07/2023 00:00:00	29.6	116	136	40	32.8	11.8%	21.3
27/07/2023 00:00:00	29.8	79	93	35	32.5	14.0%	22.3
28/07/2023 00:00:00	29.9	85	100	40	32.9	14.0%	23.8
29/07/2023 00:00:00	29.6	68	80	40	33.1	11.3%	23.9
29/07/2023 08:59:59	35.0	2	2	35	32.5	50.0%	29.5

Incoming Weekly Counts
Tivetshall

from Sat-Jul-01-2023-12-00-AM to Sat-Jul-29-2023-08-59-AM

	26/06/2023	to	02/07/2023							
	Monday	Tuesday	Wednesday	Thursday	Friday	Saturday	Sunday	Week	Weekend	Week Day 85%
Hour	26/06/2023	27/06/2023	28/06/2023	29/06/2023	30/06/2023	01/07/2023	02/07/2023	Day Avg	Avg	Avg Speed
0 - 1	*	*	*	*	*	0	0	0	0	0
1 - 2	*	*	*	*	*	0	0	0	0	0
2 - 3	*	*	*	*	*	0	0	0	0	0
3 - 4	*	*	*	*	*	0	0	0	0	0
4 - 5	*	*	*	*	*	0	0	0	0	0
5 - 6	*	*	*	*	*	0	0	0	0	0
6 - 7	*	*	*	*	*	0	0	0	0	0
7 - 8	*	*	*	*	*	0	0	0	0	0
8 - 9	*	*	*	*	*	1	1	0	1	0
9 - 10	*	*	*	*	*	12	6	0	9	0
10 - 11	*	*	*	*	*	8	28	0	18	0
11 - 12	*	*	*	*	*	13	5	0	9	0
12 - 13	*	*	*	*	*	1	3	0	2	0
13 - 14	*	*	*	*	*	4	3	0	3.5	0
14 - 15	*	*	*	*	*	3	7	0	5	0
15 - 16	*	*	*	*	*	3	5	0	4	0
16 - 17	*	*	*	*	*	5	3	0	4	0
17 - 18	*	*	*	*	*	7	4	0	5.5	0
18 - 19	*	*	*	*	*	3	4	0	3.5	0
19 - 20	*	*	*	*	*	3	9	0	6	0
20 - 21	*	*	*	*	*	3	3	0	3	0
21 - 22	*	*	*	*	*	2	1	0	1.5	0
22 - 23	*	*	*	*	*	1	0	0	0.5	0
23 - 24	*	*	*	*	*	1	2	0	1.5	0
Totals	0	0	0	0	0	70	84			
% of Total	0%	0%	0%	0%	0%	45.45%	54.55%			

Incoming Weekly Counts
Tivetshall

from Sat-Jul-01-2023-12-00-AM to Sat-Jul-29-2023-08-59-AM

	03/07/2023	to	09/07/2023							
	Monday	Tuesday	Wednesday	Thursday	Friday	Saturday	Sunday	Week	Weekend	Week Day 85%
Hour	03/07/2023	04/07/2023	05/07/2023	06/07/2023	07/07/2023	08/07/2023	09/07/2023	Day Avg	Avg	Avg Speed
0 - 1	0	0	127	0	1	0	0	25.6	0	14.85
1 - 2	0	0	484	0	0	0	0	96.8	0	13
2 - 3	0	0	464	0	0	0	0	92.8	0	12.5
3 - 4	0	0	283	0	0	0	0	56.6	0	11.4
4 - 5	0	0	78	0	0	1	0	15.6	0.5	9.6
5 - 6	0	0	0	0	0	0	0	0	0	0
6 - 7	2	2	0	1	1	0	0	1.2	0	30
7 - 8	2	5	5	3	2	0	1	3.4	0.5	32
8 - 9	13	7	10	10	7	4	1	9.4	2.5	30.16
9 - 10	6	6	19	7	7	9	3	9	6	30.12
10 - 11	8	11	8	9	4	14	4	8	9	30.72
11 - 12	8	5	12	8	5	4	6	7.6	5	28.02
12 - 13	9	4	7	9	9	4	6	7.6	5	28
13 - 14	11	5	10	5	4	3	1	7	2	27.92
14 - 15	5	8	9	7	5	4	12	6.8	8	29.66
15 - 16	13	11	9	8	11	4	4	10.4	4	30.84
16 - 17	22	17	9	10	13	4	4	14.2	4	30.24
17 - 18	7	7	11	6	15	6	1	9.2	3.5	30.68
18 - 19	10	18	11	17	13	8	5	13.8	6.5	30.82
19 - 20	47	0	8	7	6	3	5	13.6	4	25.2
20 - 21	1	1	2	1	7	4	3	2.4	3.5	24.5
21 - 22	3	1	0	5	1	1	2	2	1.5	30.62
22 - 23	1	126	2	2	0	2	0	26.2	1	28.55
23 - 24	0	85	0	2	0	1	0	17.4	0.5	17.2
Totals	168	319	1568	117	111	76	58			
% of Total	6.95%	13.2%	64.87%	4.84%	4.59%	3.14%	2.4%			

Incoming Weekly Counts
Tivetshall

from Sat-Jul-01-2023-12-00-AM to Sat-Jul-29-2023-08-59-AM

	10/07/2023	to	16/07/2023							
	Monday	Tuesday	Wednesday	Thursday	Friday	Saturday	Sunday	Week	Weekend	Week Day 85%
Hour	10/07/2023	11/07/2023	12/07/2023	13/07/2023	14/07/2023	15/07/2023	16/07/2023	Day Avg	Avg	Avg Speed
0 - 1	0	0	0	0	1	0	0	0.2	0	30
1 - 2	0	0	0	0	0	0	0	0	0	0
2 - 3	0	0	0	0	0	0	0	0	0	0
3 - 4	0	0	0	0	1	0	0	0.2	0	40
4 - 5	0	0	0	0	0	0	0	0	0	0
5 - 6	0	0	0	0	0	1	0	0	0.5	0
6 - 7	2	1	1	2	2	1	0	1.6	0.5	28
7 - 8	4	6	5	2	3	0	0	4	0	29.32
8 - 9	8	6	12	7	16	3	1	9.8	2	29.6
9 - 10	8	5	8	10	7	5	5	7.6	5	30.34
10 - 11	5	10	5	8	6	3	3	6.8	3	29.5
11 - 12	9	8	14	13	13	13	1	11.4	7	30.62
12 - 13	8	2	7	6	5	9	6	5.6	7.5	29
13 - 14	5	7	3	14	6	2	4	7	3	29.92
14 - 15	4	10	6	8	10	11	7	7.6	9	28.44
15 - 16	10	16	10	4	12	4	2	10.4	3	28.92
16 - 17	23	20	9	12	16	6	8	16	7	30.28
17 - 18	9	15	49	13	9	5	6	19	5.5	30.46
18 - 19	9	11	25	11	11	5	1	13.4	3	28.96
19 - 20	1	3	4	9	0	2	3	3.4	2.5	26.88
20 - 21	0	1	4	3	3	1	1	2.2	1	34.58
21 - 22	4	3	2	2	1	0	0	2.4	0	27.5
22 - 23	2	1	0	2	1	0	0	1.2	0	28.75
23 - 24	0	0	0	0	0	0	0	0	0	0
Totals	111	125	164	126	123	71	48			
% of Total	14.45%	16.28%	21.35%	16.41%	16.02%	9.24%	6.25%			

Incoming Weekly Counts
Tivetshall

from Sat-Jul-01-2023-12-00-AM to Sat-Jul-29-2023-08-59-AM

	17/07/2023	to	23/07/2023							
	Monday	Tuesday	Wednesday	Thursday	Friday	Saturday	Sunday	Week	Weekend	Week Day 85%
Hour	17/07/2023	18/07/2023	19/07/2023	20/07/2023	21/07/2023	22/07/2023	23/07/2023	Day Avg	Avg	Avg Speed
0 - 1	0	0	0	0	0	0	1	0	0.5	0
1 - 2	0	0	0	0	0	0	0	0	0	0
2 - 3	0	0	0	0	0	0	0	0	0	0
3 - 4	0	0	0	0	0	0	0	0	0	0
4 - 5	0	1	0	0	0	0	0	0.2	0	10
5 - 6	1	0	0	1	0	0	0	0.4	0	30
6 - 7	1	3	1	2	2	0	0	1.8	0	33
7 - 8	3	4	3	3	3	0	0	3.2	0	31.5
8 - 9	10	5	16	15	3	0	3	9.8	1.5	31.18
9 - 10	15	4	10	7	9	7	9	9	8	29.76
10 - 11	6	3	13	8	7	8	14	7.4	11	26.66
11 - 12	6	12	15	6	4	4	13	8.6	8.5	29.5
12 - 13	7	5	10	9	13	3	13	8.8	8	29.46
13 - 14	7	2	2	11	2	7	3	4.8	5	32.5
14 - 15	8	9	7	4	4	5	8	6.4	6.5	30
15 - 16	40	9	112	16	9	4	11	37.2	7.5	25.26
16 - 17	84	19	8	14	19	3	3	28.8	3	26.88
17 - 18	7	7	14	12	10	8	2	10	5	29.76
18 - 19	17	15	3	8	8	2	5	10.2	3.5	28.66
19 - 20	7	11	8	7	30	4	5	12.6	4.5	24.72
20 - 21	3	1	1	4	0	0	1	1.8	0.5	30.62
21 - 22	1	0	2	1	1	1	2	1	1.5	27.5
22 - 23	0	1	1	0	0	0	0	0.4	0	30
23 - 24	1	0	0	0	0	0	0	0.2	0	40
Totals	224	111	226	128	124	56	93			
% of Total	23.28%	11.54%	23.49%	13.31%	12.89%	5.82%	9.67%			

Incoming Weekly Counts
Tivetshall

from Sat-Jul-01-2023-12-00-AM to Sat-Jul-29-2023-08-59-AM

	24/07/2023	to	30/07/2023							
	Monday	Tuesday	Wednesday	Thursday	Friday	Saturday	Sunday	Week	Weekend	Week Day 85%
Hour	24/07/2023	25/07/2023	26/07/2023	27/07/2023	28/07/2023	29/07/2023	30/07/2023	Day Avg	Avg	Avg Speed
0 - 1	0	0	0	0	0	0	*	0	0	0
1 - 2	0	0	0	0	0	0	*	0	0	0
2 - 3	0	0	0	0	0	0	*	0	0	0
3 - 4	0	0	0	0	0	0	*	0	0	0
4 - 5	0	0	0	0	0	0	*	0	0	0
5 - 6	1	0	0	0	0	0	*	0.2	0	10
6 - 7	0	0	0	1	0	0	*	0.2	0	30
7 - 8	4	5	2	1	3	1	*	3	1	30.76
8 - 9	5	4	7	2	8	1	*	5.2	1	30.98
9 - 10	4	8	7	7	4	*	*	6	0	28.26
10 - 11	1	13	5	3	5	*	*	5.4	0	30.1
11 - 12	5	5	6	9	4	*	*	5.8	0	27.66
12 - 13	37	8	12	5	7	*	*	13.8	0	27.84
13 - 14	7	4	3	5	8	*	*	5.4	0	30.86
14 - 15	3	9	8	4	7	*	*	6.2	0	29.16
15 - 16	14	10	7	9	5	*	*	9	0	27.86
16 - 17	9	11	11	8	3	*	*	8.4	0	33.1
17 - 18	11	11	4	16	7	*	*	9.8	0	29.9
18 - 19	9	12	10	15	7	*	*	10.6	0	30.18
19 - 20	6	4	6	8	3	*	*	5.4	0	29
20 - 21	1	10	4	3	6	*	*	4.8	0	29.64
21 - 22	3	22	1	2	2	*	*	6	0	26.96
22 - 23	1	0	0	2	0	*	*	0.6	0	25
23 - 24	0	0	0	0	1	*	*	0.2	0	25
Totals	121	136	93	100	80	2	0			
% of Total	22.74%	25.56%	17.48%	18.8%	15.04%	0.38%	0%			

Incoming Monthly Counts
Tivetshall

from Sat-Jul-01-2023-12-00-AM to Sat-Jul-29-2023-08-59-AM

	Jul 2023									
	Monday	Tuesday	Wednesday	Thursday	Friday	Saturday	Sunday	Week	Weekend	Week Day 85%
Hour								Day Avg	Avg	Avg Speed
0 - 1	0	0	127	0	2	0	1	25.8	0.5	19.85
1 - 2	0	0	484	0	0	0	0	96.8	0	13
2 - 3	0	0	464	0	0	0	0	92.8	0	12.5
3 - 4	0	0	283	0	1	0	0	56.8	0	25.7
4 - 5	0	1	78	0	0	1	0	15.8	0.5	9.8
5 - 6	2	0	0	1	0	1	0	0.6	0.5	30
6 - 7	5	6	2	6	5	1	0	4.8	0.5	30.16
7 - 8	13	20	15	9	11	1	1	13.6	1	30.78
8 - 9	36	22	45	34	34	9	6	34.2	7.5	31.1
9 - 10	33	23	44	31	27	33	23	31.6	28	29.9
10 - 11	20	37	31	28	22	33	49	27.6	41	29.58
11 - 12	28	30	47	36	26	34	25	33.4	29.5	30.88
12 - 13	61	19	36	29	34	17	28	35.8	22.5	29.04
13 - 14	30	18	18	35	20	16	11	24.2	13.5	29.98
14 - 15	20	36	30	23	26	23	34	27	28.5	29.94
15 - 16	77	46	138	37	37	15	22	67	18.5	27.82
16 - 17	138	67	37	44	51	18	18	67.4	18	30.02
17 - 18	34	40	78	47	41	26	13	48	19.5	30.12
18 - 19	45	56	49	51	39	18	15	48	16.5	29.8
19 - 20	61	18	26	31	39	12	22	35	17	27.12
20 - 21	5	13	11	11	16	8	8	11.2	8	30.76
21 - 22	11	26	5	10	5	4	5	11.4	4.5	27.92
22 - 23	4	128	3	6	1	3	0	28.4	1.5	27.52
23 - 24	1	85	0	2	1	2	2	17.8	2	24.85
Totals	624	691	2051	471	438	275	283			
% of Total	12.91%	14.3%	42.44%	9.75%	9.06%	5.69%	5.86%			

Incoming Weekly Speeds
Tivetshall

from Sat-Jul-01-2023-12-00-AM to Sat-Jul-29-2023-08-59-AM

	26/06/2023	to	02/07/2023							
	Monday	Tuesday	Wednesday	Thursday	Friday	Saturday	Sunday	Week	Weekend	Week Day 85%
Hour	26/06/2023	27/06/2023	28/06/2023	29/06/2023	30/06/2023	01/07/2023	02/07/2023	Day Avg	Avg	Avg Speed
0 - 1	*	*	*	*	*	0	0	0	0	0
1 - 2	*	*	*	*	*	0	0	0	0	0
2 - 3	*	*	*	*	*	0	0	0	0	0
3 - 4	*	*	*	*	*	0	0	0	0	0
4 - 5	*	*	*	*	*	0	0	0	0	0
5 - 6	*	*	*	*	*	0	0	0	0	0
6 - 7	*	*	*	*	*	0	0	0	0	0
7 - 8	*	*	*	*	*	0	0	0	0	0
8 - 9	*	*	*	*	*	27	27	0	27	0
9 - 10	*	*	*	*	*	25.83	21.33	0	24.33	0
10 - 11	*	*	*	*	*	25.38	13.39	0	16.06	0
11 - 12	*	*	*	*	*	21.38	27.2	0	23	0
12 - 13	*	*	*	*	*	27	18.67	0	20.75	0
13 - 14	*	*	*	*	*	23.5	25.33	0	24.29	0
14 - 15	*	*	*	*	*	20.67	22.86	0	22.2	0
15 - 16	*	*	*	*	*	20.33	26.2	0	24	0
16 - 17	*	*	*	*	*	25	23.67	0	24.5	0
17 - 18	*	*	*	*	*	20.71	25.75	0	22.55	0
18 - 19	*	*	*	*	*	25.33	27	0	26.29	0
19 - 20	*	*	*	*	*	23.67	23.33	0	23.42	0
20 - 21	*	*	*	*	*	25.67	25.33	0	25.5	0
21 - 22	*	*	*	*	*	24.5	22	0	23.67	0
22 - 23	*	*	*	*	*	22	0	0	22	0
23 - 24	*	*	*	*	*	27	34.5	0	32	0
Totals	0	0	0	0	0	23.6	20.8			
% of Total	0%	0%	0%	0%	0%	53.15%	46.85%			

Incoming Weekly Speeds
Tivetshall

from Sat-Jul-01-2023-12-00-AM to Sat-Jul-29-2023-08-59-AM

	03/07/2023	to	09/07/2023							
	Monday	Tuesday	Wednesday	Thursday	Friday	Saturday	Sunday	Week	Weekend	Week Day 85%
Hour	03/07/2023	04/07/2023	05/07/2023	06/07/2023	07/07/2023	08/07/2023	09/07/2023	Day Avg	Avg	Avg Speed
0 - 1	0	0	7.91	0	17	0	0	7.98	0	14.85
1 - 2	0	0	9.35	0	0	0	0	9.35	0	13
2 - 3	0	0	8.98	0	0	0	0	8.98	0	12.5
3 - 4	0	0	8.5	0	0	0	0	8.5	0	11.4
4 - 5	0	0	8.1	0	0	27	0	8.1	27	9.6
5 - 6	0	0	0	0	0	0	0	0	0	0
6 - 7	19.5	22	0	27	27	0	0	22.83	0	30
7 - 8	27	23.2	26	27	29.5	0	42	25.88	42	32
8 - 9	18.69	27.86	22.1	21.7	27.86	24.5	27	22.79	25	30.16
9 - 10	25.33	22	24.16	29.29	25.57	20.44	17	25.04	19.58	30.12
10 - 11	21.62	25	20.75	21.56	25.75	18.57	18.5	22.77	18.56	30.72
11 - 12	19	32	18	27.75	21	22	25.67	22.5	24.2	28.02
12 - 13	16.11	18.25	25.71	23.89	23.22	27	24.5	21.63	25.5	28
13 - 14	22.55	24.2	18.2	18	20.75	27	22	20.69	25.75	27.92
14 - 15	27.2	21.38	22.11	22	24	25.75	22.33	22.94	23.19	29.66
15 - 16	25.23	23.36	26.44	24.5	24.73	24.5	27	24.83	25.75	30.84
16 - 17	22.86	23.71	23.78	24	24.77	25.75	25.75	23.69	25.75	30.24
17 - 18	23.43	26.29	26.64	22	23.2	21.17	27	24.37	22	30.68
18 - 19	25	22.67	25.73	24.12	26	22.75	12.2	24.48	18.69	30.82
19 - 20	9.7	0	23.62	27.14	23.67	23.67	23	14.37	23.25	25.2
20 - 21	17	12	22.5	32	20	24.5	23.67	20.5	24.14	24.5
21 - 22	23.67	27	0	22	27	27	27	23.5	27	30.62
22 - 23	27	7.49	34.5	24.5	0	27	0	8.31	27	28.55
23 - 24	0	7.62	0	22	0	27	0	7.95	27	17.2
Totals	18.8	13.1	10.1	24	24.2	22.9	22.8			
% of Total	13.83%	9.64%	7.43%	17.66%	17.81%	16.85%	16.78%			

Incoming Weekly Speeds
Tivetshall

from Sat-Jul-01-2023-12-00-AM to Sat-Jul-29-2023-08-59-AM

	10/07/2023	to	16/07/2023							
	Monday	Tuesday	Wednesday	Thursday	Friday	Saturday	Sunday	Week	Weekend	Week Day 85%
Hour	10/07/2023	11/07/2023	12/07/2023	13/07/2023	14/07/2023	15/07/2023	16/07/2023	Day Avg	Avg	Avg Speed
0 - 1	0	0	0	0	27	0	0	27	0	30
1 - 2	0	0	0	0	0	0	0	0	0	0
2 - 3	0	0	0	0	0	0	0	0	0	0
3 - 4	0	0	0	0	37	0	0	37	0	40
4 - 5	0	0	0	0	0	0	0	0	0	0
5 - 6	0	0	0	0	0	27	0	0	27	0
6 - 7	19.5	27	27	12	19.5	27	0	19.5	27	28
7 - 8	19.5	24.5	25	22	30.33	0	0	24.25	0	29.32
8 - 9	22	24.5	22	21.43	25.75	22	32	23.45	24.5	29.6
9 - 10	25.75	24	19.5	24.6	24.14	18.2	19	23.61	18.6	30.34
10 - 11	20	21.6	26	22.12	27.83	27	15.33	23.24	21.17	29.5
11 - 12	23.89	18.38	20.71	25.15	22.92	19.08	22	22.4	19.29	30.62
12 - 13	20.75	27	19.86	22	26	23.22	20.5	22.18	22.13	29
13 - 14	20	24.14	20.33	21.43	23.83	29.5	22	22.09	24.5	29.92
14 - 15	20.75	21.7	26.17	18.88	26.6	26.18	23.43	23	25.11	28.44
15 - 16	26.1	21.5	25.2	26	23	14.5	17	23.79	15.33	28.92
16 - 17	25.3	22.95	25.11	24.67	25.25	17.83	26.38	24.59	22.71	30.28
17 - 18	25.56	24.47	13.47	24.46	26	23	23.67	19.04	23.36	30.46
18 - 19	22.67	24.91	18.84	25.91	25.45	25	27	22.6	25.33	28.96
19 - 20	17	25.33	28.25	18.22	0	32	23.67	21.76	27	26.88
20 - 21	0	32	25.75	27	28.67	27	27	27.45	27	34.58
21 - 22	24.5	25.33	24.5	17	22	0	0	23.25	0	27.5
22 - 23	27	22	0	29.5	22	0	0	26.17	0	28.75
23 - 24	0	0	0	0	0	0	0	0	0	0
Totals	23.5	23.2	19.7	23	25.2	22.4	22.5			
% of Total	14.73%	14.55%	12.35%	14.42%	15.8%	14.04%	14.11%			

Incoming Weekly Speeds
Tivetshall

from Sat-Jul-01-2023-12-00-AM to Sat-Jul-29-2023-08-59-AM

	17/07/2023	to	23/07/2023							
	Monday	Tuesday	Wednesday	Thursday	Friday	Saturday	Sunday	Week	Weekend	Week Day 85%
Hour	17/07/2023	18/07/2023	19/07/2023	20/07/2023	21/07/2023	22/07/2023	23/07/2023	Day Avg	Avg	Avg Speed
0 - 1	0	0	0	0	0	0	22	0	22	0
1 - 2	0	0	0	0	0	0	0	0	0	0
2 - 3	0	0	0	0	0	0	0	0	0	0
3 - 4	0	0	0	0	0	0	0	0	0	0
4 - 5	0	7	0	0	0	0	0	7	0	10
5 - 6	27	0	0	27	0	0	0	27	0	30
6 - 7	32	18.67	27	19.5	32	0	0	24.22	0	33
7 - 8	22	24.5	25.33	27	27	0	0	25.13	0	31.5
8 - 9	18.2	29	23.69	23.87	27	0	20.67	23.37	20.67	31.18
9 - 10	22.6	24.5	22.5	22.71	19.78	20.86	16.44	22.2	18.38	29.76
10 - 11	23.67	20.33	19.46	20.88	20.57	24.25	17.43	20.73	19.91	26.66
11 - 12	17.83	27.25	21.4	21.17	27.25	18.25	18.92	23.05	18.76	29.5
12 - 13	27.86	17	23	23.22	23.38	27	16.38	23.25	18.37	29.46
13 - 14	22.14	22	22	23.91	27	22.71	17	23.33	21	32.5
14 - 15	23.25	25	25.57	25.75	25.75	25	21.38	24.87	22.77	30
15 - 16	13.25	25.44	9.79	21.88	23.22	27.25	18.18	12.98	20.6	25.26
16 - 17	11.1	25	24	24.71	26.16	28.67	27	16.96	27.83	26.88
17 - 18	20.57	25.71	24.86	21.17	23.6	22.75	27	23.24	23.6	29.76
18 - 19	24.59	24.53	23.67	18.38	19.25	27.5	23	22.71	24.29	28.66
19 - 20	24.29	21.73	21.62	25.57	9.3	20.75	18.2	16.51	19.33	24.72
20 - 21	23.67	27	27	23.25	0	0	27	24.22	27	30.62
21 - 22	27	0	27	27	12	27	27	24	27	27.5
22 - 23	0	22	32	0	0	0	0	27	0	30
23 - 24	37	0	0	0	0	0	0	37	0	40
Totals	16.8	24.2	16.5	22.9	20.2	23.6	19.1			
% of Total	11.72%	16.89%	11.51%	15.98%	14.1%	16.47%	13.33%			

Incoming Weekly Speeds
Tivetshall

from Sat-Jul-01-2023-12-00-AM to Sat-Jul-29-2023-08-59-AM

	24/07/2023	to	30/07/2023							
	Monday	Tuesday	Wednesday	Thursday	Friday	Saturday	Sunday	Week	Weekend	Week Day 85%
Hour	24/07/2023	25/07/2023	26/07/2023	27/07/2023	28/07/2023	29/07/2023	30/07/2023	Day Avg	Avg	Avg Speed
0 - 1	0	0	0	0	0	0	*	*	*	0
1 - 2	0	0	0	0	0	0	*	*	*	0
2 - 3	0	0	0	0	0	0	*	*	*	0
3 - 4	0	0	0	0	0	0	*	*	*	0
4 - 5	0	0	0	0	0	0	*	*	*	0
5 - 6	7	0	0	0	0	0	*	7	*	10
6 - 7	0	0	0	27	0	0	*	27	*	30
7 - 8	27.25	24.2	27.5	27	27	32	*	26.2	32	30.76
8 - 9	26.2	25.75	27.14	24.5	22	27	*	24.96	27	30.98
9 - 10	22	24	19.14	26.43	17	*	*	22.23	*	28.26
10 - 11	32	19.85	21	28.67	26.2	*	*	22.67	*	30.1
11 - 12	23	17	15.67	23.89	22	*	*	20.59	*	27.66
12 - 13	11.54	26.38	20.08	20	22	*	*	16.42	*	27.84
13 - 14	26.29	29.5	25.33	19	26.5	*	*	25.37	*	30.86
14 - 15	22	24.89	23.88	23.25	19.86	*	*	23	*	29.16
15 - 16	21.43	24.6	15.71	23.78	25	*	*	22.11	*	27.86
16 - 17	28.67	27	22.09	27.12	30.33	*	*	26.33	*	33.1
17 - 18	26.64	21.18	28.5	20.69	24.86	*	*	23.37	*	29.9
18 - 19	23.67	26.75	23.6	24.73	24.86	*	*	24.81	*	30.18
19 - 20	20.33	22	24.5	25.12	28.67	*	*	23.85	*	29
20 - 21	32	21.1	27.25	25.33	22.33	*	*	23.42	*	29.64
21 - 22	25.33	8.82	27	27	27	*	*	13.5	*	26.96
22 - 23	22	0	0	19.5	0	*	*	20.33	*	25
23 - 24	0	0	0	0	22	*	*	22	*	25
Totals	20.4	21.3	22.3	23.8	23.9	29.5	0			
% of Total	14.45%	15.08%	15.79%	16.86%	16.93%	20.89%	0%			

Incoming Monthly Speeds
Tivetshall

from Sat-Jul-01-2023-12-00-AM to Sat-Jul-29-2023-08-59-AM

	Jul 2023									
	Monday	Tuesday	Wednesday	Thursday	Friday	Saturday	Sunday	Week	Weekend	Week Day 85%
Hour								Day Avg	Avg	Avg Speed
0 - 1	0	0	7.91	0	22	0	22	8.12	22	19.85
1 - 2	0	0	9.35	0	0	0	0	9.35	0	13
2 - 3	0	0	8.98	0	0	0	0	8.98	0	12.5
3 - 4	0	0	8.5	0	37	0	0	8.6	0	25.7
4 - 5	0	7	8.1	0	0	27	0	8.09	27	9.8
5 - 6	17	0	0	27	0	27	0	20.33	27	30
6 - 7	22	21.17	27	19.5	26	27	0	22.42	27	30.16
7 - 8	23.62	24.1	25.73	25.89	28.36	32	42	25.29	37	30.78
8 - 9	20.33	26.82	23.42	22.76	25.41	24.22	24.67	23.47	24.4	31.1
9 - 10	23.79	23.57	22.14	25.65	22	22.15	18.35	23.35	20.59	29.9
10 - 11	22.35	21.89	21.1	22.29	24.77	22.36	15.08	22.32	18.01	29.58
11 - 12	21.04	23.97	19.6	24.75	23.08	20.21	22.32	22.28	21.1	30.88
12 - 13	15.3	22.26	21.94	22.62	23.44	25	19.25	20.11	21.42	29.04
13 - 14	22.9	25.11	20.17	21.37	24.6	24.56	21.55	22.66	23.33	29.98
14 - 15	23.55	23.25	24.2	21.78	24.15	25.13	22.44	23.43	23.53	29.94
15 - 16	18.43	23.39	12.29	23.35	23.84	21.73	21.5	17.72	21.59	27.82
16 - 17	16.49	24.39	23.65	24.98	25.76	23.39	25.89	21.36	24.64	30.02
17 - 18	24.44	24.1	18.14	22.02	24.2	21.88	25.08	21.82	22.95	30.12
18 - 19	24.11	24.48	21.65	23.78	24.26	24.33	20.73	23.65	22.7	29.8
19 - 20	12.54	22.39	23.92	23.68	13	24.08	22.14	17.32	22.82	27.12
20 - 21	24	21.69	25.82	25.64	22.5	25.25	25.12	23.71	25.19	30.76
21 - 22	24.73	11.42	26	22.5	23	25.75	26	18.23	25.89	27.92
22 - 23	25.75	7.72	33.67	24.5	22	25.33	0	9.58	25.33	27.52
23 - 24	37	7.62	0	22	22	27	34.5	8.44	30.75	24.85
Totals	19.2	18.3	12.1	23.4	23.3	23.1	20.9			
% of Total	13.68%	13.04%	8.62%	16.68%	16.61%	16.46%	14.9%			

Incoming Weekly EightyFifthSpeeds
Tivetshall

from Sat-Jul-01-2023-12-00-AM to Sat-Jul-29-2023-08-59-AM

	26/06/2023	to	02/07/2023							
	Monday	Tuesday	Wednesday	Thursday	Friday	Saturday	Sunday	Week	Weekend	Week Day 85%
Hour	26/06/2023	27/06/2023	28/06/2023	29/06/2023	30/06/2023	01/07/2023	02/07/2023	Day Avg	Avg	Avg Speed
0 - 1	*	*	*	*	*	0	0	0	0	0
1 - 2	*	*	*	*	*	0	0	0	0	0
2 - 3	*	*	*	*	*	0	0	0	0	0
3 - 4	*	*	*	*	*	0	0	0	0	0
4 - 5	*	*	*	*	*	0	0	0	0	0
5 - 6	*	*	*	*	*	0	0	0	0	0
6 - 7	*	*	*	*	*	0	0	0	0	0
7 - 8	*	*	*	*	*	0	0	0	0	0
8 - 9	*	*	*	*	*	30	30	0	30	0
9 - 10	*	*	*	*	*	32.5	27.5	0	30	0
10 - 11	*	*	*	*	*	30	26	0	28	0
11 - 12	*	*	*	*	*	27.5	32.5	0	30	0
12 - 13	*	*	*	*	*	30	30	0	30	0
13 - 14	*	*	*	*	*	27.5	30	0	28.75	0
14 - 15	*	*	*	*	*	30	30	0	30	0
15 - 16	*	*	*	*	*	30	28.8	0	29.4	0
16 - 17	*	*	*	*	*	28.3	30	0	29.15	0
17 - 18	*	*	*	*	*	28.8	30	0	29.4	0
18 - 19	*	*	*	*	*	30	32.5	0	31.25	0
19 - 20	*	*	*	*	*	30	30	0	30	0
20 - 21	*	*	*	*	*	30	30	0	30	0
21 - 22	*	*	*	*	*	30	25	0	27.5	0
22 - 23	*	*	*	*	*	25	0	0	25	0
23 - 24	*	*	*	*	*	30	40	0	35	0
Totals	0	0	0	0	0	469.6	452.3			
% of Total	0%	0%	0%	0%	0%	50.94%	49.06%			

Incoming Weekly EightyFifthSpeeds
Tivetshall

from Sat-Jul-01-2023-12-00-AM to Sat-Jul-29-2023-08-59-AM

	03/07/2023	to	09/07/2023							
	Monday	Tuesday	Wednesday	Thursday	Friday	Saturday	Sunday	Week	Weekend	Week Day 85%
Hour	03/07/2023	04/07/2023	05/07/2023	06/07/2023	07/07/2023	08/07/2023	09/07/2023	Day Avg	Avg	Avg Speed
0 - 1	0	0	9.7	0	20	0	0	14.85	0	14.85
1 - 2	0	0	13	0	0	0	0	13	0	13
2 - 3	0	0	12.5	0	0	0	0	12.5	0	12.5
3 - 4	0	0	11.4	0	0	0	0	11.4	0	11.4
4 - 5	0	0	9.6	0	0	30	0	9.6	30	9.6
5 - 6	0	0	0	0	0	0	0	0	0	0
6 - 7	30	30	0	30	30	0	0	30	0	30
7 - 8	30	30	30	35	35	0	45	32	45	32
8 - 9	24.2	35	28.3	28.3	35	27.5	30	30.16	28.75	30.16
9 - 10	30	28.3	28.3	34	30	30	25	30.12	27.5	30.12
10 - 11	32.5	28.6	32.5	30	30	26.7	25	30.72	25.85	30.72
11 - 12	23.8	35	25	32.5	23.8	25	28.8	28.02	26.9	28.02
12 - 13	25	25	30	30	30	30	30	28	30	28
13 - 14	28.8	28.3	27.5	27.5	27.5	30	25	27.92	27.5	27.92
14 - 15	32.5	30	30	28.3	27.5	30	28.8	29.66	29.4	29.66
15 - 16	31.7	30	32.5	30	30	30	32.5	30.84	31.25	30.84
16 - 17	29.4	29.3	30	30	32.5	28.3	30	30.24	29.15	30.24
17 - 18	32.5	30	31.7	30	29.2	25	30	30.68	27.5	30.68
18 - 19	32.5	31.2	29.2	29.5	31.7	28.3	15	30.82	21.65	30.82
19 - 20	13.2	0	28.8	30	28.8	30	30	25.2	30	25.2
20 - 21	20	15	25	35	27.5	27.5	30	24.5	28.75	24.5
21 - 22	35	30	0	27.5	30	30	30	30.62	30	30.62
22 - 23	30	9.2	45	30	0	35	0	28.55	35	28.55
23 - 24	0	9.4	0	25	0	30	0	17.2	30	17.2
Totals	481.1	454.3	510	542.6	498.5	493.3	435.1			
% of Total	14.09%	13.3%	14.93%	15.89%	14.6%	14.45%	12.74%			

Incoming Weekly EightyFifthSpeeds
Tivetshall

from Sat-Jul-01-2023-12-00-AM to Sat-Jul-29-2023-08-59-AM

	10/07/2023	to	16/07/2023							
	Monday	Tuesday	Wednesday	Thursday	Friday	Saturday	Sunday	Week	Weekend	Week Day 85%
Hour	10/07/2023	11/07/2023	12/07/2023	13/07/2023	14/07/2023	15/07/2023	16/07/2023	Day Avg	Avg	Avg Speed
0 - 1	0	0	0	0	30	0	0	30	0	30
1 - 2	0	0	0	0	0	0	0	0	0	0
2 - 3	0	0	0	0	0	0	0	0	0	0
3 - 4	0	0	0	0	40	0	0	40	0	40
4 - 5	0	0	0	0	0	0	0	0	0	0
5 - 6	0	0	0	0	0	30	0	0	30	0
6 - 7	30	30	30	20	30	30	0	28	30	28
7 - 8	25	28.3	28.3	25	40	0	0	29.32	0	29.32
8 - 9	30	30	28.8	27.5	31.7	30	35	29.6	32.5	29.6
9 - 10	30	30	30	31.7	30	27.5	25	30.34	26.25	30.34
10 - 11	27.5	27.5	30	30	32.5	30	30	29.5	30	29.5
11 - 12	33.3	28.3	30	32.5	29	27.5	25	30.62	26.25	30.62
12 - 13	27.5	30	30	27.5	30	35	25	29	30	29
13 - 14	30	32.5	30	28.8	28.3	35	30	29.92	32.5	29.92
14 - 15	25	28	30	27.5	31.7	30	30	28.44	30	28.44
15 - 16	30	30	28.8	28.3	27.5	20	25	28.92	22.5	28.92
16 - 17	31.2	29.3	29.2	31.7	30	25	30	30.28	27.5	30.28
17 - 18	32.5	32.5	24	30	33.3	25	30	30.46	27.5	30.46
18 - 19	27.5	30	28.1	30	29.2	32.5	30	28.96	31.25	28.96
19 - 20	20	30	32.5	25	0	45	30	26.88	37.5	26.88
20 - 21	0	35	33.3	35	35	30	30	34.58	30	34.58
21 - 22	27.5	30	30	25	25	0	0	27.5	0	27.5
22 - 23	30	25	0	35	25	0	0	28.75	0	28.75
23 - 24	0	0	0	0	0	0	0	0	0	0
Totals	457	506.4	473	490.5	558.2	452.5	375			
% of Total	13.8%	15.29%	14.28%	14.81%	16.85%	13.66%	11.32%			

Incoming Weekly EightyFifthSpeeds
Tivetshall

from Sat-Jul-01-2023-12-00-AM to Sat-Jul-29-2023-08-59-AM

	17/07/2023	to	23/07/2023							
	Monday	Tuesday	Wednesday	Thursday	Friday	Saturday	Sunday	Week	Weekend	Week Day 85%
Hour	17/07/2023	18/07/2023	19/07/2023	20/07/2023	21/07/2023	22/07/2023	23/07/2023	Day Avg	Avg	Avg Speed
0 - 1	0	0	0	0	0	0	25	0	25	0
1 - 2	0	0	0	0	0	0	0	0	0	0
2 - 3	0	0	0	0	0	0	0	0	0	0
3 - 4	0	0	0	0	0	0	0	0	0	0
4 - 5	0	10	0	0	0	0	0	10	0	10
5 - 6	30	0	0	30	0	0	0	30	0	30
6 - 7	35	30	30	35	35	0	0	33	0	33
7 - 8	30	27.5	30	35	35	0	0	31.5	0	31.5
8 - 9	24	35	32.5	29.4	35	0	25	31.18	25	31.18
9 - 10	28.8	30	30	30	30	30	22.5	29.76	26.25	29.76
10 - 11	30	25	25	25	28.3	28.3	25	26.66	26.65	26.66
11 - 12	25	32.5	30	27.5	32.5	25	27.5	29.5	26.25	29.5
12 - 13	33.3	25	30	30	29	35	25	29.46	30	29.46
13 - 14	30	30	30	32.5	40	30	30	32.5	30	32.5
14 - 15	32.5	29.2	30	28.3	30	30	28.3	30	29.15	30
15 - 16	25	29.2	13.3	30	28.8	30	24	25.26	27	25.26
16 - 17	14.6	30	28.3	29	32.5	35	35	26.88	35	26.88
17 - 18	30	30	31.7	28.3	28.8	28.3	30	29.76	29.15	29.76
18 - 19	29	29.3	30	27.5	27.5	30	32.5	28.66	31.25	28.66
19 - 20	30	25	28.8	30	9.8	27.5	20	24.72	23.75	24.72
20 - 21	35	30	30	27.5	0	0	30	30.62	30	30.62
21 - 22	30	0	35	30	15	30	35	27.5	32.5	27.5
22 - 23	0	25	35	0	0	0	0	30	0	30
23 - 24	40	0	0	0	0	0	0	40	0	40
Totals	532.2	472.7	499.6	505	437.2	359.1	414.8			
% of Total	16.52%	14.68%	15.51%	15.68%	13.58%	11.15%	12.88%			

Incoming Weekly EightyFifthSpeeds
Tivetshall

from Sat-Jul-01-2023-12-00-AM to Sat-Jul-29-2023-08-59-AM

	24/07/2023	to	30/07/2023							
	Monday	Tuesday	Wednesday	Thursday	Friday	Saturday	Sunday	Week	Weekend	Week Day 85%
Hour	24/07/2023	25/07/2023	26/07/2023	27/07/2023	28/07/2023	29/07/2023	30/07/2023	Day Avg	Avg	Avg Speed
0 - 1	0	0	0	0	0	0	*	0	0	0
1 - 2	0	0	0	0	0	0	*	0	0	0
2 - 3	0	0	0	0	0	0	*	0	0	0
3 - 4	0	0	0	0	0	0	*	0	0	0
4 - 5	0	0	0	0	0	0	*	0	0	0
5 - 6	10	0	0	0	0	0	*	10	0	10
6 - 7	0	0	0	30	0	0	*	30	0	30
7 - 8	28.8	30	30	30	35	35	*	30.76	35	30.76
8 - 9	33.3	28.3	33.3	30	30	30	*	30.98	30	30.98
9 - 10	25	28.8	30	32.5	25	*	*	28.26	0	28.26
10 - 11	35	26.7	25	35	28.8	*	*	30.1	0	30.1
11 - 12	30	25	22.5	33.3	27.5	*	*	27.66	0	27.66
12 - 13	21.7	35	27.5	25	30	*	*	27.84	0	27.84
13 - 14	35	32.5	30	27.5	29.3	*	*	30.86	0	30.86
14 - 15	30	30	32.5	25	28.3	*	*	29.16	0	29.16
15 - 16	28	29	25	29	28.3	*	*	27.86	0	27.86
16 - 17	33.8	31.7	30	35	35	*	*	33.1	0	33.1
17 - 18	31.7	28.8	30	29	30	*	*	29.9	0	29.9
18 - 19	30	31.7	25	31.7	32.5	*	*	30.18	0	30.18
19 - 20	25	25	30	30	35	*	*	29	0	29
20 - 21	35	29	30	30	24.2	*	*	29.64	0	29.64
21 - 22	35	9.8	30	30	30	*	*	26.96	0	26.96
22 - 23	25	0	0	25	0	*	*	25	0	25
23 - 24	0	0	0	0	25	*	*	25	0	25
Totals	492.3	421.3	430.8	508	473.9	65	0			
% of Total	20.59%	17.62%	18.02%	21.24%	19.82%	2.72%	0%			

Incoming Monthly EightyFifthSpeeds
Tivetshall

from Sat-Jul-01-2023-12-00-AM to Sat-Jul-29-2023-08-59-AM

	Jul 2023							Week	Weekend	Week Day 85%
Hour	Monday	Tuesday	Wednesday	Thursday	Friday	Saturday	Sunday	Day Avg	Avg	Avg Speed
0 - 1	0	0	9.7	0	30	0	25	19.85	25	19.85
1 - 2	0	0	13	0	0	0	0	13	0	13
2 - 3	0	0	12.5	0	0	0	0	12.5	0	12.5
3 - 4	0	0	11.4	0	40	0	0	25.7	0	25.7
4 - 5	0	10	9.6	0	0	30	0	9.8	30	9.8
5 - 6	30	0	0	30	0	30	0	30	30	30
6 - 7	30	28.3	30	30	32.5	30	0	30.16	30	30.16
7 - 8	28.8	29.4	29.4	32.5	33.8	35	45	30.78	40	30.78
8 - 9	30	33.8	30.8	28.9	32	29	30	31.1	29.5	31.1
9 - 10	29.2	29.4	28.9	32.7	29.3	30	25	29.9	27.5	29.9
10 - 11	31.2	27.9	28.8	30	30	28.3	26.1	29.58	27.2	29.58
11 - 12	31	32.9	29.1	32.1	29.3	27.5	29.3	30.88	28.4	30.88
12 - 13	26.7	30	29.5	29.4	29.6	31.7	28	29.04	29.85	29.04
13 - 14	31.2	31.2	28.3	30	29.2	30	28.8	29.98	29.4	29.98
14 - 15	31.2	29	31.2	28.3	30	31.7	29.1	29.94	30.4	29.94
15 - 16	28.5	29.5	23.3	29	28.8	30	29	27.82	29.5	27.82
16 - 17	28.1	30	29.1	30.8	32.1	28.9	30	30.02	29.45	30.02
17 - 18	31.9	30	29.4	29.3	30	27.8	30	30.12	28.9	30.12
18 - 19	29.4	31	28.8	29.8	30	29.3	32.5	29.8	30.9	29.8
19 - 20	23	27	29.5	29.2	26.9	29.2	30	27.12	29.6	27.12
20 - 21	32.5	30	32.5	30	28.8	29	29	30.76	29	30.76
21 - 22	30	23.3	30	28	28.3	28.3	30	27.92	29.15	27.92
22 - 23	28.3	9.3	45	30	25	35	0	27.52	35	27.52
23 - 24	40	9.4	0	25	25	30	40	24.85	35	24.85

Summary of Violators
Tivetshall

from Sat-Jul-01-2023-12-00-AM to Sat-Jul-29-2023-08-59-AM

Starting Hour	Count	Average Speed of all Traffic	Violator Counts	Average Speed of Violators
00:00:00	0	N/A	N/A	N/A
01:00:00	0	N/A	N/A	N/A
02:00:00	0	N/A	N/A	N/A
03:00:00	0	N/A	N/A	N/A
04:00:00	0	N/A	N/A	N/A
05:00:00	0	N/A	N/A	N/A
06:00:00	0	N/A	N/A	N/A
07:00:00	0	N/A	N/A	N/A
08:00:00	1	27.5	0	0.0
09:00:00	12	24.0	3	34.2
10:00:00	8	19.4	1	32.5
11:00:00	12	18.3	0	0.0
12:00:00	2	25.0	0	0.0
13:00:00	4	16.9	0	0.0
14:00:00	3	15.0	0	0.0
15:00:00	3	20.8	0	0.0
16:00:00	5	25.5	0	0.0
17:00:00	6	18.8	0	0.0
18:00:00	4	26.3	0	0.0
19:00:00	2	27.5	0	0.0
20:00:00	2	20.0	0	0.0
21:00:00	4	19.4	0	0.0
22:00:00	0	N/A	N/A	N/A
23:00:00	2	25.0	0	0.0
00:00:00	0	N/A	N/A	N/A
01:00:00	0	N/A	N/A	N/A
02:00:00	0	N/A	N/A	N/A
03:00:00	0	N/A	N/A	N/A
04:00:00	0	N/A	N/A	N/A
05:00:00	0	N/A	N/A	N/A
06:00:00	0	N/A	N/A	N/A
07:00:00	0	N/A	N/A	N/A
08:00:00	1	27.5	0	0.0
09:00:00	4	11.3	0	0.0
10:00:00	30	8.5	0	0.0
11:00:00	4	21.9	2	32.5
12:00:00	3	19.2	0	0.0
13:00:00	3	25.8	0	0.0
14:00:00	7	20.0	1	32.5
15:00:00	6	21.3	0	0.0
16:00:00	3	24.2	0	0.0
17:00:00	4	26.3	1	32.5
18:00:00	4	27.5	2	32.5
19:00:00	9	18.1	1	32.5
20:00:00	2	25.0	0	0.0
21:00:00	2	25.0	0	0.0
22:00:00	0	N/A	N/A	N/A
23:00:00	2	35.0	2	35.0

Summary of Violators
Tivetshall

from Sat-Jul-01-2023-12-00-AM to Sat-Jul-29-2023-08-59-AM

00:00:00	0	N/A	N/A	N/A
01:00:00	0	N/A	N/A	N/A
02:00:00	0	N/A	N/A	N/A
03:00:00	0	N/A	N/A	N/A
04:00:00	0	N/A	N/A	N/A
05:00:00	0	N/A	N/A	N/A
06:00:00	2	20.0	0	0.0
07:00:00	2	27.5	0	0.0
08:00:00	12	15.8	1	32.5
09:00:00	7	25.4	1	32.5
10:00:00	8	16.9	2	32.5
11:00:00	4	17.5	0	0.0
12:00:00	13	12.1	0	0.0
13:00:00	11	20.5	1	32.5
14:00:00	5	23.0	2	32.5
15:00:00	13	21.7	3	32.5
16:00:00	22	18.2	2	32.5
17:00:00	7	23.9	2	32.5
18:00:00	10	25.5	3	34.2
19:00:00	47	2.5	0	0.0
20:00:00	1	17.5	0	0.0
21:00:00	3	24.2	1	32.5
22:00:00	1	27.5	0	0.0
23:00:00	0	N/A	N/A	N/A
00:00:00	0	N/A	N/A	N/A
01:00:00	0	N/A	N/A	N/A
02:00:00	0	N/A	N/A	N/A
03:00:00	0	N/A	N/A	N/A
04:00:00	0	N/A	N/A	N/A
05:00:00	0	N/A	N/A	N/A
06:00:00	2	22.5	0	0.0
07:00:00	5	19.0	1	32.5
08:00:00	7	25.0	2	37.5
09:00:00	6	22.5	0	0.0
10:00:00	9	18.6	0	0.0
11:00:00	6	26.3	3	34.2
12:00:00	5	21.5	1	32.5
13:00:00	5	13.5	0	0.0
14:00:00	8	21.9	1	32.5
15:00:00	10	23.5	2	32.5
16:00:00	16	19.1	2	35.0
17:00:00	9	25.8	1	32.5
18:00:00	16	19.4	3	32.5
19:00:00	2	22.5	1	32.5
20:00:00	1	12.5	0	0.0
21:00:00	1	27.5	0	0.0
22:00:00	118	0.4	0	0.0
23:00:00	88	1.3	0	0.0
00:00:00	123	1.1	0	0.0

Summary of Violators
Tivetshall

from Sat-Jul-01-2023-12-00-AM to Sat-Jul-29-2023-08-59-AM

01:00:00	458	0.5	0	0.0
02:00:00	457	0.5	0	0.0
03:00:00	304	0.8	0	0.0
04:00:00	99	1.3	0	0.0
05:00:00	0	N/A	N/A	N/A
06:00:00	0	N/A	N/A	N/A
07:00:00	5	26.5	1	32.5
08:00:00	10	20.3	1	32.5
09:00:00	19	13.8	0	0.0
10:00:00	7	21.1	2	32.5
11:00:00	13	14.6	1	32.5
12:00:00	7	22.9	1	32.5
13:00:00	10	16.3	1	37.5
14:00:00	7	17.1	0	0.0
15:00:00	10	27.0	2	32.5
16:00:00	10	22.3	2	32.5
17:00:00	11	22.0	3	32.5
18:00:00	10	23.3	1	32.5
19:00:00	9	16.1	0	0.0
20:00:00	2	11.3	0	0.0
21:00:00	0	N/A	N/A	N/A
22:00:00	2	35.0	1	42.5
23:00:00	0	N/A	N/A	N/A
00:00:00	0	N/A	N/A	N/A
01:00:00	0	N/A	N/A	N/A
02:00:00	0	N/A	N/A	N/A
03:00:00	0	N/A	N/A	N/A
04:00:00	0	N/A	N/A	N/A
05:00:00	0	N/A	N/A	N/A
06:00:00	1	27.5	0	0.0
07:00:00	3	27.5	1	32.5
08:00:00	7	17.9	1	32.5
09:00:00	9	14.7	4	32.5
10:00:00	10	19.5	2	32.5
11:00:00	8	24.7	2	32.5
12:00:00	9	18.6	1	32.5
13:00:00	5	18.5	0	0.0
14:00:00	5	23.5	0	0.0
15:00:00	10	24.0	1	32.5
16:00:00	8	23.8	1	32.5
17:00:00	7	23.9	2	32.5
18:00:00	16	23.0	2	32.5
19:00:00	9	23.9	1	37.5
20:00:00	1	32.5	1	32.5
21:00:00	5	22.5	0	0.0
22:00:00	2	25.0	0	0.0
23:00:00	2	22.5	0	0.0
00:00:00	1	17.5	0	0.0
01:00:00	0	N/A	N/A	N/A

Summary of Violators
Tivetshall

from Sat-Jul-01-2023-12-00-AM to Sat-Jul-29-2023-08-59-AM

02:00:00	0	N/A	N/A	N/A
03:00:00	0	N/A	N/A	N/A
04:00:00	0	N/A	N/A	N/A
05:00:00	0	N/A	N/A	N/A
06:00:00	1	27.5	0	0.0
07:00:00	1	27.5	0	0.0
08:00:00	5	31.5	3	34.2
09:00:00	10	23.3	1	37.5
10:00:00	3	27.5	1	32.5
11:00:00	5	21.5	0	0.0
12:00:00	7	21.1	0	0.0
13:00:00	7	20.7	1	32.5
14:00:00	5	24.5	0	0.0
15:00:00	8	24.4	1	32.5
16:00:00	14	24.5	4	32.5
17:00:00	16	18.9	2	32.5
18:00:00	12	21.3	2	32.5
19:00:00	7	23.9	1	32.5
20:00:00	8	19.7	0	0.0
21:00:00	1	27.5	0	0.0
22:00:00	0	N/A	N/A	N/A
23:00:00	0	N/A	N/A	N/A
00:00:00	0	N/A	N/A	N/A
01:00:00	0	N/A	N/A	N/A
02:00:00	0	N/A	N/A	N/A
03:00:00	0	N/A	N/A	N/A
04:00:00	1	27.5	0	0.0
05:00:00	0	N/A	N/A	N/A
06:00:00	0	N/A	N/A	N/A
07:00:00	0	N/A	N/A	N/A
08:00:00	4	25.0	0	0.0
09:00:00	9	18.3	1	32.5
10:00:00	13	15.6	0	0.0
11:00:00	5	22.5	0	0.0
12:00:00	3	27.5	1	32.5
13:00:00	3	27.5	0	0.0
14:00:00	5	26.5	1	32.5
15:00:00	4	25.0	1	32.5
16:00:00	4	26.3	0	0.0
17:00:00	6	21.7	0	0.0
18:00:00	6	23.3	0	0.0
19:00:00	4	16.9	0	0.0
20:00:00	5	25.5	0	0.0
21:00:00	1	27.5	0	0.0
22:00:00	2	27.5	1	32.5
23:00:00	1	27.5	0	0.0
00:00:00	0	N/A	N/A	N/A
01:00:00	0	N/A	N/A	N/A
02:00:00	0	N/A	N/A	N/A

Summary of Violators
Tivetshall

from Sat-Jul-01-2023-12-00-AM to Sat-Jul-29-2023-08-59-AM

03:00:00	0	N/A	N/A	N/A
04:00:00	0	N/A	N/A	N/A
05:00:00	0	N/A	N/A	N/A
06:00:00	0	N/A	N/A	N/A
07:00:00	1	42.5	1	42.5
08:00:00	0	N/A	N/A	N/A
09:00:00	4	20.0	0	0.0
10:00:00	4	15.6	0	0.0
11:00:00	6	17.5	0	0.0
12:00:00	5	25.5	1	32.5
13:00:00	2	22.5	0	0.0
14:00:00	12	12.3	1	32.5
15:00:00	4	27.5	2	32.5
16:00:00	3	25.8	1	32.5
17:00:00	2	27.5	0	0.0
18:00:00	5	10.0	0	0.0
19:00:00	4	23.8	1	32.5
20:00:00	4	23.8	0	0.0
21:00:00	2	27.5	0	0.0
22:00:00	0	N/A	N/A	N/A
23:00:00	0	N/A	N/A	N/A
00:00:00	0	N/A	N/A	N/A
01:00:00	0	N/A	N/A	N/A
02:00:00	0	N/A	N/A	N/A
03:00:00	0	N/A	N/A	N/A
04:00:00	0	N/A	N/A	N/A
05:00:00	0	N/A	N/A	N/A
06:00:00	2	20.0	0	0.0
07:00:00	4	20.0	0	0.0
08:00:00	8	22.5	1	32.5
09:00:00	7	25.4	0	0.0
10:00:00	6	22.5	1	32.5
11:00:00	8	18.8	3	32.5
12:00:00	9	21.9	0	0.0
13:00:00	5	20.5	1	32.5
14:00:00	4	21.3	0	0.0
15:00:00	9	23.3	2	32.5
16:00:00	24	18.4	4	32.5
17:00:00	7	22.1	2	32.5
18:00:00	11	17.3	0	0.0
19:00:00	1	17.5	0	0.0
20:00:00	0	N/A	N/A	N/A
21:00:00	4	25.0	0	0.0
22:00:00	2	27.5	0	0.0
23:00:00	0	N/A	N/A	N/A
00:00:00	0	N/A	N/A	N/A
01:00:00	0	N/A	N/A	N/A
02:00:00	0	N/A	N/A	N/A
03:00:00	0	N/A	N/A	N/A

Summary of Violators
Tivetshall

from Sat-Jul-01-2023-12-00-AM to Sat-Jul-29-2023-08-59-AM

04:00:00	0	N/A	N/A	N/A
05:00:00	0	N/A	N/A	N/A
06:00:00	1	27.5	0	0.0
07:00:00	4	25.0	0	0.0
08:00:00	8	25.0	1	32.5
09:00:00	5	24.5	1	32.5
10:00:00	9	18.3	0	0.0
11:00:00	9	16.7	0	0.0
12:00:00	2	27.5	0	0.0
13:00:00	5	22.5	1	32.5
14:00:00	12	20.8	1	32.5
15:00:00	15	18.2	1	32.5
16:00:00	19	16.7	3	32.5
17:00:00	16	21.6	3	34.2
18:00:00	12	21.7	2	32.5
19:00:00	3	25.8	0	0.0
20:00:00	1	32.5	1	32.5
21:00:00	3	25.8	0	0.0
22:00:00	1	22.5	0	0.0
23:00:00	0	N/A	N/A	N/A
00:00:00	0	N/A	N/A	N/A
01:00:00	0	N/A	N/A	N/A
02:00:00	0	N/A	N/A	N/A
03:00:00	0	N/A	N/A	N/A
04:00:00	0	N/A	N/A	N/A
05:00:00	0	N/A	N/A	N/A
06:00:00	1	27.5	0	0.0
07:00:00	4	25.0	0	0.0
08:00:00	13	22.9	1	37.5
09:00:00	8	20.0	1	32.5
10:00:00	4	27.5	1	32.5
11:00:00	15	17.2	2	32.5
12:00:00	6	20.0	1	32.5
13:00:00	3	19.2	0	0.0
14:00:00	7	26.8	1	37.5
15:00:00	10	18.3	1	32.5
16:00:00	9	16.7	0	0.0
17:00:00	43	7.7	3	34.2
18:00:00	30	11.0	1	32.5
19:00:00	5	27.5	2	32.5
20:00:00	4	26.3	3	32.5
21:00:00	2	25.0	0	0.0
22:00:00	0	N/A	N/A	N/A
23:00:00	0	N/A	N/A	N/A
00:00:00	0	N/A	N/A	N/A
01:00:00	0	N/A	N/A	N/A
02:00:00	0	N/A	N/A	N/A
03:00:00	0	N/A	N/A	N/A
04:00:00	0	N/A	N/A	N/A

Summary of Violators
Tivetshall

from Sat-Jul-01-2023-12-00-AM to Sat-Jul-29-2023-08-59-AM

05:00:00	0	N/A	N/A	N/A
06:00:00	2	12.5	0	0.0
07:00:00	2	22.5	0	0.0
08:00:00	6	17.9	0	0.0
09:00:00	11	23.2	3	32.5
10:00:00	8	19.1	1	32.5
11:00:00	9	20.3	2	35.0
12:00:00	10	23.0	1	32.5
13:00:00	14	16.6	1	32.5
14:00:00	8	19.4	0	0.0
15:00:00	4	19.4	0	0.0
16:00:00	11	20.7	3	32.5
17:00:00	11	19.3	1	32.5
18:00:00	14	20.9	3	32.5
19:00:00	9	16.1	0	0.0
20:00:00	3	27.5	1	32.5
21:00:00	2	17.5	0	0.0
22:00:00	2	30.0	1	32.5
23:00:00	0	N/A	N/A	N/A
00:00:00	1	27.5	0	0.0
01:00:00	0	N/A	N/A	N/A
02:00:00	0	N/A	N/A	N/A
03:00:00	1	37.5	1	37.5
04:00:00	0	N/A	N/A	N/A
05:00:00	0	N/A	N/A	N/A
06:00:00	2	20.0	0	0.0
07:00:00	1	32.5	1	32.5
08:00:00	15	19.2	3	34.2
09:00:00	9	23.3	2	32.5
10:00:00	6	27.5	2	32.5
11:00:00	11	21.4	1	32.5
12:00:00	7	21.4	0	0.0
13:00:00	6	20.4	1	32.5
14:00:00	10	24.3	2	32.5
15:00:00	13	17.1	2	32.5
16:00:00	15	20.3	1	32.5
17:00:00	7	28.2	4	32.5
18:00:00	14	18.2	1	32.5
19:00:00	0	N/A	N/A	N/A
20:00:00	3	29.2	1	32.5
21:00:00	1	22.5	0	0.0
22:00:00	1	22.5	0	0.0
23:00:00	0	N/A	N/A	N/A
00:00:00	0	N/A	N/A	N/A
01:00:00	0	N/A	N/A	N/A
02:00:00	0	N/A	N/A	N/A
03:00:00	0	N/A	N/A	N/A
04:00:00	0	N/A	N/A	N/A
05:00:00	1	27.5	0	0.0

Summary of Violators
Tivetshall

from Sat-Jul-01-2023-12-00-AM to Sat-Jul-29-2023-08-59-AM

06:00:00	1	27.5	0	0.0
07:00:00	0	N/A	N/A	N/A
08:00:00	3	22.5	0	0.0
09:00:00	5	17.0	0	0.0
10:00:00	2	27.5	0	0.0
11:00:00	11	19.5	1	32.5
12:00:00	12	19.2	2	40.0
13:00:00	2	30.0	1	32.5
14:00:00	11	21.6	2	35.0
15:00:00	4	15.0	0	0.0
16:00:00	5	16.5	0	0.0
17:00:00	5	24.5	0	0.0
18:00:00	6	25.0	2	32.5
19:00:00	2	32.5	1	42.5
20:00:00	1	27.5	0	0.0
21:00:00	0	N/A	N/A	N/A
22:00:00	0	N/A	N/A	N/A
23:00:00	0	N/A	N/A	N/A
00:00:00	0	N/A	N/A	N/A
01:00:00	0	N/A	N/A	N/A
02:00:00	0	N/A	N/A	N/A
03:00:00	0	N/A	N/A	N/A
04:00:00	0	N/A	N/A	N/A
05:00:00	0	N/A	N/A	N/A
06:00:00	0	N/A	N/A	N/A
07:00:00	0	N/A	N/A	N/A
08:00:00	1	32.5	1	32.5
09:00:00	3	22.5	0	0.0
10:00:00	5	15.5	0	0.0
11:00:00	1	22.5	0	0.0
12:00:00	4	16.9	0	0.0
13:00:00	6	21.7	1	32.5
14:00:00	7	23.9	1	32.5
15:00:00	2	17.5	0	0.0
16:00:00	8	26.9	1	32.5
17:00:00	6	24.2	1	32.5
18:00:00	1	27.5	0	0.0
19:00:00	3	24.2	0	0.0
20:00:00	1	27.5	0	0.0
21:00:00	0	N/A	N/A	N/A
22:00:00	0	N/A	N/A	N/A
23:00:00	0	N/A	N/A	N/A
00:00:00	0	N/A	N/A	N/A
01:00:00	0	N/A	N/A	N/A
02:00:00	0	N/A	N/A	N/A
03:00:00	0	N/A	N/A	N/A
04:00:00	0	N/A	N/A	N/A
05:00:00	1	27.5	0	0.0
06:00:00	1	32.5	1	32.5

Summary of Violators
Tivetshall

from Sat-Jul-01-2023-12-00-AM to Sat-Jul-29-2023-08-59-AM

07:00:00	3	22.5	0	0.0
08:00:00	10	13.3	0	0.0
09:00:00	15	15.7	1	32.5
10:00:00	6	24.2	1	32.5
11:00:00	6	18.3	1	32.5
12:00:00	7	23.6	3	32.5
13:00:00	3	22.5	1	32.5
14:00:00	11	21.4	2	32.5
15:00:00	40	7.6	2	35.0
16:00:00	84	4.0	1	37.5
17:00:00	8	21.9	1	32.5
18:00:00	17	18.7	1	32.5
19:00:00	7	20.7	1	37.5
20:00:00	2	25.0	1	32.5
21:00:00	2	25.0	0	0.0
22:00:00	0	N/A	N/A	N/A
23:00:00	1	37.5	1	37.5
00:00:00	0	N/A	N/A	N/A
01:00:00	0	N/A	N/A	N/A
02:00:00	0	N/A	N/A	N/A
03:00:00	0	N/A	N/A	N/A
04:00:00	0	N/A	N/A	N/A
05:00:00	1	7.5	0	0.0
06:00:00	3	19.2	0	0.0
07:00:00	4	25.0	0	0.0
08:00:00	5	29.5	3	34.2
09:00:00	3	22.5	0	0.0
10:00:00	4	23.8	1	32.5
11:00:00	12	20.2	4	32.5
12:00:00	3	19.2	0	0.0
13:00:00	4	18.8	0	0.0
14:00:00	8	18.1	0	0.0
15:00:00	10	20.5	0	0.0
16:00:00	16	24.2	3	32.5
17:00:00	8	22.2	1	32.5
18:00:00	17	19.0	1	32.5
19:00:00	11	15.9	0	0.0
20:00:00	1	27.5	0	0.0
21:00:00	0	N/A	N/A	N/A
22:00:00	1	22.5	0	0.0
23:00:00	0	N/A	N/A	N/A
00:00:00	0	N/A	N/A	N/A
01:00:00	0	N/A	N/A	N/A
02:00:00	0	N/A	N/A	N/A
03:00:00	0	N/A	N/A	N/A
04:00:00	0	N/A	N/A	N/A
05:00:00	0	N/A	N/A	N/A
06:00:00	1	27.5	0	0.0
07:00:00	3	25.8	0	0.0

Summary of Violators
Tivetshall

from Sat-Jul-01-2023-12-00-AM to Sat-Jul-29-2023-08-59-AM

08:00:00	12	23.5	2	35.0
09:00:00	14	21.3	3	32.5
10:00:00	9	15.6	0	0.0
11:00:00	17	20.4	3	32.5
12:00:00	10	22.0	2	32.5
13:00:00	3	22.5	0	0.0
14:00:00	7	24.6	1	32.5
15:00:00	110	3.0	0	0.0
16:00:00	10	19.3	0	0.0
17:00:00	14	25.4	3	32.5
18:00:00	4	23.8	0	0.0
19:00:00	8	16.3	0	0.0
20:00:00	1	27.5	0	0.0
21:00:00	2	27.5	1	32.5
22:00:00	1	32.5	1	32.5
23:00:00	0	N/A	N/A	N/A
00:00:00	0	N/A	N/A	N/A
01:00:00	0	N/A	N/A	N/A
02:00:00	0	N/A	N/A	N/A
03:00:00	0	N/A	N/A	N/A
04:00:00	0	N/A	N/A	N/A
05:00:00	1	27.5	0	0.0
06:00:00	1	7.5	0	0.0
07:00:00	3	27.5	1	32.5
08:00:00	15	19.3	2	32.5
09:00:00	8	23.8	1	32.5
10:00:00	8	18.4	1	32.5
11:00:00	6	21.7	0	0.0
12:00:00	9	21.1	1	32.5
13:00:00	9	15.8	3	32.5
14:00:00	6	27.5	1	32.5
15:00:00	12	17.5	1	32.5
16:00:00	18	18.8	2	40.0
17:00:00	12	21.7	1	32.5
18:00:00	7	17.1	0	0.0
19:00:00	8	25.6	1	32.5
20:00:00	2	25.0	0	0.0
21:00:00	3	24.2	0	0.0
22:00:00	0	N/A	N/A	N/A
23:00:00	0	N/A	N/A	N/A
00:00:00	0	N/A	N/A	N/A
01:00:00	0	N/A	N/A	N/A
02:00:00	0	N/A	N/A	N/A
03:00:00	0	N/A	N/A	N/A
04:00:00	0	N/A	N/A	N/A
05:00:00	0	N/A	N/A	N/A
06:00:00	1	32.5	1	32.5
07:00:00	4	28.8	2	32.5
08:00:00	2	27.5	1	32.5

Summary of Violators
Tivetshall

from Sat-Jul-01-2023-12-00-AM to Sat-Jul-29-2023-08-59-AM

09:00:00	9	20.3	1	32.5
10:00:00	8	21.9	0	0.0
11:00:00	4	19.4	2	32.5
12:00:00	11	16.4	1	37.5
13:00:00	4	26.3	1	37.5
14:00:00	3	27.5	1	32.5
15:00:00	9	21.1	0	0.0
16:00:00	20	20.5	6	32.5
17:00:00	9	21.7	1	32.5
18:00:00	7	16.1	0	0.0
19:00:00	32	2.3	0	0.0
20:00:00	0	N/A	N/A	N/A
21:00:00	1	12.5	0	0.0
22:00:00	0	N/A	N/A	N/A
23:00:00	0	N/A	N/A	N/A
00:00:00	0	N/A	N/A	N/A
01:00:00	0	N/A	N/A	N/A
02:00:00	0	N/A	N/A	N/A
03:00:00	0	N/A	N/A	N/A
04:00:00	0	N/A	N/A	N/A
05:00:00	0	N/A	N/A	N/A
06:00:00	0	N/A	N/A	N/A
07:00:00	0	N/A	N/A	N/A
08:00:00	0	N/A	N/A	N/A
09:00:00	7	11.1	1	32.5
10:00:00	6	12.9	0	0.0
11:00:00	6	16.3	0	0.0
12:00:00	3	27.5	1	32.5
13:00:00	6	23.3	1	32.5
14:00:00	6	25.0	1	32.5
15:00:00	4	20.6	1	32.5
16:00:00	3	29.2	1	32.5
17:00:00	8	20.9	0	0.0
18:00:00	2	13.8	0	0.0
19:00:00	4	21.3	0	0.0
20:00:00	0	N/A	N/A	N/A
21:00:00	1	27.5	0	0.0
22:00:00	0	N/A	N/A	N/A
23:00:00	0	N/A	N/A	N/A
00:00:00	1	22.5	0	0.0
01:00:00	0	N/A	N/A	N/A
02:00:00	0	N/A	N/A	N/A
03:00:00	0	N/A	N/A	N/A
04:00:00	0	N/A	N/A	N/A
05:00:00	0	N/A	N/A	N/A
06:00:00	0	N/A	N/A	N/A
07:00:00	0	N/A	N/A	N/A
08:00:00	3	13.3	0	0.0
09:00:00	8	16.9	0	0.0

Summary of Violators
Tivetshall

from Sat-Jul-01-2023-12-00-AM to Sat-Jul-29-2023-08-59-AM

10:00:00	14	15.0	0	0.0
11:00:00	14	19.6	1	32.5
12:00:00	13	15.6	1	32.5
13:00:00	3	17.5	0	0.0
14:00:00	7	21.1	0	0.0
15:00:00	11	11.6	0	0.0
16:00:00	4	27.5	1	32.5
17:00:00	2	27.5	0	0.0
18:00:00	3	25.8	2	32.5
19:00:00	5	19.5	1	32.5
20:00:00	3	15.0	0	0.0
21:00:00	2	27.5	1	32.5
22:00:00	0	N/A	N/A	N/A
23:00:00	0	N/A	N/A	N/A
00:00:00	0	N/A	N/A	N/A
01:00:00	0	N/A	N/A	N/A
02:00:00	0	N/A	N/A	N/A
03:00:00	0	N/A	N/A	N/A
04:00:00	0	N/A	N/A	N/A
05:00:00	1	7.5	0	0.0
06:00:00	0	N/A	N/A	N/A
07:00:00	4	13.8	0	0.0
08:00:00	5	20.0	3	32.5
09:00:00	3	24.2	0	0.0
10:00:00	2	25.0	1	32.5
11:00:00	5	23.5	1	32.5
12:00:00	37	6.6	0	0.0
13:00:00	7	26.8	2	35.0
14:00:00	3	22.5	0	0.0
15:00:00	14	16.3	0	0.0
16:00:00	9	29.2	4	32.5
17:00:00	11	25.0	3	32.5
18:00:00	9	24.2	1	32.5
19:00:00	6	20.8	0	0.0
20:00:00	1	32.5	1	32.5
21:00:00	3	25.8	1	32.5
22:00:00	1	22.5	0	0.0
23:00:00	0	N/A	N/A	N/A
00:00:00	0	N/A	N/A	N/A
01:00:00	0	N/A	N/A	N/A
02:00:00	0	N/A	N/A	N/A
03:00:00	0	N/A	N/A	N/A
04:00:00	0	N/A	N/A	N/A
05:00:00	0	N/A	N/A	N/A
06:00:00	0	N/A	N/A	N/A
07:00:00	5	21.0	1	32.5
08:00:00	4	26.3	0	0.0
09:00:00	7	20.7	0	0.0
10:00:00	13	15.4	0	0.0

Summary of Violators
Tivetshall

from Sat-Jul-01-2023-12-00-AM to Sat-Jul-29-2023-08-59-AM

11:00:00	6	19.2	0	0.0
12:00:00	7	27.5	3	34.2
13:00:00	5	28.5	2	32.5
14:00:00	9	22.8	1	32.5
15:00:00	8	21.6	1	32.5
16:00:00	13	27.1	3	32.5
17:00:00	11	19.1	1	32.5
18:00:00	6	25.8	0	0.0
19:00:00	10	16.8	3	32.5
20:00:00	10	20.0	1	32.5
21:00:00	22	3.1	0	0.0
22:00:00	0	N/A	N/A	N/A
23:00:00	0	N/A	N/A	N/A
00:00:00	0	N/A	N/A	N/A
01:00:00	0	N/A	N/A	N/A
02:00:00	0	N/A	N/A	N/A
03:00:00	0	N/A	N/A	N/A
04:00:00	0	N/A	N/A	N/A
05:00:00	0	N/A	N/A	N/A
06:00:00	0	N/A	N/A	N/A
07:00:00	2	13.8	0	0.0
08:00:00	5	23.0	3	32.5
09:00:00	9	20.3	1	32.5
10:00:00	5	21.5	0	0.0
11:00:00	6	10.0	0	0.0
12:00:00	9	16.4	0	0.0
13:00:00	4	23.8	0	0.0
14:00:00	10	24.5	2	32.5
15:00:00	6	13.8	1	32.5
16:00:00	12	20.6	2	32.5
17:00:00	4	21.9	1	32.5
18:00:00	10	21.8	1	32.5
19:00:00	6	25.0	1	32.5
20:00:00	4	20.6	1	32.5
21:00:00	1	27.5	0	0.0
22:00:00	0	N/A	N/A	N/A
23:00:00	0	N/A	N/A	N/A
00:00:00	0	N/A	N/A	N/A
01:00:00	0	N/A	N/A	N/A
02:00:00	0	N/A	N/A	N/A
03:00:00	0	N/A	N/A	N/A
04:00:00	0	N/A	N/A	N/A
05:00:00	0	N/A	N/A	N/A
06:00:00	0	N/A	N/A	N/A
07:00:00	2	27.5	0	0.0
08:00:00	2	25.0	0	0.0
09:00:00	7	22.9	2	32.5
10:00:00	2	30.0	1	32.5
11:00:00	10	18.5	3	32.5

Summary of Violators
Tivetshall

from Sat-Jul-01-2023-12-00-AM to Sat-Jul-29-2023-08-59-AM

12:00:00	5	20.5	1	32.5
13:00:00	5	19.5	0	0.0
14:00:00	3	24.2	0	0.0
15:00:00	8	20.3	0	0.0
16:00:00	9	23.9	1	37.5
17:00:00	15	16.2	2	32.5
18:00:00	15	19.7	2	32.5
19:00:00	8	25.6	1	32.5
20:00:00	5	26.5	1	32.5
21:00:00	2	27.5	0	0.0
22:00:00	2	20.0	0	0.0
23:00:00	0	N/A	N/A	N/A
00:00:00	0	N/A	N/A	N/A
01:00:00	0	N/A	N/A	N/A
02:00:00	0	N/A	N/A	N/A
03:00:00	0	N/A	N/A	N/A
04:00:00	0	N/A	N/A	N/A
05:00:00	0	N/A	N/A	N/A
06:00:00	0	N/A	N/A	N/A
07:00:00	3	27.5	1	32.5
08:00:00	5	26.5	1	37.5
09:00:00	7	16.8	0	0.0
10:00:00	5	21.0	0	0.0
11:00:00	4	22.5	0	0.0
12:00:00	7	22.5	1	32.5
13:00:00	8	23.4	0	0.0
14:00:00	7	20.4	0	0.0
15:00:00	4	25.0	0	0.0
16:00:00	4	30.0	2	32.5
17:00:00	7	25.4	1	32.5
18:00:00	7	25.4	2	32.5
19:00:00	3	29.2	1	32.5
20:00:00	6	11.3	0	0.0
21:00:00	2	27.5	0	0.0
22:00:00	0	N/A	N/A	N/A
23:00:00	1	22.5	0	0.0

Incoming Histogram

Tivetshall

from Sat-Jul-01-2023-12-00-AM to Sat-Jul-29-2023-08-59-AM

Date	Starting Hr:min	<15	15 to <20	20 to <25	25 to <30	30 to <35	35 to <40	40 to <45	45 to <50	50 to <55	55 to <60	60 to <65	65 to <70	70 to <75	75 to <80	80 to <85	85 to <90	90 to <95	95 to <100	100 to >105	Total Counts	Avg Speed (MPH)	85pct Speed	10MPH Pace	% in pace	# of Speeders	% Speeders	
01/07/2023	00:00	0	0	0	0	0	0	0	0	0	0	0	0	0	0	0	0	0	0	0	0	0	0	*	*	*	*	
01/07/2023	01:00	0	0	0	0	0	0	0	0	0	0	0	0	0	0	0	0	0	0	0	0	0	0	*	*	*	*	
01/07/2023	02:00	0	0	0	0	0	0	0	0	0	0	0	0	0	0	0	0	0	0	0	0	0	0	*	*	*	*	
01/07/2023	03:00	0	0	0	0	0	0	0	0	0	0	0	0	0	0	0	0	0	0	0	0	0	0	*	*	*	*	
01/07/2023	04:00	0	0	0	0	0	0	0	0	0	0	0	0	0	0	0	0	0	0	0	0	0	0	*	*	*	*	
01/07/2023	05:00	0	0	0	0	0	0	0	0	0	0	0	0	0	0	0	0	0	0	0	0	0	0	*	*	*	*	
01/07/2023	06:00	0	0	0	0	0	0	0	0	0	0	0	0	0	0	0	0	0	0	0	0	0	0	*	*	*	*	
01/07/2023	07:00	0	0	0	0	0	0	0	0	0	0	0	0	0	0	0	0	0	0	0	0	0	0	*	*	*	*	
01/07/2023	08:00	0	0	0	1	0	0	0	0	0	0	0	0	0	0	0	0	0	0	0	0	1	27	30	20 to 30	100.0	*	*
01/07/2023	09:00	1	1	2	5	2	1	0	0	0	0	0	0	0	0	0	0	0	0	0	0	12	25.8	32.5	20 to 30	58.3	3	25.0
01/07/2023	10:00	0	0	4	3	1	0	0	0	0	0	0	0	0	0	0	0	0	0	0	0	8	25.4	30	20 to 30	87.5	1	12.5
01/07/2023	11:00	2	2	5	4	0	0	0	0	0	0	0	0	0	0	0	0	0	0	0	0	13	21.4	27.5	20 to 30	69.2	*	*
01/07/2023	12:00	0	0	0	1	0	0	0	0	0	0	0	0	0	0	0	0	0	0	0	0	1	27	30	20 to 30	100.0	*	*
01/07/2023	13:00	0	1	1	2	0	0	0	0	0	0	0	0	0	0	0	0	0	0	0	0	4	23.5	27.5	20 to 30	75.0	*	*
01/07/2023	14:00	0	2	0	1	0	0	0	0	0	0	0	0	0	0	0	0	0	0	0	0	3	20.7	30	10 to 20	66.7	*	*
01/07/2023	15:00	1	0	1	1	0	0	0	0	0	0	0	0	0	0	0	0	0	0	0	0	3	20.3	30	20 to 30	66.7	*	*
01/07/2023	16:00	0	0	2	3	0	0	0	0	0	0	0	0	0	0	0	0	0	0	0	0	5	25	28.3	20 to 30	100.0	*	*
01/07/2023	17:00	2	0	1	4	0	0	0	0	0	0	0	0	0	0	0	0	0	0	0	0	7	20.7	28.8	20 to 30	71.4	*	*
01/07/2023	18:00	0	0	1	2	0	0	0	0	0	0	0	0	0	0	0	0	0	0	0	0	3	25.3	30	20 to 30	100.0	*	*
01/07/2023	19:00	0	1	0	2	0	0	0	0	0	0	0	0	0	0	0	0	0	0	0	0	3	23.7	30	20 to 30	66.7	*	*
01/07/2023	20:00	0	0	1	2	0	0	0	0	0	0	0	0	0	0	0	0	0	0	0	0	3	25.7	30	20 to 30	100.0	*	*
01/07/2023	21:00	0	0	1	1	0	0	0	0	0	0	0	0	0	0	0	0	0	0	0	0	2	24.5	30	20 to 30	100.0	*	*
01/07/2023	22:00	0	0	1	0	0	0	0	0	0	0	0	0	0	0	0	0	0	0	0	0	1	22	25	15 to 25	100.0	*	*
01/07/2023	23:00	0	0	0	1	0	0	0	0	0	0	0	0	0	0	0	0	0	0	0	0	1	27	30	20 to 30	100.0	*	*
24 Hr Summary		6	7	20	33	3	1	0	0	0	0	0	0	0	0	0	0	0	0	0	70	23.6	29.1	20 to 30	75.7	4	5.7	

Incoming Histogram

Tivetshall

from Sat-Jul-01-2023-12-00-AM to Sat-Jul-29-2023-08-59-AM

Date	Starting Hr:min	<15	15 to <20	20 to <25	25 to <30	30 to <35	35 to <40	40 to <45	45 to <50	50 to <55	55 to <60	60 to <65	65 to <70	70 to <75	75 to <80	80 to <85	85 to <90	90 to <95	95 to <100	100 to >105	Total Counts	Avg Speed (MPH)	85pct Speed	10MPH Pace	% in pace	# of Speeders	% Speeders	
02/07/2023	00:00	0	0	0	0	0	0	0	0	0	0	0	0	0	0	0	0	0	0	0	0	0	0	*	*	*	*	
02/07/2023	01:00	0	0	0	0	0	0	0	0	0	0	0	0	0	0	0	0	0	0	0	0	0	0	*	*	*	*	
02/07/2023	02:00	0	0	0	0	0	0	0	0	0	0	0	0	0	0	0	0	0	0	0	0	0	0	*	*	*	*	
02/07/2023	03:00	0	0	0	0	0	0	0	0	0	0	0	0	0	0	0	0	0	0	0	0	0	0	*	*	*	*	
02/07/2023	04:00	0	0	0	0	0	0	0	0	0	0	0	0	0	0	0	0	0	0	0	0	0	0	*	*	*	*	
02/07/2023	05:00	0	0	0	0	0	0	0	0	0	0	0	0	0	0	0	0	0	0	0	0	0	0	*	*	*	*	
02/07/2023	06:00	0	0	0	0	0	0	0	0	0	0	0	0	0	0	0	0	0	0	0	0	0	0	*	*	*	*	
02/07/2023	07:00	0	0	0	0	0	0	0	0	0	0	0	0	0	0	0	0	0	0	0	0	0	0	*	*	*	*	
02/07/2023	08:00	0	0	0	1	0	0	0	0	0	0	0	0	0	0	0	0	0	0	0	0	1	27	30	20 to 30	100.0	*	*
02/07/2023	09:00	0	3	1	2	0	0	0	0	0	0	0	0	0	0	0	0	0	0	0	0	6	21.3	27.5	15 to 25	66.7	*	*
02/07/2023	10:00	22	0	1	5	0	0	0	0	0	0	0	0	0	0	0	0	0	0	0	0	28	13.4	26	5 to 15	78.6	*	*
02/07/2023	11:00	0	0	2	1	2	0	0	0	0	0	0	0	0	0	0	0	0	0	0	0	5	27.2	32.5	20 to 30	60.0	2	40.0
02/07/2023	12:00	1	1	0	1	0	0	0	0	0	0	0	0	0	0	0	0	0	0	0	0	3	18.7	30	10 to 20	66.7	*	*
02/07/2023	13:00	0	0	1	2	0	0	0	0	0	0	0	0	0	0	0	0	0	0	0	0	3	25.3	30	20 to 30	100.0	*	*
02/07/2023	14:00	1	0	3	2	1	0	0	0	0	0	0	0	0	0	0	0	0	0	0	0	7	22.9	30	20 to 30	71.4	1	14.3
02/07/2023	15:00	0	0	1	4	0	0	0	0	0	0	0	0	0	0	0	0	0	0	0	0	5	26.2	28.8	20 to 30	100.0	*	*
02/07/2023	16:00	0	0	2	1	0	0	0	0	0	0	0	0	0	0	0	0	0	0	0	0	3	23.7	30	20 to 30	100.0	*	*
02/07/2023	17:00	0	1	0	2	1	0	0	0	0	0	0	0	0	0	0	0	0	0	0	0	4	25.8	30	25 to 35	75.0	1	25.0
02/07/2023	18:00	0	1	0	1	2	0	0	0	0	0	0	0	0	0	0	0	0	0	0	0	4	27	32.5	25 to 35	75.0	2	50.0
02/07/2023	19:00	1	0	4	3	1	0	0	0	0	0	0	0	0	0	0	0	0	0	0	0	9	23.3	30	20 to 30	77.8	1	11.1
02/07/2023	20:00	0	0	1	2	0	0	0	0	0	0	0	0	0	0	0	0	0	0	0	0	3	25.3	30	20 to 30	100.0	*	*
02/07/2023	21:00	0	0	1	0	0	0	0	0	0	0	0	0	0	0	0	0	0	0	0	0	1	22	25	15 to 25	100.0	*	*
02/07/2023	22:00	0	0	0	0	0	0	0	0	0	0	0	0	0	0	0	0	0	0	0	0	0	0	*	*	*	*	
02/07/2023	23:00	0	0	0	0	1	1	0	0	0	0	0	0	0	0	0	0	0	0	0	0	2	34.5	40	30 to 40	100.0	2	100.0
24 Hr Summary		25	6	17	27	8	1	0	0	0	0	0	0	0	0	0	0	0	0	0	84	20.8	29.3	20 to 30	52.4	9	10.7	

Incoming Histogram

Tivetshall

from Sat-Jul-01-2023-12-00-AM to Sat-Jul-29-2023-08-59-AM

Date	Starting Hr:min	<15	15 to <20	20 to <25	25 to <30	30 to <35	35 to <40	40 to <45	45 to <50	50 to <55	55 to <60	60 to <65	65 to <70	70 to <75	75 to <80	80 to <85	85 to <90	90 to <95	95 to <100	100 to >105	Total Counts	Avg Speed (MPH)	85pct Speed	10MPH Pace	% in pace	# of Speeders	% Speeders	
03/07/2023	00:00	0	0	0	0	0	0	0	0	0	0	0	0	0	0	0	0	0	0	0	0	0	0	*	*	*	*	
03/07/2023	01:00	0	0	0	0	0	0	0	0	0	0	0	0	0	0	0	0	0	0	0	0	0	0	*	*	*	*	
03/07/2023	02:00	0	0	0	0	0	0	0	0	0	0	0	0	0	0	0	0	0	0	0	0	0	0	*	*	*	*	
03/07/2023	03:00	0	0	0	0	0	0	0	0	0	0	0	0	0	0	0	0	0	0	0	0	0	0	*	*	*	*	
03/07/2023	04:00	0	0	0	0	0	0	0	0	0	0	0	0	0	0	0	0	0	0	0	0	0	0	*	*	*	*	
03/07/2023	05:00	0	0	0	0	0	0	0	0	0	0	0	0	0	0	0	0	0	0	0	0	0	0	*	*	*	*	
03/07/2023	06:00	1	0	0	1	0	0	0	0	0	0	0	0	0	0	0	0	0	0	0	0	2	19.5	30	5 to 15	50.0	*	*
03/07/2023	07:00	0	0	0	2	0	0	0	0	0	0	0	0	0	0	0	0	0	0	0	0	2	27	30	20 to 30	100.0	*	*
03/07/2023	08:00	4	2	6	0	1	0	0	0	0	0	0	0	0	0	0	0	0	0	0	0	13	18.7	24.2	15 to 25	61.5	1	7.7
03/07/2023	09:00	0	1	1	3	1	0	0	0	0	0	0	0	0	0	0	0	0	0	0	0	6	25.3	30	20 to 30	66.7	1	16.7
03/07/2023	10:00	2	1	1	2	2	0	0	0	0	0	0	0	0	0	0	0	0	0	0	0	8	21.6	32.5	25 to 35	50.0	2	25.0
03/07/2023	11:00	1	3	4	0	0	0	0	0	0	0	0	0	0	0	0	0	0	0	0	0	8	19	23.8	15 to 25	87.5	*	*
03/07/2023	12:00	4	2	2	1	0	0	0	0	0	0	0	0	0	0	0	0	0	0	0	0	9	16.1	25	5 to 15	44.4	*	*
03/07/2023	13:00	2	1	3	4	1	0	0	0	0	0	0	0	0	0	0	0	0	0	0	0	11	22.5	28.8	20 to 30	63.6	1	9.1
03/07/2023	14:00	0	0	2	1	2	0	0	0	0	0	0	0	0	0	0	0	0	0	0	0	5	27.2	32.5	20 to 30	60.0	2	40.0
03/07/2023	15:00	1	0	5	4	3	0	0	0	0	0	0	0	0	0	0	0	0	0	0	0	13	25.2	31.7	20 to 30	69.2	3	23.1
03/07/2023	16:00	3	1	7	9	2	0	0	0	0	0	0	0	0	0	0	0	0	0	0	0	22	22.9	29.4	20 to 30	72.7	2	9.1
03/07/2023	17:00	1	0	3	1	2	0	0	0	0	0	0	0	0	0	0	0	0	0	0	0	7	23.4	32.5	20 to 30	57.1	2	28.6
03/07/2023	18:00	0	2	4	1	2	1	0	0	0	0	0	0	0	0	0	0	0	0	0	0	10	25	32.5	15 to 25	60.0	3	30.0
03/07/2023	19:00	45	0	1	1	0	0	0	0	0	0	0	0	0	0	0	0	0	0	0	0	47	9.7	13.2	5 to 15	95.7	*	*
03/07/2023	20:00	0	1	0	0	0	0	0	0	0	0	0	0	0	0	0	0	0	0	0	0	1	17	20	10 to 20	100.0	*	*
03/07/2023	21:00	0	1	1	0	1	0	0	0	0	0	0	0	0	0	0	0	0	0	0	0	3	23.7	35	15 to 25	66.7	1	33.3
03/07/2023	22:00	0	0	0	1	0	0	0	0	0	0	0	0	0	0	0	0	0	0	0	0	1	27	30	20 to 30	100.0	*	*
03/07/2023	23:00	0	0	0	0	0	0	0	0	0	0	0	0	0	0	0	0	0	0	0	0	0	0	*	*	*	*	
24 Hr Summary		64	15	40	31	17	1	0	0	0	0	0	0	0	0	0	0	0	0	0	0	168	18.8	28.9	20 to 30	42.3	18	10.7

Incoming Histogram

Tivetshall

from Sat-Jul-01-2023-12-00-AM to Sat-Jul-29-2023-08-59-AM

Date	Starting Hr:min	<15	15 to <20	20 to <25	25 to <30	30 to <35	35 to <40	40 to <45	45 to <50	50 to <55	55 to <60	60 to <65	65 to <70	70 to <75	75 to <80	80 to <85	85 to <90	90 to <95	95 to <100	100 to >105	Total Counts	Avg Speed (MPH)	85pct Speed	10MPH Pace	% in pace	# of Speeders	% Speeders	
04/07/2023	00:00	0	0	0	0	0	0	0	0	0	0	0	0	0	0	0	0	0	0	0	0	0	0	*	*	*	*	
04/07/2023	01:00	0	0	0	0	0	0	0	0	0	0	0	0	0	0	0	0	0	0	0	0	0	0	*	*	*	*	
04/07/2023	02:00	0	0	0	0	0	0	0	0	0	0	0	0	0	0	0	0	0	0	0	0	0	0	*	*	*	*	
04/07/2023	03:00	0	0	0	0	0	0	0	0	0	0	0	0	0	0	0	0	0	0	0	0	0	0	*	*	*	*	
04/07/2023	04:00	0	0	0	0	0	0	0	0	0	0	0	0	0	0	0	0	0	0	0	0	0	0	*	*	*	*	
04/07/2023	05:00	0	0	0	0	0	0	0	0	0	0	0	0	0	0	0	0	0	0	0	0	0	0	*	*	*	*	
04/07/2023	06:00	0	1	0	1	0	0	0	0	0	0	0	0	0	0	0	0	0	0	0	0	2	22	30	10 to 20	50.0	*	*
04/07/2023	07:00	1	0	2	1	1	0	0	0	0	0	0	0	0	0	0	0	0	0	0	0	5	23.2	30	20 to 30	60.0	1	20.0
04/07/2023	08:00	0	0	3	2	1	0	1	0	0	0	0	0	0	0	0	0	0	0	0	0	7	27.9	35	20 to 30	71.4	2	28.6
04/07/2023	09:00	1	1	1	3	0	0	0	0	0	0	0	0	0	0	0	0	0	0	0	0	6	22	28.3	20 to 30	66.7	*	*
04/07/2023	10:00	0	1	3	7	0	0	0	0	0	0	0	0	0	0	0	0	0	0	0	0	11	25	28.6	20 to 30	90.9	*	*
04/07/2023	11:00	0	0	0	1	3	1	0	0	0	0	0	0	0	0	0	0	0	0	0	0	5	32	35	25 to 35	80.0	4	80.0
04/07/2023	12:00	1	1	1	1	0	0	0	0	0	0	0	0	0	0	0	0	0	0	0	0	4	18.3	25	15 to 25	50.0	*	*
04/07/2023	13:00	0	1	1	3	0	0	0	0	0	0	0	0	0	0	0	0	0	0	0	0	5	24.2	28.3	20 to 30	80.0	*	*
04/07/2023	14:00	1	2	3	1	1	0	0	0	0	0	0	0	0	0	0	0	0	0	0	0	8	21.4	30	15 to 25	62.5	1	12.5
04/07/2023	15:00	1	2	3	3	2	0	0	0	0	0	0	0	0	0	0	0	0	0	0	0	11	23.4	30	20 to 30	54.5	2	18.2
04/07/2023	16:00	2	1	5	7	1	1	0	0	0	0	0	0	0	0	0	0	0	0	0	0	17	23.7	29.3	20 to 30	70.6	2	11.8
04/07/2023	17:00	0	0	2	4	1	0	0	0	0	0	0	0	0	0	0	0	0	0	0	0	7	26.3	30	20 to 30	85.7	1	14.3
04/07/2023	18:00	4	3	2	5	4	0	0	0	0	0	0	0	0	0	0	0	0	0	0	0	18	22.7	31.2	25 to 35	50.0	4	22.2
04/07/2023	19:00	0	0	0	0	0	0	0	0	0	0	0	0	0	0	0	0	0	0	0	0	0	0	*	*	*	*	
04/07/2023	20:00	1	0	0	0	0	0	0	0	0	0	0	0	0	0	0	0	0	0	0	0	1	12	15	5 to 15	100.0	*	*
04/07/2023	21:00	0	0	0	1	0	0	0	0	0	0	0	0	0	0	0	0	0	0	0	0	1	27	30	20 to 30	100.0	*	*
04/07/2023	22:00	126	0	0	0	0	0	0	0	0	0	0	0	0	0	0	0	0	0	0	0	126	7.5	9.2	0 to 10	100.0	*	*
04/07/2023	23:00	85	0	0	0	0	0	0	0	0	0	0	0	0	0	0	0	0	0	0	0	85	7.6	9.4	5 to 15	100.0	*	*
24 Hr Summary		223	13	26	40	14	2	1	0	0	0	0	0	0	0	0	0	0	0	0	0	319	13.1	26.1	5 to 15	69.9	17	5.3

Incoming Histogram

Tivetshall

from Sat-Jul-01-2023-12-00-AM to Sat-Jul-29-2023-08-59-AM

Date	Starting Hr:min	<15	15 to <20	20 to <25	25 to <30	30 to <35	35 to <40	40 to <45	45 to <50	50 to <55	55 to <60	60 to <65	65 to <70	70 to <75	75 to <80	80 to <85	85 to <90	90 to <95	95 to <100	100 to >105	Total Counts	Avg Speed (MPH)	85pct Speed	10MPH Pace	% in pace	# of Speeders	% Speeders	
05/07/2023	00:00	127	0	0	0	0	0	0	0	0	0	0	0	0	0	0	0	0	0	0	0	127	7.9	9.7	5 to 15	100.0	*	*
05/07/2023	01:00	483	1	0	0	0	0	0	0	0	0	0	0	0	0	0	0	0	0	0	0	484	9.3	13	5 to 15	99.8	*	*
05/07/2023	02:00	464	0	0	0	0	0	0	0	0	0	0	0	0	0	0	0	0	0	0	0	464	9	12.5	5 to 15	100.0	*	*
05/07/2023	03:00	283	0	0	0	0	0	0	0	0	0	0	0	0	0	0	0	0	0	0	0	283	8.5	11.4	5 to 15	100.0	*	*
05/07/2023	04:00	77	0	0	1	0	0	0	0	0	0	0	0	0	0	0	0	0	0	0	0	78	8.1	9.6	5 to 15	98.7	*	*
05/07/2023	05:00	0	0	0	0	0	0	0	0	0	0	0	0	0	0	0	0	0	0	0	0	0	0	0	*	*	*	*
05/07/2023	06:00	0	0	0	0	0	0	0	0	0	0	0	0	0	0	0	0	0	0	0	0	0	0	0	*	*	*	*
05/07/2023	07:00	0	0	2	2	1	0	0	0	0	0	0	0	0	0	0	0	0	0	0	0	5	26	30	20 to 30	80.0	1	20.0
05/07/2023	08:00	1	3	2	3	1	0	0	0	0	0	0	0	0	0	0	0	0	0	0	0	10	22.1	28.3	15 to 25	50.0	1	10.0
05/07/2023	09:00	1	0	9	9	0	0	0	0	0	0	0	0	0	0	0	0	0	0	0	0	19	24.2	28.3	20 to 30	94.7	*	*
05/07/2023	10:00	1	3	2	0	2	0	0	0	0	0	0	0	0	0	0	0	0	0	0	0	8	20.8	32.5	15 to 25	62.5	2	25.0
05/07/2023	11:00	3	6	1	1	1	0	0	0	0	0	0	0	0	0	0	0	0	0	0	0	12	18	25	10 to 20	66.7	1	8.3
05/07/2023	12:00	0	0	3	3	1	0	0	0	0	0	0	0	0	0	0	0	0	0	0	0	7	25.7	30	20 to 30	85.7	1	14.3
05/07/2023	13:00	4	1	2	2	0	1	0	0	0	0	0	0	0	0	0	0	0	0	0	0	10	18.2	27.5	0 to 10	40.0	1	10.0
05/07/2023	14:00	0	3	4	1	1	0	0	0	0	0	0	0	0	0	0	0	0	0	0	0	9	22.1	30	15 to 25	77.8	1	11.1
05/07/2023	15:00	0	1	1	5	2	0	0	0	0	0	0	0	0	0	0	0	0	0	0	0	9	26.4	32.5	25 to 35	77.8	2	22.2
05/07/2023	16:00	1	1	1	5	1	0	0	0	0	0	0	0	0	0	0	0	0	0	0	0	9	23.8	30	20 to 30	66.7	1	11.1
05/07/2023	17:00	0	2	0	6	3	0	0	0	0	0	0	0	0	0	0	0	0	0	0	0	11	26.6	31.7	25 to 35	81.8	3	27.3
05/07/2023	18:00	0	0	4	6	1	0	0	0	0	0	0	0	0	0	0	0	0	0	0	0	11	25.7	29.2	20 to 30	90.9	1	9.1
05/07/2023	19:00	0	2	2	4	0	0	0	0	0	0	0	0	0	0	0	0	0	0	0	0	8	23.6	28.8	20 to 30	75.0	*	*
05/07/2023	20:00	0	0	2	0	0	0	0	0	0	0	0	0	0	0	0	0	0	0	0	0	2	22.5	25	15 to 25	100.0	*	*
05/07/2023	21:00	0	0	0	0	0	0	0	0	0	0	0	0	0	0	0	0	0	0	0	0	0	0	0	*	*	*	*
05/07/2023	22:00	0	0	0	1	0	0	1	0	0	0	0	0	0	0	0	0	0	0	0	0	2	34.5	45	20 to 30	50.0	1	50.0
05/07/2023	23:00	0	0	0	0	0	0	0	0	0	0	0	0	0	0	0	0	0	0	0	0	0	0	0	*	*	*	*
24 Hr Summary		1445	23	35	49	14	1	1	0	0	0	0	0	0	0	0	0	0	0	0	0	1568	10.1	13.6	5 to 15	92.2	16	1.0

Incoming Histogram

Tivetshall

from Sat-Jul-01-2023-12-00-AM to Sat-Jul-29-2023-08-59-AM

Date	Starting Hr:min	<15	15 to <20	20 to <25	25 to <30	30 to <35	35 to <40	40 to <45	45 to <50	50 to <55	55 to <60	60 to <65	65 to <70	70 to <75	75 to <80	80 to <85	85 to <90	90 to <95	95 to <100	100 to >105	Total Counts	Avg Speed (MPH)	85pct Speed	10MPH Pace	% in pace	# of Speeders	% Speeders	
06/07/2023	00:00	0	0	0	0	0	0	0	0	0	0	0	0	0	0	0	0	0	0	0	0	0	0	*	*	*	*	
06/07/2023	01:00	0	0	0	0	0	0	0	0	0	0	0	0	0	0	0	0	0	0	0	0	0	0	*	*	*	*	
06/07/2023	02:00	0	0	0	0	0	0	0	0	0	0	0	0	0	0	0	0	0	0	0	0	0	0	*	*	*	*	
06/07/2023	03:00	0	0	0	0	0	0	0	0	0	0	0	0	0	0	0	0	0	0	0	0	0	0	*	*	*	*	
06/07/2023	04:00	0	0	0	0	0	0	0	0	0	0	0	0	0	0	0	0	0	0	0	0	0	0	*	*	*	*	
06/07/2023	05:00	0	0	0	0	0	0	0	0	0	0	0	0	0	0	0	0	0	0	0	0	0	0	*	*	*	*	
06/07/2023	06:00	0	0	0	1	0	0	0	0	0	0	0	0	0	0	0	0	0	0	0	0	1	27	30	20 to 30	100.0	*	*
06/07/2023	07:00	0	0	1	1	1	0	0	0	0	0	0	0	0	0	0	0	0	0	0	0	3	27	35	20 to 30	66.7	1	33.3
06/07/2023	08:00	2	0	4	3	1	0	0	0	0	0	0	0	0	0	0	0	0	0	0	0	10	21.7	28.3	20 to 30	70.0	1	10.0
06/07/2023	09:00	0	1	0	1	5	0	0	0	0	0	0	0	0	0	0	0	0	0	0	0	7	29.3	34	25 to 35	85.7	5	71.4
06/07/2023	10:00	1	3	1	3	1	0	0	0	0	0	0	0	0	0	0	0	0	0	0	0	9	21.6	30	15 to 25	44.4	1	11.1
06/07/2023	11:00	0	0	1	5	2	0	0	0	0	0	0	0	0	0	0	0	0	0	0	0	8	27.8	32.5	25 to 35	87.5	2	25.0
06/07/2023	12:00	1	0	3	4	1	0	0	0	0	0	0	0	0	0	0	0	0	0	0	0	9	23.9	30	20 to 30	77.8	1	11.1
06/07/2023	13:00	2	1	0	2	0	0	0	0	0	0	0	0	0	0	0	0	0	0	0	0	5	18	27.5	5 to 15	40.0	*	*
06/07/2023	14:00	1	1	2	3	0	0	0	0	0	0	0	0	0	0	0	0	0	0	0	0	7	22	28.3	20 to 30	71.4	*	*
06/07/2023	15:00	0	0	5	2	1	0	0	0	0	0	0	0	0	0	0	0	0	0	0	0	8	24.5	30	20 to 30	87.5	1	12.5
06/07/2023	16:00	1	0	4	3	2	0	0	0	0	0	0	0	0	0	0	0	0	0	0	0	10	24	30	20 to 30	70.0	2	20.0
06/07/2023	17:00	1	1	2	1	1	0	0	0	0	0	0	0	0	0	0	0	0	0	0	0	6	22	30	15 to 25	50.0	1	16.7
06/07/2023	18:00	2	2	1	10	2	0	0	0	0	0	0	0	0	0	0	0	0	0	0	0	17	24.1	29.5	25 to 35	70.6	2	11.8
06/07/2023	19:00	0	0	2	4	0	1	0	0	0	0	0	0	0	0	0	0	0	0	0	0	7	27.1	30	20 to 30	85.7	1	14.3
06/07/2023	20:00	0	0	0	0	1	0	0	0	0	0	0	0	0	0	0	0	0	0	0	0	1	32	35	25 to 35	100.0	1	100.0
06/07/2023	21:00	1	0	2	2	0	0	0	0	0	0	0	0	0	0	0	0	0	0	0	0	5	22	27.5	20 to 30	80.0	*	*
06/07/2023	22:00	0	0	1	1	0	0	0	0	0	0	0	0	0	0	0	0	0	0	0	0	2	24.5	30	20 to 30	100.0	*	*
06/07/2023	23:00	0	0	2	0	0	0	0	0	0	0	0	0	0	0	0	0	0	0	0	0	2	22	25	15 to 25	100.0	*	*
24 Hr Summary		12	9	31	46	18	1	0	0	0	0	0	0	0	0	0	0	0	0	0	0	117	24	30.3	20 to 30	65.8	19	16.2

Incoming Histogram

Tivetshall

from Sat-Jul-01-2023-12-00-AM to Sat-Jul-29-2023-08-59-AM

Date	Starting Hr:min	<15	15 to <20	20 to <25	25 to <30	30 to <35	35 to <40	40 to <45	45 to <50	50 to <55	55 to <60	60 to <65	65 to <70	70 to <75	75 to <80	80 to <85	85 to <90	90 to <95	95 to <100	100 to >105	Total Counts	Avg Speed (MPH)	85pct Speed	10MPH Pace	% in pace	# of Speeders	% Speeders	
07/07/2023	00:00	0	1	0	0	0	0	0	0	0	0	0	0	0	0	0	0	0	0	0	0	1	17	20	10 to 20	100.0	*	*
07/07/2023	01:00	0	0	0	0	0	0	0	0	0	0	0	0	0	0	0	0	0	0	0	0	0	0	0	*	*	*	*
07/07/2023	02:00	0	0	0	0	0	0	0	0	0	0	0	0	0	0	0	0	0	0	0	0	0	0	0	*	*	*	*
07/07/2023	03:00	0	0	0	0	0	0	0	0	0	0	0	0	0	0	0	0	0	0	0	0	0	0	0	*	*	*	*
07/07/2023	04:00	0	0	0	0	0	0	0	0	0	0	0	0	0	0	0	0	0	0	0	0	0	0	0	*	*	*	*
07/07/2023	05:00	0	0	0	0	0	0	0	0	0	0	0	0	0	0	0	0	0	0	0	0	0	0	0	*	*	*	*
07/07/2023	06:00	0	0	0	1	0	0	0	0	0	0	0	0	0	0	0	0	0	0	0	0	1	27	30	20 to 30	100.0	*	*
07/07/2023	07:00	0	0	0	1	1	0	0	0	0	0	0	0	0	0	0	0	0	0	0	0	2	29.5	35	25 to 35	100.0	1	50.0
07/07/2023	08:00	0	0	2	3	1	1	0	0	0	0	0	0	0	0	0	0	0	0	0	7	27.9	35	20 to 30	71.4	2	28.6	
07/07/2023	09:00	0	0	4	2	0	1	0	0	0	0	0	0	0	0	0	0	0	0	0	7	25.6	30	20 to 30	85.7	1	14.3	
07/07/2023	10:00	0	0	2	1	1	0	0	0	0	0	0	0	0	0	0	0	0	0	0	4	25.8	30	20 to 30	75.0	1	25.0	
07/07/2023	11:00	0	1	4	0	0	0	0	0	0	0	0	0	0	0	0	0	0	0	0	5	21	23.8	15 to 25	100.0	*	*	
07/07/2023	12:00	1	1	2	4	1	0	0	0	0	0	0	0	0	0	0	0	0	0	0	9	23.2	30	20 to 30	66.7	1	11.1	
07/07/2023	13:00	1	1	0	2	0	0	0	0	0	0	0	0	0	0	0	0	0	0	0	4	20.8	27.5	10 to 20	50.0	*	*	
07/07/2023	14:00	0	0	3	2	0	0	0	0	0	0	0	0	0	0	0	0	0	0	0	5	24	27.5	20 to 30	100.0	*	*	
07/07/2023	15:00	0	2	3	4	2	0	0	0	0	0	0	0	0	0	0	0	0	0	0	11	24.7	30	20 to 30	63.6	2	18.2	
07/07/2023	16:00	1	3	1	4	4	0	0	0	0	0	0	0	0	0	0	0	0	0	0	13	24.8	32.5	25 to 35	61.5	4	30.8	
07/07/2023	17:00	1	2	5	6	1	0	0	0	0	0	0	0	0	0	0	0	0	0	0	15	23.2	29.2	20 to 30	73.3	1	6.7	
07/07/2023	18:00	0	2	2	6	3	0	0	0	0	0	0	0	0	0	0	0	0	0	0	13	26	31.7	25 to 35	69.2	3	23.1	
07/07/2023	19:00	1	0	1	4	0	0	0	0	0	0	0	0	0	0	0	0	0	0	0	6	23.7	28.8	20 to 30	83.3	*	*	
07/07/2023	20:00	2	1	2	2	0	0	0	0	0	0	0	0	0	0	0	0	0	0	0	7	20	27.5	20 to 30	57.1	*	*	
07/07/2023	21:00	0	0	0	1	0	0	0	0	0	0	0	0	0	0	0	0	0	0	0	1	27	30	20 to 30	100.0	*	*	
07/07/2023	22:00	0	0	0	0	0	0	0	0	0	0	0	0	0	0	0	0	0	0	0	0	0	0	*	*	*	*	
07/07/2023	23:00	0	0	0	0	0	0	0	0	0	0	0	0	0	0	0	0	0	0	0	0	0	0	*	*	*	*	
24 Hr Summary		7	14	31	43	14	2	0	0	0	0	0	0	0	0	0	0	0	0	0	111	24.2	29.9	20 to 30	66.7	16	14.4	

Incoming Histogram

Tivetshall

from Sat-Jul-01-2023-12-00-AM to Sat-Jul-29-2023-08-59-AM

Date	Starting Hr:min	<15	15 to <20	20 to <25	25 to <30	30 to <35	35 to <40	40 to <45	45 to <50	50 to <55	55 to <60	60 to <65	65 to <70	70 to <75	75 to <80	80 to <85	85 to <90	90 to <95	95 to <100	100 to >105	Total Counts	Avg Speed (MPH)	85pct Speed	10MPH Pace	% in pace	# of Speeders	% Speeders	
08/07/2023	00:00	0	0	0	0	0	0	0	0	0	0	0	0	0	0	0	0	0	0	0	0	0	0	*	*	*	*	
08/07/2023	01:00	0	0	0	0	0	0	0	0	0	0	0	0	0	0	0	0	0	0	0	0	0	0	*	*	*	*	
08/07/2023	02:00	0	0	0	0	0	0	0	0	0	0	0	0	0	0	0	0	0	0	0	0	0	0	*	*	*	*	
08/07/2023	03:00	0	0	0	0	0	0	0	0	0	0	0	0	0	0	0	0	0	0	0	0	0	0	*	*	*	*	
08/07/2023	04:00	0	0	0	1	0	0	0	0	0	0	0	0	0	0	0	0	0	0	0	0	1	27	30	20 to 30	100.0	*	*
08/07/2023	05:00	0	0	0	0	0	0	0	0	0	0	0	0	0	0	0	0	0	0	0	0	0	0	*	*	*	*	
08/07/2023	06:00	0	0	0	0	0	0	0	0	0	0	0	0	0	0	0	0	0	0	0	0	0	0	*	*	*	*	
08/07/2023	07:00	0	0	0	0	0	0	0	0	0	0	0	0	0	0	0	0	0	0	0	0	0	0	*	*	*	*	
08/07/2023	08:00	0	0	2	2	0	0	0	0	0	0	0	0	0	0	0	0	0	0	0	0	4	24.5	27.5	20 to 30	100.0	*	*
08/07/2023	09:00	3	0	3	2	1	0	0	0	0	0	0	0	0	0	0	0	0	0	0	0	9	20.4	30	20 to 30	55.6	1	11.1
08/07/2023	10:00	4	3	4	3	0	0	0	0	0	0	0	0	0	0	0	0	0	0	0	0	14	18.6	26.7	15 to 25	50.0	*	*
08/07/2023	11:00	0	1	2	1	0	0	0	0	0	0	0	0	0	0	0	0	0	0	0	0	4	22	25	15 to 25	75.0	*	*
08/07/2023	12:00	0	0	1	2	1	0	0	0	0	0	0	0	0	0	0	0	0	0	0	0	4	27	30	20 to 30	75.0	1	25.0
08/07/2023	13:00	0	0	0	3	0	0	0	0	0	0	0	0	0	0	0	0	0	0	0	0	3	27	30	20 to 30	100.0	*	*
08/07/2023	14:00	0	0	2	1	1	0	0	0	0	0	0	0	0	0	0	0	0	0	0	0	4	25.8	30	20 to 30	75.0	1	25.0
08/07/2023	15:00	1	0	0	2	1	0	0	0	0	0	0	0	0	0	0	0	0	0	0	0	4	24.5	30	25 to 35	75.0	1	25.0
08/07/2023	16:00	0	0	1	3	0	0	0	0	0	0	0	0	0	0	0	0	0	0	0	0	4	25.8	28.3	20 to 30	100.0	*	*
08/07/2023	17:00	0	2	3	1	0	0	0	0	0	0	0	0	0	0	0	0	0	0	0	0	6	21.2	25	15 to 25	83.3	*	*
08/07/2023	18:00	1	0	4	3	0	0	0	0	0	0	0	0	0	0	0	0	0	0	0	0	8	22.8	28.3	20 to 30	87.5	*	*
08/07/2023	19:00	0	1	0	2	0	0	0	0	0	0	0	0	0	0	0	0	0	0	0	0	3	23.7	30	20 to 30	66.7	*	*
08/07/2023	20:00	0	0	2	2	0	0	0	0	0	0	0	0	0	0	0	0	0	0	0	0	4	24.5	27.5	20 to 30	100.0	*	*
08/07/2023	21:00	0	0	0	1	0	0	0	0	0	0	0	0	0	0	0	0	0	0	0	0	1	27	30	20 to 30	100.0	*	*
08/07/2023	22:00	0	0	1	0	1	0	0	0	0	0	0	0	0	0	0	0	0	0	0	0	2	27	35	15 to 25	50.0	1	50.0
08/07/2023	23:00	0	0	0	1	0	0	0	0	0	0	0	0	0	0	0	0	0	0	0	0	1	27	30	20 to 30	100.0	*	*
24 Hr Summary		9	7	25	30	5	0	0	0	0	0	0	0	0	0	0	0	0	0	0	76	22.8	29	20 to 30	72.4	5	6.6	

Incoming Histogram

Tivetshall

from Sat-Jul-01-2023-12-00-AM to Sat-Jul-29-2023-08-59-AM

Date	Starting Hr:min	<15	15 to <20	20 to <25	25 to <30	30 to <35	35 to <40	40 to <45	45 to <50	50 to <55	55 to <60	60 to <65	65 to <70	70 to <75	75 to <80	80 to <85	85 to <90	90 to <95	95 to <100	100 to >105	Total Counts	Avg Speed (MPH)	85pct Speed	10MPH Pace	% in pace	# of Speeders	% Speeders	
09/07/2023	00:00	0	0	0	0	0	0	0	0	0	0	0	0	0	0	0	0	0	0	0	0	0	0	*	*	*	*	
09/07/2023	01:00	0	0	0	0	0	0	0	0	0	0	0	0	0	0	0	0	0	0	0	0	0	0	*	*	*	*	
09/07/2023	02:00	0	0	0	0	0	0	0	0	0	0	0	0	0	0	0	0	0	0	0	0	0	0	*	*	*	*	
09/07/2023	03:00	0	0	0	0	0	0	0	0	0	0	0	0	0	0	0	0	0	0	0	0	0	0	*	*	*	*	
09/07/2023	04:00	0	0	0	0	0	0	0	0	0	0	0	0	0	0	0	0	0	0	0	0	0	0	*	*	*	*	
09/07/2023	05:00	0	0	0	0	0	0	0	0	0	0	0	0	0	0	0	0	0	0	0	0	0	0	*	*	*	*	
09/07/2023	06:00	0	0	0	0	0	0	0	0	0	0	0	0	0	0	0	0	0	0	0	0	0	0	*	*	*	*	
09/07/2023	07:00	0	0	0	0	0	0	1	0	0	0	0	0	0	0	0	0	0	0	0	0	1	42	45	35 to 45	100.0	1	100.0
09/07/2023	08:00	0	0	0	1	0	0	0	0	0	0	0	0	0	0	0	0	0	0	0	0	1	27	30	20 to 30	100.0	*	*
09/07/2023	09:00	1	0	2	0	0	0	0	0	0	0	0	0	0	0	0	0	0	0	0	0	3	17	25	15 to 25	66.7	*	*
09/07/2023	10:00	2	0	1	1	0	0	0	0	0	0	0	0	0	0	0	0	0	0	0	0	4	18.5	25	5 to 15	50.0	*	*
09/07/2023	11:00	0	0	2	4	0	0	0	0	0	0	0	0	0	0	0	0	0	0	0	0	6	25.7	28.8	20 to 30	100.0	*	*
09/07/2023	12:00	0	1	2	2	1	0	0	0	0	0	0	0	0	0	0	0	0	0	0	0	6	24.5	30	20 to 30	66.7	1	16.7
09/07/2023	13:00	0	0	1	0	0	0	0	0	0	0	0	0	0	0	0	0	0	0	0	0	1	22	25	15 to 25	100.0	*	*
09/07/2023	14:00	1	3	3	4	1	0	0	0	0	0	0	0	0	0	0	0	0	0	0	0	12	22.3	28.8	20 to 30	58.3	1	8.3
09/07/2023	15:00	0	0	2	0	2	0	0	0	0	0	0	0	0	0	0	0	0	0	0	0	4	27	32.5	15 to 25	50.0	2	50.0
09/07/2023	16:00	0	1	0	2	1	0	0	0	0	0	0	0	0	0	0	0	0	0	0	0	4	25.8	30	25 to 35	75.0	1	25.0
09/07/2023	17:00	0	0	0	1	0	0	0	0	0	0	0	0	0	0	0	0	0	0	0	0	1	27	30	20 to 30	100.0	*	*
09/07/2023	18:00	4	1	0	0	0	0	0	0	0	0	0	0	0	0	0	0	0	0	0	0	5	12.2	15	5 to 15	80.0	*	*
09/07/2023	19:00	1	0	2	1	1	0	0	0	0	0	0	0	0	0	0	0	0	0	0	0	5	23	30	20 to 30	60.0	1	20.0
09/07/2023	20:00	0	0	2	1	0	0	0	0	0	0	0	0	0	0	0	0	0	0	0	0	3	23.7	30	20 to 30	100.0	*	*
09/07/2023	21:00	0	0	0	2	0	0	0	0	0	0	0	0	0	0	0	0	0	0	0	0	2	27	30	20 to 30	100.0	*	*
09/07/2023	22:00	0	0	0	0	0	0	0	0	0	0	0	0	0	0	0	0	0	0	0	0	0	0	*	*	*	*	
09/07/2023	23:00	0	0	0	0	0	0	0	0	0	0	0	0	0	0	0	0	0	0	0	0	0	0	*	*	*	*	
24 Hr Summary		9	6	17	19	6	0	1	0	0	0	0	0	0	0	0	0	0	0	0	58	22.8	29.5	20 to 30	62.1	7	12.1	

Incoming Histogram

Tivetshall

from Sat-Jul-01-2023-12-00-AM to Sat-Jul-29-2023-08-59-AM

Date	Starting Hr:min	<15	15 to <20	20 to <25	25 to <30	30 to <35	35 to <40	40 to <45	45 to <50	50 to <55	55 to <60	60 to <65	65 to <70	70 to <75	75 to <80	80 to <85	85 to <90	90 to <95	95 to <100	100 to >105	Total Counts	Avg Speed (MPH)	85pct Speed	10MPH Pace	% in pace	# of Speeders	% Speeders	
10/07/2023	00:00	0	0	0	0	0	0	0	0	0	0	0	0	0	0	0	0	0	0	0	0	0	0	*	*	*	*	
10/07/2023	01:00	0	0	0	0	0	0	0	0	0	0	0	0	0	0	0	0	0	0	0	0	0	0	*	*	*	*	
10/07/2023	02:00	0	0	0	0	0	0	0	0	0	0	0	0	0	0	0	0	0	0	0	0	0	0	*	*	*	*	
10/07/2023	03:00	0	0	0	0	0	0	0	0	0	0	0	0	0	0	0	0	0	0	0	0	0	0	*	*	*	*	
10/07/2023	04:00	0	0	0	0	0	0	0	0	0	0	0	0	0	0	0	0	0	0	0	0	0	0	*	*	*	*	
10/07/2023	05:00	0	0	0	0	0	0	0	0	0	0	0	0	0	0	0	0	0	0	0	0	0	0	*	*	*	*	
10/07/2023	06:00	1	0	0	1	0	0	0	0	0	0	0	0	0	0	0	0	0	0	0	0	2	19.5	30	5 to 15	50.0	*	*
10/07/2023	07:00	1	0	2	1	0	0	0	0	0	0	0	0	0	0	0	0	0	0	0	0	4	19.5	25	20 to 30	75.0	*	*
10/07/2023	08:00	0	3	3	1	1	0	0	0	0	0	0	0	0	0	0	0	0	0	0	8	22	30	15 to 25	75.0	1	12.5	
10/07/2023	09:00	0	1	1	5	1	0	0	0	0	0	0	0	0	0	0	0	0	0	0	8	25.8	30	20 to 30	75.0	1	12.5	
10/07/2023	10:00	1	1	1	2	0	0	0	0	0	0	0	0	0	0	0	0	0	0	0	5	20	27.5	20 to 30	60.0	*	*	
10/07/2023	11:00	2	0	1	3	3	0	0	0	0	0	0	0	0	0	0	0	0	0	0	9	23.9	33.3	25 to 35	66.7	3	33.3	
10/07/2023	12:00	1	1	4	2	0	0	0	0	0	0	0	0	0	0	0	0	0	0	0	8	20.8	27.5	20 to 30	75.0	*	*	
10/07/2023	13:00	2	0	1	1	1	0	0	0	0	0	0	0	0	0	0	0	0	0	0	5	20	30	5 to 15	40.0	1	20.0	
10/07/2023	14:00	1	0	2	1	0	0	0	0	0	0	0	0	0	0	0	0	0	0	0	4	20.8	25	20 to 30	75.0	*	*	
10/07/2023	15:00	0	0	4	4	2	0	0	0	0	0	0	0	0	0	0	0	0	0	0	10	26.1	30	20 to 30	80.0	2	20.0	
10/07/2023	16:00	0	2	9	8	4	0	0	0	0	0	0	0	0	0	0	0	0	0	0	23	25.3	31.2	20 to 30	73.9	4	17.4	
10/07/2023	17:00	0	1	3	3	2	0	0	0	0	0	0	0	0	0	0	0	0	0	0	9	25.6	32.5	20 to 30	66.7	2	22.2	
10/07/2023	18:00	0	1	6	2	0	0	0	0	0	0	0	0	0	0	0	0	0	0	0	9	22.7	27.5	20 to 30	88.9	*	*	
10/07/2023	19:00	0	1	0	0	0	0	0	0	0	0	0	0	0	0	0	0	0	0	0	1	17	20	10 to 20	100.0	*	*	
10/07/2023	20:00	0	0	0	0	0	0	0	0	0	0	0	0	0	0	0	0	0	0	0	0	0	0	*	*	*	*	
10/07/2023	21:00	0	0	2	2	0	0	0	0	0	0	0	0	0	0	0	0	0	0	0	4	24.5	27.5	20 to 30	100.0	*	*	
10/07/2023	22:00	0	0	0	2	0	0	0	0	0	0	0	0	0	0	0	0	0	0	0	2	27	30	20 to 30	100.0	*	*	
10/07/2023	23:00	0	0	0	0	0	0	0	0	0	0	0	0	0	0	0	0	0	0	0	0	0	0	*	*	*	*	
24 Hr Summary		9	11	39	38	14	0	0	0	0	0	0	0	0	0	0	0	0	0	0	111	23.5	29.6	20 to 30	69.4	14	12.6	

Incoming Histogram

Tivetshall

from Sat-Jul-01-2023-12-00-AM to Sat-Jul-29-2023-08-59-AM

Date	Starting Hr:min	<15	15 to <20	20 to <25	25 to <30	30 to <35	35 to <40	40 to <45	45 to <50	50 to <55	55 to <60	60 to <65	65 to <70	70 to <75	75 to <80	80 to <85	85 to <90	90 to <95	95 to <100	100 to >105	Total Counts	Avg Speed (MPH)	85pct Speed	10MPH Pace	% in pace	# of Speeders	% Speeders	
11/07/2023	00:00	0	0	0	0	0	0	0	0	0	0	0	0	0	0	0	0	0	0	0	0	0	0	*	*	*	*	
11/07/2023	01:00	0	0	0	0	0	0	0	0	0	0	0	0	0	0	0	0	0	0	0	0	0	0	*	*	*	*	
11/07/2023	02:00	0	0	0	0	0	0	0	0	0	0	0	0	0	0	0	0	0	0	0	0	0	0	*	*	*	*	
11/07/2023	03:00	0	0	0	0	0	0	0	0	0	0	0	0	0	0	0	0	0	0	0	0	0	0	*	*	*	*	
11/07/2023	04:00	0	0	0	0	0	0	0	0	0	0	0	0	0	0	0	0	0	0	0	0	0	0	*	*	*	*	
11/07/2023	05:00	0	0	0	0	0	0	0	0	0	0	0	0	0	0	0	0	0	0	0	0	0	0	*	*	*	*	
11/07/2023	06:00	0	0	0	1	0	0	0	0	0	0	0	0	0	0	0	0	0	0	0	0	1	27	30	20 to 30	100.0	*	*
11/07/2023	07:00	0	0	3	3	0	0	0	0	0	0	0	0	0	0	0	0	0	0	0	0	6	24.5	28.3	20 to 30	100.0	*	*
11/07/2023	08:00	0	1	2	2	1	0	0	0	0	0	0	0	0	0	0	0	0	0	0	0	6	24.5	30	20 to 30	66.7	1	16.7
11/07/2023	09:00	0	1	2	1	1	0	0	0	0	0	0	0	0	0	0	0	0	0	0	0	5	24	30	15 to 25	60.0	1	20.0
11/07/2023	10:00	1	3	2	4	0	0	0	0	0	0	0	0	0	0	0	0	0	0	0	0	10	21.6	27.5	20 to 30	60.0	*	*
11/07/2023	11:00	3	1	1	3	0	0	0	0	0	0	0	0	0	0	0	0	0	0	0	0	8	18.4	28.3	20 to 30	50.0	*	*
11/07/2023	12:00	0	0	0	2	0	0	0	0	0	0	0	0	0	0	0	0	0	0	0	0	2	27	30	20 to 30	100.0	*	*
11/07/2023	13:00	0	2	2	1	2	0	0	0	0	0	0	0	0	0	0	0	0	0	0	0	7	24.1	32.5	15 to 25	57.1	2	28.6
11/07/2023	14:00	2	0	3	5	0	0	0	0	0	0	0	0	0	0	0	0	0	0	0	0	10	21.7	28	20 to 30	80.0	*	*
11/07/2023	15:00	3	4	2	5	2	0	0	0	0	0	0	0	0	0	0	0	0	0	0	0	16	21.5	30	20 to 30	43.8	2	12.5
11/07/2023	16:00	1	5	5	7	2	0	0	0	0	0	0	0	0	0	0	0	0	0	0	0	20	23	29.3	20 to 30	60.0	2	10.0
11/07/2023	17:00	1	1	6	4	2	1	0	0	0	0	0	0	0	0	0	0	0	0	0	0	15	24.5	32.5	20 to 30	66.7	3	20.0
11/07/2023	18:00	0	2	3	4	2	0	0	0	0	0	0	0	0	0	0	0	0	0	0	0	11	24.9	30	20 to 30	63.6	2	18.2
11/07/2023	19:00	0	0	1	2	0	0	0	0	0	0	0	0	0	0	0	0	0	0	0	0	3	25.3	30	20 to 30	100.0	*	*
11/07/2023	20:00	0	0	0	0	1	0	0	0	0	0	0	0	0	0	0	0	0	0	0	0	1	32	35	25 to 35	100.0	1	100.0
11/07/2023	21:00	0	0	1	2	0	0	0	0	0	0	0	0	0	0	0	0	0	0	0	0	3	25.3	30	20 to 30	100.0	*	*
11/07/2023	22:00	0	0	1	0	0	0	0	0	0	0	0	0	0	0	0	0	0	0	0	0	1	22	25	15 to 25	100.0	*	*
11/07/2023	23:00	0	0	0	0	0	0	0	0	0	0	0	0	0	0	0	0	0	0	0	0	0	0	*	*	*	*	
24 Hr Summary		11	20	34	46	13	1	0	0	0	0	0	0	0	0	0	0	0	0	0	125	23.2	29.5	20 to 30	64.0	14	11.2	

Incoming Histogram

Tivetshall

from Sat-Jul-01-2023-12-00-AM to Sat-Jul-29-2023-08-59-AM

Date	Starting Hr:min	<15	15 to <20	20 to <25	25 to <30	30 to <35	35 to <40	40 to <45	45 to <50	50 to <55	55 to <60	60 to <65	65 to <70	70 to <75	75 to <80	80 to <85	85 to <90	90 to <95	95 to <100	100 to >105	Total Counts	Avg Speed (MPH)	85pct Speed	10MPH Pace	% in pace	# of Speeders	% Speeders	
12/07/2023	00:00	0	0	0	0	0	0	0	0	0	0	0	0	0	0	0	0	0	0	0	0	0	0	*	*	*	*	
12/07/2023	01:00	0	0	0	0	0	0	0	0	0	0	0	0	0	0	0	0	0	0	0	0	0	0	*	*	*	*	
12/07/2023	02:00	0	0	0	0	0	0	0	0	0	0	0	0	0	0	0	0	0	0	0	0	0	0	*	*	*	*	
12/07/2023	03:00	0	0	0	0	0	0	0	0	0	0	0	0	0	0	0	0	0	0	0	0	0	0	*	*	*	*	
12/07/2023	04:00	0	0	0	0	0	0	0	0	0	0	0	0	0	0	0	0	0	0	0	0	0	0	*	*	*	*	
12/07/2023	05:00	0	0	0	0	0	0	0	0	0	0	0	0	0	0	0	0	0	0	0	0	0	0	*	*	*	*	
12/07/2023	06:00	0	0	0	1	0	0	0	0	0	0	0	0	0	0	0	0	0	0	0	0	1	27	30	20 to 30	100.0	*	*
12/07/2023	07:00	0	0	2	3	0	0	0	0	0	0	0	0	0	0	0	0	0	0	0	0	5	25	28.3	20 to 30	100.0	*	*
12/07/2023	08:00	2	2	3	4	0	1	0	0	0	0	0	0	0	0	0	0	0	0	0	0	12	22	28.8	20 to 30	58.3	1	8.3
12/07/2023	09:00	3	0	2	2	1	0	0	0	0	0	0	0	0	0	0	0	0	0	0	0	8	19.5	30	20 to 30	50.0	1	12.5
12/07/2023	10:00	0	0	2	2	1	0	0	0	0	0	0	0	0	0	0	0	0	0	0	0	5	26	30	20 to 30	80.0	1	20.0
12/07/2023	11:00	4	3	0	5	2	0	0	0	0	0	0	0	0	0	0	0	0	0	0	0	14	20.7	30	25 to 35	50.0	2	14.3
12/07/2023	12:00	1	3	1	1	1	0	0	0	0	0	0	0	0	0	0	0	0	0	0	0	7	19.9	30	15 to 25	57.1	1	14.3
12/07/2023	13:00	1	0	1	1	0	0	0	0	0	0	0	0	0	0	0	0	0	0	0	0	3	20.3	30	20 to 30	66.7	*	*
12/07/2023	14:00	0	0	3	2	0	1	0	0	0	0	0	0	0	0	0	0	0	0	0	0	6	26.2	30	20 to 30	83.3	1	16.7
12/07/2023	15:00	0	0	5	4	1	0	0	0	0	0	0	0	0	0	0	0	0	0	0	0	10	25.2	28.8	20 to 30	90.0	1	10.0
12/07/2023	16:00	0	1	2	6	0	0	0	0	0	0	0	0	0	0	0	0	0	0	0	0	9	25.1	29.2	20 to 30	88.9	*	*
12/07/2023	17:00	36	2	5	3	2	1	0	0	0	0	0	0	0	0	0	0	0	0	0	0	49	13.5	24	5 to 15	73.5	3	6.1
12/07/2023	18:00	8	3	5	8	1	0	0	0	0	0	0	0	0	0	0	0	0	0	0	0	25	18.8	28.1	20 to 30	52.0	1	4.0
12/07/2023	19:00	0	0	1	1	2	0	0	0	0	0	0	0	0	0	0	0	0	0	0	0	4	28.3	32.5	25 to 35	75.0	2	50.0
12/07/2023	20:00	1	0	0	0	3	0	0	0	0	0	0	0	0	0	0	0	0	0	0	0	4	25.8	33.3	25 to 35	75.0	3	75.0
12/07/2023	21:00	0	0	1	1	0	0	0	0	0	0	0	0	0	0	0	0	0	0	0	0	2	24.5	30	20 to 30	100.0	*	*
12/07/2023	22:00	0	0	0	0	0	0	0	0	0	0	0	0	0	0	0	0	0	0	0	0	0	0	*	*	*	*	
12/07/2023	23:00	0	0	0	0	0	0	0	0	0	0	0	0	0	0	0	0	0	0	0	0	0	0	*	*	*	*	
24 Hr Summary		56	14	33	44	14	3	0	0	0	0	0	0	0	0	0	0	0	0	0	0	164	19.7	29.1	20 to 30	47.0	17	10.4

Incoming Histogram

Tivetshall

from Sat-Jul-01-2023-12-00-AM to Sat-Jul-29-2023-08-59-AM

Date	Starting Hr:min	<15	15 to <20	20 to <25	25 to <30	30 to <35	35 to <40	40 to <45	45 to <50	50 to <55	55 to <60	60 to <65	65 to <70	70 to <75	75 to <80	80 to <85	85 to <90	90 to <95	95 to <100	100 to >105	Total Counts	Avg Speed (MPH)	85pct Speed	10MPH Pace	% in pace	# of Speeders	% Speeders	
13/07/2023	00:00	0	0	0	0	0	0	0	0	0	0	0	0	0	0	0	0	0	0	0	0	0	0	*	*	*	*	
13/07/2023	01:00	0	0	0	0	0	0	0	0	0	0	0	0	0	0	0	0	0	0	0	0	0	0	*	*	*	*	
13/07/2023	02:00	0	0	0	0	0	0	0	0	0	0	0	0	0	0	0	0	0	0	0	0	0	0	*	*	*	*	
13/07/2023	03:00	0	0	0	0	0	0	0	0	0	0	0	0	0	0	0	0	0	0	0	0	0	0	*	*	*	*	
13/07/2023	04:00	0	0	0	0	0	0	0	0	0	0	0	0	0	0	0	0	0	0	0	0	0	0	*	*	*	*	
13/07/2023	05:00	0	0	0	0	0	0	0	0	0	0	0	0	0	0	0	0	0	0	0	0	0	0	*	*	*	*	
13/07/2023	06:00	1	1	0	0	0	0	0	0	0	0	0	0	0	0	0	0	0	0	0	0	2	12	20	0 to 10	50.0	*	*
13/07/2023	07:00	0	0	2	0	0	0	0	0	0	0	0	0	0	0	0	0	0	0	0	0	2	22	25	15 to 25	100.0	*	*
13/07/2023	08:00	1	0	4	2	0	0	0	0	0	0	0	0	0	0	0	0	0	0	0	0	7	21.4	27.5	20 to 30	85.7	*	*
13/07/2023	09:00	0	3	2	2	3	0	0	0	0	0	0	0	0	0	0	0	0	0	0	0	10	24.6	31.7	15 to 25	50.0	3	30.0
13/07/2023	10:00	2	0	2	3	1	0	0	0	0	0	0	0	0	0	0	0	0	0	0	0	8	22.1	30	20 to 30	62.5	1	12.5
13/07/2023	11:00	2	0	2	6	2	1	0	0	0	0	0	0	0	0	0	0	0	0	0	0	13	25.2	32.5	20 to 30	61.5	3	23.1
13/07/2023	12:00	0	2	2	2	0	0	0	0	0	0	0	0	0	0	0	0	0	0	0	0	6	22	27.5	15 to 25	66.7	*	*
13/07/2023	13:00	2	2	5	4	1	0	0	0	0	0	0	0	0	0	0	0	0	0	0	0	14	21.4	28.8	20 to 30	64.3	1	7.1
13/07/2023	14:00	2	2	2	2	0	0	0	0	0	0	0	0	0	0	0	0	0	0	0	0	8	18.9	27.5	15 to 25	50.0	*	*
13/07/2023	15:00	0	0	1	3	0	0	0	0	0	0	0	0	0	0	0	0	0	0	0	0	4	26	28.3	20 to 30	100.0	*	*
13/07/2023	16:00	0	2	5	2	3	0	0	0	0	0	0	0	0	0	0	0	0	0	0	0	12	24.7	31.7	15 to 25	58.3	3	25.0
13/07/2023	17:00	1	1	3	6	2	0	0	0	0	0	0	0	0	0	0	0	0	0	0	0	13	24.5	30	20 to 30	69.2	2	15.4
13/07/2023	18:00	0	2	1	6	2	0	0	0	0	0	0	0	0	0	0	0	0	0	0	0	11	25.9	30	25 to 35	72.7	2	18.2
13/07/2023	19:00	3	2	3	1	0	0	0	0	0	0	0	0	0	0	0	0	0	0	0	0	9	18.2	25	10 to 20	55.6	*	*
13/07/2023	20:00	0	0	1	1	1	0	0	0	0	0	0	0	0	0	0	0	0	0	0	0	3	27	35	20 to 30	66.7	1	33.3
13/07/2023	21:00	1	0	1	0	0	0	0	0	0	0	0	0	0	0	0	0	0	0	0	0	2	17	25	5 to 15	50.0	*	*
13/07/2023	22:00	0	0	0	1	1	0	0	0	0	0	0	0	0	0	0	0	0	0	0	0	2	29.5	35	25 to 35	100.0	1	50.0
13/07/2023	23:00	0	0	0	0	0	0	0	0	0	0	0	0	0	0	0	0	0	0	0	0	0	0	*	*	*	*	
24 Hr Summary		15	17	36	41	16	1	0	0	0	0	0	0	0	0	0	0	0	0	0	126	23	29.8	20 to 30	61.1	17	13.5	

Incoming Histogram

Tivetshall

from Sat-Jul-01-2023-12-00-AM to Sat-Jul-29-2023-08-59-AM

Date	Starting Hr:min	<15	15 to <20	20 to <25	25 to <30	30 to <35	35 to <40	40 to <45	45 to <50	50 to <55	55 to <60	60 to <65	65 to <70	70 to <75	75 to <80	80 to <85	85 to <90	90 to <95	95 to <100	100 to >105	Total Counts	Avg Speed (MPH)	85pct Speed	10MPH Pace	% in pace	# of Speeders	% Speeders	
14/07/2023	00:00	0	0	0	1	0	0	0	0	0	0	0	0	0	0	0	0	0	0	0	0	1	27	30	20 to 30	100.0	*	*
14/07/2023	01:00	0	0	0	0	0	0	0	0	0	0	0	0	0	0	0	0	0	0	0	0	0	0	0	*	*	*	*
14/07/2023	02:00	0	0	0	0	0	0	0	0	0	0	0	0	0	0	0	0	0	0	0	0	0	0	0	*	*	*	*
14/07/2023	03:00	0	0	0	0	0	1	0	0	0	0	0	0	0	0	0	0	0	0	0	0	1	37	40	30 to 40	100.0	1	100.0
14/07/2023	04:00	0	0	0	0	0	0	0	0	0	0	0	0	0	0	0	0	0	0	0	0	0	0	0	*	*	*	*
14/07/2023	05:00	0	0	0	0	0	0	0	0	0	0	0	0	0	0	0	0	0	0	0	0	0	0	0	*	*	*	*
14/07/2023	06:00	1	0	0	1	0	0	0	0	0	0	0	0	0	0	0	0	0	0	0	0	2	19.5	30	5 to 15	50.0	*	*
14/07/2023	07:00	0	0	1	0	1	1	0	0	0	0	0	0	0	0	0	0	0	0	0	0	3	30.3	40	30 to 40	66.7	2	66.7
14/07/2023	08:00	0	1	6	6	3	0	0	0	0	0	0	0	0	0	0	0	0	0	0	0	16	25.8	31.7	20 to 30	75.0	3	18.8
14/07/2023	09:00	0	2	1	3	1	0	0	0	0	0	0	0	0	0	0	0	0	0	0	0	7	24.1	30	20 to 30	57.1	1	14.3
14/07/2023	10:00	0	0	1	3	2	0	0	0	0	0	0	0	0	0	0	0	0	0	0	0	6	27.8	32.5	25 to 35	83.3	2	33.3
14/07/2023	11:00	2	1	4	5	1	0	0	0	0	0	0	0	0	0	0	0	0	0	0	0	13	22.9	29	20 to 30	69.2	1	7.7
14/07/2023	12:00	0	0	2	2	1	0	0	0	0	0	0	0	0	0	0	0	0	0	0	0	5	26	30	20 to 30	80.0	1	20.0
14/07/2023	13:00	0	1	2	3	0	0	0	0	0	0	0	0	0	0	0	0	0	0	0	0	6	23.8	28.3	20 to 30	83.3	*	*
14/07/2023	14:00	0	1	2	4	3	0	0	0	0	0	0	0	0	0	0	0	0	0	0	0	10	26.6	31.7	25 to 35	70.0	3	30.0
14/07/2023	15:00	0	2	7	2	1	0	0	0	0	0	0	0	0	0	0	0	0	0	0	0	12	23	27.5	15 to 25	75.0	1	8.3
14/07/2023	16:00	0	2	4	8	2	0	0	0	0	0	0	0	0	0	0	0	0	0	0	0	16	25.3	30	20 to 30	75.0	2	12.5
14/07/2023	17:00	0	1	3	2	3	0	0	0	0	0	0	0	0	0	0	0	0	0	0	0	9	26	33.3	20 to 30	55.6	3	33.3
14/07/2023	18:00	0	1	3	6	1	0	0	0	0	0	0	0	0	0	0	0	0	0	0	0	11	25.5	29.2	20 to 30	81.8	1	9.1
14/07/2023	19:00	0	0	0	0	0	0	0	0	0	0	0	0	0	0	0	0	0	0	0	0	0	0	0	*	*	*	*
14/07/2023	20:00	0	0	0	2	1	0	0	0	0	0	0	0	0	0	0	0	0	0	0	0	3	28.7	35	25 to 35	100.0	1	33.3
14/07/2023	21:00	0	0	1	0	0	0	0	0	0	0	0	0	0	0	0	0	0	0	0	0	1	22	25	15 to 25	100.0	*	*
14/07/2023	22:00	0	0	1	0	0	0	0	0	0	0	0	0	0	0	0	0	0	0	0	0	1	22	25	15 to 25	100.0	*	*
14/07/2023	23:00	0	0	0	0	0	0	0	0	0	0	0	0	0	0	0	0	0	0	0	0	0	0	0	*	*	*	*
24 Hr Summary		3	12	38	48	20	2	0	0	0	0	0	0	0	0	0	0	0	0	0	0	123	25.2	31	20 to 30	69.9	22	17.9

Incoming Histogram

Tivetshall

from Sat-Jul-01-2023-12-00-AM to Sat-Jul-29-2023-08-59-AM

Date	Starting Hr:min	<15	15 to <20	20 to <25	25 to <30	30 to <35	35 to <40	40 to <45	45 to <50	50 to <55	55 to <60	60 to <65	65 to <70	70 to <75	75 to <80	80 to <85	85 to <90	90 to <95	95 to <100	100 to >105	Total Counts	Avg Speed (MPH)	85pct Speed	10MPH Pace	% in pace	# of Speeders	% Speeders	
15/07/2023	00:00	0	0	0	0	0	0	0	0	0	0	0	0	0	0	0	0	0	0	0	0	0	0	*	*	*	*	
15/07/2023	01:00	0	0	0	0	0	0	0	0	0	0	0	0	0	0	0	0	0	0	0	0	0	0	*	*	*	*	
15/07/2023	02:00	0	0	0	0	0	0	0	0	0	0	0	0	0	0	0	0	0	0	0	0	0	0	*	*	*	*	
15/07/2023	03:00	0	0	0	0	0	0	0	0	0	0	0	0	0	0	0	0	0	0	0	0	0	0	*	*	*	*	
15/07/2023	04:00	0	0	0	0	0	0	0	0	0	0	0	0	0	0	0	0	0	0	0	0	0	0	*	*	*	*	
15/07/2023	05:00	0	0	0	1	0	0	0	0	0	0	0	0	0	0	0	0	0	0	0	0	1	27	30	20 to 30	100.0	*	*
15/07/2023	06:00	0	0	0	1	0	0	0	0	0	0	0	0	0	0	0	0	0	0	0	0	1	27	30	20 to 30	100.0	*	*
15/07/2023	07:00	0	0	0	0	0	0	0	0	0	0	0	0	0	0	0	0	0	0	0	0	0	0	*	*	*	*	
15/07/2023	08:00	0	1	1	1	0	0	0	0	0	0	0	0	0	0	0	0	0	0	0	0	3	22	30	15 to 25	66.7	*	*
15/07/2023	09:00	2	0	1	2	0	0	0	0	0	0	0	0	0	0	0	0	0	0	0	0	5	18.2	27.5	20 to 30	60.0	*	*
15/07/2023	10:00	0	0	0	3	0	0	0	0	0	0	0	0	0	0	0	0	0	0	0	0	3	27	30	20 to 30	100.0	*	*
15/07/2023	11:00	4	3	3	2	1	0	0	0	0	0	0	0	0	0	0	0	0	0	0	0	13	19.1	27.5	10 to 20	46.2	1	7.7
15/07/2023	12:00	3	1	1	2	1	0	0	1	0	0	0	0	0	0	0	0	0	0	0	0	9	23.2	35	10 to 20	44.4	2	22.2
15/07/2023	13:00	0	0	0	1	1	0	0	0	0	0	0	0	0	0	0	0	0	0	0	0	2	29.5	35	25 to 35	100.0	1	50.0
15/07/2023	14:00	1	1	0	7	1	1	0	0	0	0	0	0	0	0	0	0	0	0	0	0	11	26.2	30	25 to 35	72.7	2	18.2
15/07/2023	15:00	2	1	1	0	0	0	0	0	0	0	0	0	0	0	0	0	0	0	0	0	4	14.5	20	5 to 15	50.0	*	*
15/07/2023	16:00	2	1	2	1	0	0	0	0	0	0	0	0	0	0	0	0	0	0	0	0	6	17.8	25	15 to 25	50.0	*	*
15/07/2023	17:00	0	0	4	1	0	0	0	0	0	0	0	0	0	0	0	0	0	0	0	0	5	23	25	20 to 30	100.0	*	*
15/07/2023	18:00	0	1	2	0	2	0	0	0	0	0	0	0	0	0	0	0	0	0	0	0	5	25	32.5	15 to 25	60.0	2	40.0
15/07/2023	19:00	0	0	1	0	0	0	1	0	0	0	0	0	0	0	0	0	0	0	0	0	2	32	45	15 to 25	50.0	1	50.0
15/07/2023	20:00	0	0	0	1	0	0	0	0	0	0	0	0	0	0	0	0	0	0	0	0	1	27	30	20 to 30	100.0	*	*
15/07/2023	21:00	0	0	0	0	0	0	0	0	0	0	0	0	0	0	0	0	0	0	0	0	0	0	*	*	*	*	
15/07/2023	22:00	0	0	0	0	0	0	0	0	0	0	0	0	0	0	0	0	0	0	0	0	0	0	*	*	*	*	
15/07/2023	23:00	0	0	0	0	0	0	0	0	0	0	0	0	0	0	0	0	0	0	0	0	0	0	*	*	*	*	
24 Hr Summary		14	9	16	23	6	1	1	1	0	0	0	0	0	0	0	0	0	0	0	71	22.4	29.6	20 to 30	54.9	9	12.7	

Incoming Histogram

Tivetshall

from Sat-Jul-01-2023-12-00-AM to Sat-Jul-29-2023-08-59-AM

Date	Starting Hr:min	<15	15 to <20	20 to <25	25 to <30	30 to <35	35 to <40	40 to <45	45 to <50	50 to <55	55 to <60	60 to <65	65 to <70	70 to <75	75 to <80	80 to <85	85 to <90	90 to <95	95 to <100	100 to >105	Total Counts	Avg Speed (MPH)	85pct Speed	10MPH Pace	% in pace	# of Speeders	% Speeders	
16/07/2023	00:00	0	0	0	0	0	0	0	0	0	0	0	0	0	0	0	0	0	0	0	0	0	0	*	*	*	*	
16/07/2023	01:00	0	0	0	0	0	0	0	0	0	0	0	0	0	0	0	0	0	0	0	0	0	0	*	*	*	*	
16/07/2023	02:00	0	0	0	0	0	0	0	0	0	0	0	0	0	0	0	0	0	0	0	0	0	0	*	*	*	*	
16/07/2023	03:00	0	0	0	0	0	0	0	0	0	0	0	0	0	0	0	0	0	0	0	0	0	0	*	*	*	*	
16/07/2023	04:00	0	0	0	0	0	0	0	0	0	0	0	0	0	0	0	0	0	0	0	0	0	0	*	*	*	*	
16/07/2023	05:00	0	0	0	0	0	0	0	0	0	0	0	0	0	0	0	0	0	0	0	0	0	0	*	*	*	*	
16/07/2023	06:00	0	0	0	0	0	0	0	0	0	0	0	0	0	0	0	0	0	0	0	0	0	0	*	*	*	*	
16/07/2023	07:00	0	0	0	0	0	0	0	0	0	0	0	0	0	0	0	0	0	0	0	0	0	0	*	*	*	*	
16/07/2023	08:00	0	0	0	0	1	0	0	0	0	0	0	0	0	0	0	0	0	0	0	0	1	32	35	25 to 35	100.0	1	100.0
16/07/2023	09:00	1	1	2	1	0	0	0	0	0	0	0	0	0	0	0	0	0	0	0	0	5	19	25	15 to 25	60.0	*	*
16/07/2023	10:00	2	0	0	1	0	0	0	0	0	0	0	0	0	0	0	0	0	0	0	0	3	15.3	30	5 to 15	66.7	*	*
16/07/2023	11:00	0	0	1	0	0	0	0	0	0	0	0	0	0	0	0	0	0	0	0	0	1	22	25	15 to 25	100.0	*	*
16/07/2023	12:00	0	3	2	1	0	0	0	0	0	0	0	0	0	0	0	0	0	0	0	0	6	20.5	25	15 to 25	83.3	*	*
16/07/2023	13:00	1	0	1	1	1	0	0	0	0	0	0	0	0	0	0	0	0	0	0	0	4	22	30	20 to 30	50.0	1	25.0
16/07/2023	14:00	1	0	3	2	1	0	0	0	0	0	0	0	0	0	0	0	0	0	0	0	7	23.4	30	20 to 30	71.4	1	14.3
16/07/2023	15:00	1	0	1	0	0	0	0	0	0	0	0	0	0	0	0	0	0	0	0	0	2	17	25	5 to 15	50.0	*	*
16/07/2023	16:00	0	0	2	5	1	0	0	0	0	0	0	0	0	0	0	0	0	0	0	0	8	26.4	30	20 to 30	87.5	1	12.5
16/07/2023	17:00	1	0	1	3	1	0	0	0	0	0	0	0	0	0	0	0	0	0	0	0	6	23.7	30	20 to 30	66.7	1	16.7
16/07/2023	18:00	0	0	0	1	0	0	0	0	0	0	0	0	0	0	0	0	0	0	0	0	1	27	30	20 to 30	100.0	*	*
16/07/2023	19:00	0	0	2	1	0	0	0	0	0	0	0	0	0	0	0	0	0	0	0	0	3	23.7	30	20 to 30	100.0	*	*
16/07/2023	20:00	0	0	0	1	0	0	0	0	0	0	0	0	0	0	0	0	0	0	0	0	1	27	30	20 to 30	100.0	*	*
16/07/2023	21:00	0	0	0	0	0	0	0	0	0	0	0	0	0	0	0	0	0	0	0	0	0	0	*	*	*	*	
16/07/2023	22:00	0	0	0	0	0	0	0	0	0	0	0	0	0	0	0	0	0	0	0	0	0	0	*	*	*	*	
16/07/2023	23:00	0	0	0	0	0	0	0	0	0	0	0	0	0	0	0	0	0	0	0	0	0	0	*	*	*	*	
24 Hr Summary		7	4	15	17	5	0	0	0	0	0	0	0	0	0	0	0	0	0	0	48	22.5	29.4	20 to 30	66.7	5	10.4	

Incoming Histogram

Tivetshall

from Sat-Jul-01-2023-12-00-AM to Sat-Jul-29-2023-08-59-AM

Date	Starting Hr:min	<15	15 to <20	20 to <25	25 to <30	30 to <35	35 to <40	40 to <45	45 to <50	50 to <55	55 to <60	60 to <65	65 to <70	70 to <75	75 to <80	80 to <85	85 to <90	90 to <95	95 to <100	100 to >105	Total Counts	Avg Speed (MPH)	85pct Speed	10MPH Pace	% in pace	# of Speeders	% Speeders
17/07/2023	00:00	0	0	0	0	0	0	0	0	0	0	0	0	0	0	0	0	0	0	0	0	0	0	*	*	*	*
17/07/2023	01:00	0	0	0	0	0	0	0	0	0	0	0	0	0	0	0	0	0	0	0	0	0	0	*	*	*	*
17/07/2023	02:00	0	0	0	0	0	0	0	0	0	0	0	0	0	0	0	0	0	0	0	0	0	0	*	*	*	*
17/07/2023	03:00	0	0	0	0	0	0	0	0	0	0	0	0	0	0	0	0	0	0	0	0	0	0	*	*	*	*
17/07/2023	04:00	0	0	0	0	0	0	0	0	0	0	0	0	0	0	0	0	0	0	0	0	0	0	*	*	*	*
17/07/2023	05:00	0	0	0	1	0	0	0	0	0	0	0	0	0	0	0	0	0	0	0	1	27	30	20 to 30	100.0	*	*
17/07/2023	06:00	0	0	0	0	1	0	0	0	0	0	0	0	0	0	0	0	0	0	0	1	32	35	25 to 35	100.0	1	100.0
17/07/2023	07:00	0	1	1	1	0	0	0	0	0	0	0	0	0	0	0	0	0	0	0	3	22	30	15 to 25	66.7	*	*
17/07/2023	08:00	3	1	5	1	0	0	0	0	0	0	0	0	0	0	0	0	0	0	0	10	18.2	24	15 to 25	60.0	*	*
17/07/2023	09:00	1	3	6	4	1	0	0	0	0	0	0	0	0	0	0	0	0	0	0	15	22.6	28.8	20 to 30	66.7	1	6.7
17/07/2023	10:00	0	1	3	1	1	0	0	0	0	0	0	0	0	0	0	0	0	0	0	6	23.7	30	15 to 25	66.7	1	16.7
17/07/2023	11:00	3	0	2	0	1	0	0	0	0	0	0	0	0	0	0	0	0	0	0	6	17.8	25	5 to 15	50.0	1	16.7
17/07/2023	12:00	0	0	2	2	3	0	0	0	0	0	0	0	0	0	0	0	0	0	0	7	27.9	33.3	25 to 35	71.4	3	42.9
17/07/2023	13:00	1	1	3	1	1	0	0	0	0	0	0	0	0	0	0	0	0	0	0	7	22.1	30	15 to 25	57.1	1	14.3
17/07/2023	14:00	1	0	4	1	2	0	0	0	0	0	0	0	0	0	0	0	0	0	0	8	23.3	32.5	20 to 30	62.5	2	25.0
17/07/2023	15:00	29	0	5	4	1	1	0	0	0	0	0	0	0	0	0	0	0	0	0	40	13.3	25	5 to 15	72.5	2	5.0
17/07/2023	16:00	73	3	2	5	0	1	0	0	0	0	0	0	0	0	0	0	0	0	0	84	11.1	14.6	5 to 15	86.9	1	1.2
17/07/2023	17:00	2	0	2	2	1	0	0	0	0	0	0	0	0	0	0	0	0	0	0	7	20.6	30	20 to 30	57.1	1	14.3
17/07/2023	18:00	1	1	4	10	1	0	0	0	0	0	0	0	0	0	0	0	0	0	0	17	24.6	29	20 to 30	82.4	1	5.9
17/07/2023	19:00	1	1	0	4	0	1	0	0	0	0	0	0	0	0	0	0	0	0	0	7	24.3	30	20 to 30	57.1	1	14.3
17/07/2023	20:00	0	1	1	0	1	0	0	0	0	0	0	0	0	0	0	0	0	0	0	3	23.7	35	15 to 25	66.7	1	33.3
17/07/2023	21:00	0	0	0	1	0	0	0	0	0	0	0	0	0	0	0	0	0	0	0	1	27	30	20 to 30	100.0	*	*
17/07/2023	22:00	0	0	0	0	0	0	0	0	0	0	0	0	0	0	0	0	0	0	0	0	0	0	*	*	*	*
17/07/2023	23:00	0	0	0	0	0	1	0	0	0	0	0	0	0	0	0	0	0	0	0	1	37	40	30 to 40	100.0	1	100.0
24 Hr Summary		115	13	40	38	14	4	0	0	0	0	0	0	0	0	0	0	0	0	0	224	16.8	27.9	5 to 15	51.3	18	8.0

Incoming Histogram

Tivetshall

from Sat-Jul-01-2023-12-00-AM to Sat-Jul-29-2023-08-59-AM

Date	Starting Hr:min	<15	15 to <20	20 to <25	25 to <30	30 to <35	35 to <40	40 to <45	45 to <50	50 to <55	55 to <60	60 to <65	65 to <70	70 to <75	75 to <80	80 to <85	85 to <90	90 to <95	95 to <100	100 to >105	Total Counts	Avg Speed (MPH)	85pct Speed	10MPH Pace	% in pace	# of Speeders	% Speeders
18/07/2023	00:00	0	0	0	0	0	0	0	0	0	0	0	0	0	0	0	0	0	0	0	0	0	0	*	*	*	*
18/07/2023	01:00	0	0	0	0	0	0	0	0	0	0	0	0	0	0	0	0	0	0	0	0	0	0	*	*	*	*
18/07/2023	02:00	0	0	0	0	0	0	0	0	0	0	0	0	0	0	0	0	0	0	0	0	0	0	*	*	*	*
18/07/2023	03:00	0	0	0	0	0	0	0	0	0	0	0	0	0	0	0	0	0	0	0	0	0	0	*	*	*	*
18/07/2023	04:00	1	0	0	0	0	0	0	0	0	0	0	0	0	0	0	0	0	0	0	1	7	10	0 to 10	100.0	*	*
18/07/2023	05:00	0	0	0	0	0	0	0	0	0	0	0	0	0	0	0	0	0	0	0	0	0	0	*	*	*	*
18/07/2023	06:00	1	0	1	1	0	0	0	0	0	0	0	0	0	0	0	0	0	0	0	3	18.7	30	20 to 30	66.7	*	*
18/07/2023	07:00	0	0	2	2	0	0	0	0	0	0	0	0	0	0	0	0	0	0	0	4	24.5	27.5	20 to 30	100.0	*	*
18/07/2023	08:00	0	0	2	0	2	1	0	0	0	0	0	0	0	0	0	0	0	0	0	5	29	35	30 to 40	60.0	3	60.0
18/07/2023	09:00	0	1	1	1	1	0	0	0	0	0	0	0	0	0	0	0	0	0	0	4	24.5	30	15 to 25	50.0	1	25.0
18/07/2023	10:00	0	1	2	0	0	0	0	0	0	0	0	0	0	0	0	0	0	0	0	3	20.3	25	15 to 25	100.0	*	*
18/07/2023	11:00	0	1	2	5	4	0	0	0	0	0	0	0	0	0	0	0	0	0	0	12	27.3	32.5	25 to 35	75.0	4	33.3
18/07/2023	12:00	2	1	1	1	0	0	0	0	0	0	0	0	0	0	0	0	0	0	0	5	17	25	5 to 15	40.0	*	*
18/07/2023	13:00	0	1	0	1	0	0	0	0	0	0	0	0	0	0	0	0	0	0	0	2	22	30	10 to 20	50.0	*	*
18/07/2023	14:00	0	1	2	6	0	0	0	0	0	0	0	0	0	0	0	0	0	0	0	9	25	29.2	20 to 30	88.9	*	*
18/07/2023	15:00	0	0	3	6	0	0	0	0	0	0	0	0	0	0	0	0	0	0	0	9	25.4	29.2	20 to 30	100.0	*	*
18/07/2023	16:00	0	2	7	7	3	0	0	0	0	0	0	0	0	0	0	0	0	0	0	19	25	30	20 to 30	73.7	3	15.8
18/07/2023	17:00	0	1	1	4	1	0	0	0	0	0	0	0	0	0	0	0	0	0	0	7	25.7	30	20 to 30	71.4	1	14.3
18/07/2023	18:00	0	2	5	7	1	0	0	0	0	0	0	0	0	0	0	0	0	0	0	15	24.5	29.3	20 to 30	80.0	1	6.7
18/07/2023	19:00	1	1	7	2	0	0	0	0	0	0	0	0	0	0	0	0	0	0	0	11	21.7	25	20 to 30	81.8	*	*
18/07/2023	20:00	0	0	0	1	0	0	0	0	0	0	0	0	0	0	0	0	0	0	0	1	27	30	20 to 30	100.0	*	*
18/07/2023	21:00	0	0	0	0	0	0	0	0	0	0	0	0	0	0	0	0	0	0	0	0	0	0	*	*	*	*
18/07/2023	22:00	0	0	1	0	0	0	0	0	0	0	0	0	0	0	0	0	0	0	0	1	22	25	15 to 25	100.0	*	*
18/07/2023	23:00	0	0	0	0	0	0	0	0	0	0	0	0	0	0	0	0	0	0	0	0	0	0	*	*	*	*
24 Hr Summary		5	12	37	44	12	1	0	0	0	0	0	0	0	0	0	0	0	0	0	111	24.2	29.5	20 to 30	73.0	13	11.7

Incoming Histogram

Tivetshall

from Sat-Jul-01-2023-12-00-AM to Sat-Jul-29-2023-08-59-AM

Date	Starting Hr:min	<15	15 to <20	20 to <25	25 to <30	30 to <35	35 to <40	40 to <45	45 to <50	50 to <55	55 to <60	60 to <65	65 to <70	70 to <75	75 to <80	80 to <85	85 to <90	90 to <95	95 to <100	100 to >105	Total Counts	Avg Speed (MPH)	85pct Speed	10MPH Pace	% in pace	# of Speeders	% Speeders	
19/07/2023	00:00	0	0	0	0	0	0	0	0	0	0	0	0	0	0	0	0	0	0	0	0	0	0	*	*	*	*	
19/07/2023	01:00	0	0	0	0	0	0	0	0	0	0	0	0	0	0	0	0	0	0	0	0	0	0	*	*	*	*	
19/07/2023	02:00	0	0	0	0	0	0	0	0	0	0	0	0	0	0	0	0	0	0	0	0	0	0	*	*	*	*	
19/07/2023	03:00	0	0	0	0	0	0	0	0	0	0	0	0	0	0	0	0	0	0	0	0	0	0	*	*	*	*	
19/07/2023	04:00	0	0	0	0	0	0	0	0	0	0	0	0	0	0	0	0	0	0	0	0	0	0	*	*	*	*	
19/07/2023	05:00	0	0	0	0	0	0	0	0	0	0	0	0	0	0	0	0	0	0	0	0	0	0	*	*	*	*	
19/07/2023	06:00	0	0	0	1	0	0	0	0	0	0	0	0	0	0	0	0	0	0	0	0	1	27	30	20 to 30	100.0	*	*
19/07/2023	07:00	0	0	1	2	0	0	0	0	0	0	0	0	0	0	0	0	0	0	0	0	3	25.3	30	20 to 30	100.0	*	*
19/07/2023	08:00	2	1	5	5	2	1	0	0	0	0	0	0	0	0	0	0	0	0	0	16	23.7	32.5	20 to 30	62.5	3	18.8	
19/07/2023	09:00	1	2	3	2	2	0	0	0	0	0	0	0	0	0	0	0	0	0	0	10	22.5	30	15 to 25	50.0	2	20.0	
19/07/2023	10:00	3	4	4	1	1	0	0	0	0	0	0	0	0	0	0	0	0	0	0	13	19.5	25	15 to 25	61.5	1	7.7	
19/07/2023	11:00	3	3	2	5	2	0	0	0	0	0	0	0	0	0	0	0	0	0	0	15	21.4	30	20 to 30	46.7	2	13.3	
19/07/2023	12:00	2	1	2	3	2	0	0	0	0	0	0	0	0	0	0	0	0	0	0	10	23	30	20 to 30	50.0	2	20.0	
19/07/2023	13:00	0	1	0	1	0	0	0	0	0	0	0	0	0	0	0	0	0	0	0	2	22	30	10 to 20	50.0	*	*	
19/07/2023	14:00	0	1	1	4	1	0	0	0	0	0	0	0	0	0	0	0	0	0	0	7	25.6	30	20 to 30	71.4	1	14.3	
19/07/2023	15:00	103	2	2	5	0	0	0	0	0	0	0	0	0	0	0	0	0	0	0	112	9.8	13.3	5 to 15	92.0	*	*	
19/07/2023	16:00	0	0	5	3	0	0	0	0	0	0	0	0	0	0	0	0	0	0	0	8	24	28.3	20 to 30	100.0	*	*	
19/07/2023	17:00	1	2	2	6	3	0	0	0	0	0	0	0	0	0	0	0	0	0	0	14	24.9	31.7	25 to 35	64.3	3	21.4	
19/07/2023	18:00	0	1	0	2	0	0	0	0	0	0	0	0	0	0	0	0	0	0	0	3	23.7	30	20 to 30	66.7	*	*	
19/07/2023	19:00	1	2	1	4	0	0	0	0	0	0	0	0	0	0	0	0	0	0	0	8	21.6	28.8	20 to 30	62.5	*	*	
19/07/2023	20:00	0	0	0	1	0	0	0	0	0	0	0	0	0	0	0	0	0	0	0	1	27	30	20 to 30	100.0	*	*	
19/07/2023	21:00	0	0	1	0	1	0	0	0	0	0	0	0	0	0	0	0	0	0	0	2	27	35	15 to 25	50.0	1	50.0	
19/07/2023	22:00	0	0	0	0	1	0	0	0	0	0	0	0	0	0	0	0	0	0	0	1	32	35	25 to 35	100.0	1	100.0	
19/07/2023	23:00	0	0	0	0	0	0	0	0	0	0	0	0	0	0	0	0	0	0	0	0	0	0	*	*	*	*	
24 Hr Summary		116	20	29	45	15	1	0	0	0	0	0	0	0	0	0	0	0	0	0	226	16.5	28	5 to 15	51.3	16	7.1	

Incoming Histogram

Tivetshall

from Sat-Jul-01-2023-12-00-AM to Sat-Jul-29-2023-08-59-AM

Date	Starting Hr:min	<15	15 to <20	20 to <25	25 to <30	30 to <35	35 to <40	40 to <45	45 to <50	50 to <55	55 to <60	60 to <65	65 to <70	70 to <75	75 to <80	80 to <85	85 to <90	90 to <95	95 to <100	100 to >105	Total Counts	Avg Speed (MPH)	85pct Speed	10MPH Pace	% in pace	# of Speeders	% Speeders
20/07/2023	00:00	0	0	0	0	0	0	0	0	0	0	0	0	0	0	0	0	0	0	0	0	0	0	*	*	*	*
20/07/2023	01:00	0	0	0	0	0	0	0	0	0	0	0	0	0	0	0	0	0	0	0	0	0	0	*	*	*	*
20/07/2023	02:00	0	0	0	0	0	0	0	0	0	0	0	0	0	0	0	0	0	0	0	0	0	0	*	*	*	*
20/07/2023	03:00	0	0	0	0	0	0	0	0	0	0	0	0	0	0	0	0	0	0	0	0	0	0	*	*	*	*
20/07/2023	04:00	0	0	0	0	0	0	0	0	0	0	0	0	0	0	0	0	0	0	0	0	0	0	*	*	*	*
20/07/2023	05:00	0	0	0	1	0	0	0	0	0	0	0	0	0	0	0	0	0	0	0	1	27	30	20 to 30	100.0	*	*
20/07/2023	06:00	1	0	0	0	1	0	0	0	0	0	0	0	0	0	0	0	0	0	0	2	19.5	35	0 to 10	50.0	1	50.0
20/07/2023	07:00	0	0	1	1	1	0	0	0	0	0	0	0	0	0	0	0	0	0	0	3	27	35	20 to 30	66.7	1	33.3
20/07/2023	08:00	2	0	4	8	1	0	0	0	0	0	0	0	0	0	0	0	0	0	0	15	23.9	29.4	20 to 30	80.0	1	6.7
20/07/2023	09:00	1	1	2	2	1	0	0	0	0	0	0	0	0	0	0	0	0	0	0	7	22.7	30	20 to 30	57.1	1	14.3
20/07/2023	10:00	1	1	5	0	1	0	0	0	0	0	0	0	0	0	0	0	0	0	0	8	20.9	25	15 to 25	75.0	1	12.5
20/07/2023	11:00	1	1	2	2	0	0	0	0	0	0	0	0	0	0	0	0	0	0	0	6	21.2	27.5	20 to 30	66.7	*	*
20/07/2023	12:00	1	0	4	3	1	0	0	0	0	0	0	0	0	0	0	0	0	0	0	9	23.2	30	20 to 30	77.8	1	11.1
20/07/2023	13:00	2	2	0	3	4	0	0	0	0	0	0	0	0	0	0	0	0	0	0	11	23.9	32.5	25 to 35	63.6	4	36.4
20/07/2023	14:00	0	0	1	3	0	0	0	0	0	0	0	0	0	0	0	0	0	0	0	4	25.8	28.3	20 to 30	100.0	*	*
20/07/2023	15:00	3	1	5	5	2	0	0	0	0	0	0	0	0	0	0	0	0	0	0	16	21.9	30	20 to 30	62.5	2	12.5
20/07/2023	16:00	1	1	6	5	0	0	0	1	0	0	0	0	0	0	0	0	0	0	0	14	24.7	29	20 to 30	78.6	1	7.1
20/07/2023	17:00	2	2	4	3	1	0	0	0	0	0	0	0	0	0	0	0	0	0	0	12	21.2	28.3	20 to 30	58.3	1	8.3
20/07/2023	18:00	3	0	3	2	0	0	0	0	0	0	0	0	0	0	0	0	0	0	0	8	18.4	27.5	20 to 30	62.5	*	*
20/07/2023	19:00	0	1	1	4	1	0	0	0	0	0	0	0	0	0	0	0	0	0	0	7	25.6	30	20 to 30	71.4	1	14.3
20/07/2023	20:00	0	1	1	2	0	0	0	0	0	0	0	0	0	0	0	0	0	0	0	4	23.3	27.5	20 to 30	75.0	*	*
20/07/2023	21:00	0	0	0	1	0	0	0	0	0	0	0	0	0	0	0	0	0	0	0	1	27	30	20 to 30	100.0	*	*
20/07/2023	22:00	0	0	0	0	0	0	0	0	0	0	0	0	0	0	0	0	0	0	0	0	0	0	*	*	*	*
20/07/2023	23:00	0	0	0	0	0	0	0	0	0	0	0	0	0	0	0	0	0	0	0	0	0	0	*	*	*	*
24 Hr Summary		18	11	39	45	14	0	0	1	0	0	0	0	0	0	0	0	0	0	0	128	22.9	29.6	20 to 30	65.6	15	11.7

Incoming Histogram

Tivetshall

from Sat-Jul-01-2023-12-00-AM to Sat-Jul-29-2023-08-59-AM

Date	Starting Hr:min	<15	15 to <20	20 to <25	25 to <30	30 to <35	35 to <40	40 to <45	45 to <50	50 to <55	55 to <60	60 to <65	65 to <70	70 to <75	75 to <80	80 to <85	85 to <90	90 to <95	95 to <100	100 to >105	Total Counts	Avg Speed (MPH)	85pct Speed	10MPH Pace	% in pace	# of Speeders	% Speeders	
21/07/2023	00:00	0	0	0	0	0	0	0	0	0	0	0	0	0	0	0	0	0	0	0	0	0	0	*	*	*	*	
21/07/2023	01:00	0	0	0	0	0	0	0	0	0	0	0	0	0	0	0	0	0	0	0	0	0	0	*	*	*	*	
21/07/2023	02:00	0	0	0	0	0	0	0	0	0	0	0	0	0	0	0	0	0	0	0	0	0	0	*	*	*	*	
21/07/2023	03:00	0	0	0	0	0	0	0	0	0	0	0	0	0	0	0	0	0	0	0	0	0	0	*	*	*	*	
21/07/2023	04:00	0	0	0	0	0	0	0	0	0	0	0	0	0	0	0	0	0	0	0	0	0	0	*	*	*	*	
21/07/2023	05:00	0	0	0	0	0	0	0	0	0	0	0	0	0	0	0	0	0	0	0	0	0	0	*	*	*	*	
21/07/2023	06:00	0	0	0	0	2	0	0	0	0	0	0	0	0	0	0	0	0	0	0	0	2	32	35	25 to 35	100.0	2	100.0
21/07/2023	07:00	0	0	1	1	1	0	0	0	0	0	0	0	0	0	0	0	0	0	0	0	3	27	35	20 to 30	66.7	1	33.3
21/07/2023	08:00	0	0	1	1	1	0	0	0	0	0	0	0	0	0	0	0	0	0	0	0	3	27	35	20 to 30	66.7	1	33.3
21/07/2023	09:00	2	1	4	1	1	0	0	0	0	0	0	0	0	0	0	0	0	0	0	9	19.8	30	15 to 25	55.6	1	11.1	
21/07/2023	10:00	1	2	1	3	0	0	0	0	0	0	0	0	0	0	0	0	0	0	0	7	20.6	28.3	20 to 30	57.1	*	*	
21/07/2023	11:00	0	0	2	0	2	0	0	0	0	0	0	0	0	0	0	0	0	0	0	4	27.3	32.5	15 to 25	50.0	2	50.0	
21/07/2023	12:00	2	0	5	5	0	1	0	0	0	0	0	0	0	0	0	0	0	0	0	13	23.4	29	20 to 30	76.9	1	7.7	
21/07/2023	13:00	0	1	0	0	0	1	0	0	0	0	0	0	0	0	0	0	0	0	0	2	27	40	10 to 20	50.0	1	50.0	
21/07/2023	14:00	0	0	2	1	1	0	0	0	0	0	0	0	0	0	0	0	0	0	0	4	25.8	30	20 to 30	75.0	1	25.0	
21/07/2023	15:00	0	2	3	4	0	0	0	0	0	0	0	0	0	0	0	0	0	0	0	9	23.2	28.8	20 to 30	77.8	*	*	
21/07/2023	16:00	0	3	4	6	6	0	0	0	0	0	0	0	0	0	0	0	0	0	0	19	26.2	32.5	25 to 35	63.2	6	31.6	
21/07/2023	17:00	1	0	4	4	1	0	0	0	0	0	0	0	0	0	0	0	0	0	0	10	23.6	28.8	20 to 30	80.0	1	10.0	
21/07/2023	18:00	2	1	3	2	0	0	0	0	0	0	0	0	0	0	0	0	0	0	0	8	19.3	27.5	20 to 30	62.5	*	*	
21/07/2023	19:00	27	0	1	2	0	0	0	0	0	0	0	0	0	0	0	0	0	0	0	30	9.3	9.8	0 to 10	90.0	*	*	
21/07/2023	20:00	0	0	0	0	0	0	0	0	0	0	0	0	0	0	0	0	0	0	0	0	0	0	*	*	*	*	
21/07/2023	21:00	1	0	0	0	0	0	0	0	0	0	0	0	0	0	0	0	0	0	0	1	12	15	5 to 15	100.0	*	*	
21/07/2023	22:00	0	0	0	0	0	0	0	0	0	0	0	0	0	0	0	0	0	0	0	0	0	0	*	*	*	*	
21/07/2023	23:00	0	0	0	0	0	0	0	0	0	0	0	0	0	0	0	0	0	0	0	0	0	0	*	*	*	*	
24 Hr Summary		36	10	31	30	15	2	0	0	0	0	0	0	0	0	0	0	0	0	0	124	20.2	29.7	20 to 30	49.2	17	13.7	

Incoming Histogram

Tivetshall

from Sat-Jul-01-2023-12-00-AM to Sat-Jul-29-2023-08-59-AM

Date	Starting Hr:min	<15	15 to <20	20 to <25	25 to <30	30 to <35	35 to <40	40 to <45	45 to <50	50 to <55	55 to <60	60 to <65	65 to <70	70 to <75	75 to <80	80 to <85	85 to <90	90 to <95	95 to <100	100 to >105	Total Counts	Avg Speed (MPH)	85pct Speed	10MPH Pace	% in pace	# of Speeders	% Speeders	
22/07/2023	00:00	0	0	0	0	0	0	0	0	0	0	0	0	0	0	0	0	0	0	0	0	0	0	*	*	*	*	
22/07/2023	01:00	0	0	0	0	0	0	0	0	0	0	0	0	0	0	0	0	0	0	0	0	0	0	*	*	*	*	
22/07/2023	02:00	0	0	0	0	0	0	0	0	0	0	0	0	0	0	0	0	0	0	0	0	0	0	*	*	*	*	
22/07/2023	03:00	0	0	0	0	0	0	0	0	0	0	0	0	0	0	0	0	0	0	0	0	0	0	*	*	*	*	
22/07/2023	04:00	0	0	0	0	0	0	0	0	0	0	0	0	0	0	0	0	0	0	0	0	0	0	*	*	*	*	
22/07/2023	05:00	0	0	0	0	0	0	0	0	0	0	0	0	0	0	0	0	0	0	0	0	0	0	*	*	*	*	
22/07/2023	06:00	0	0	0	0	0	0	0	0	0	0	0	0	0	0	0	0	0	0	0	0	0	0	*	*	*	*	
22/07/2023	07:00	0	0	0	0	0	0	0	0	0	0	0	0	0	0	0	0	0	0	0	0	0	0	*	*	*	*	
22/07/2023	08:00	0	0	0	0	0	0	0	0	0	0	0	0	0	0	0	0	0	0	0	0	0	0	*	*	*	*	
22/07/2023	09:00	0	5	0	1	1	0	0	0	0	0	0	0	0	0	0	0	0	0	0	0	7	20.9	30	10 to 20	71.4	1	14.3
22/07/2023	10:00	0	0	5	3	0	0	0	0	0	0	0	0	0	0	0	0	0	0	0	0	8	24.3	28.3	20 to 30	100.0	*	*
22/07/2023	11:00	1	1	1	1	0	0	0	0	0	0	0	0	0	0	0	0	0	0	0	0	4	18.3	25	15 to 25	50.0	*	*
22/07/2023	12:00	0	0	1	1	1	0	0	0	0	0	0	0	0	0	0	0	0	0	0	0	3	27	35	20 to 30	66.7	1	33.3
22/07/2023	13:00	1	1	2	2	1	0	0	0	0	0	0	0	0	0	0	0	0	0	0	0	7	22.7	30	20 to 30	57.1	1	14.3
22/07/2023	14:00	0	0	3	1	1	0	0	0	0	0	0	0	0	0	0	0	0	0	0	0	5	25	30	20 to 30	80.0	1	20.0
22/07/2023	15:00	0	0	1	2	1	0	0	0	0	0	0	0	0	0	0	0	0	0	0	0	4	27.3	30	20 to 30	75.0	1	25.0
22/07/2023	16:00	0	0	0	2	1	0	0	0	0	0	0	0	0	0	0	0	0	0	0	0	3	28.7	35	25 to 35	100.0	1	33.3
22/07/2023	17:00	0	2	3	3	0	0	0	0	0	0	0	0	0	0	0	0	0	0	0	0	8	22.8	28.3	20 to 30	75.0	*	*
22/07/2023	18:00	0	0	0	2	0	0	0	0	0	0	0	0	0	0	0	0	0	0	0	0	2	27.5	30	20 to 30	100.0	*	*
22/07/2023	19:00	1	1	0	2	0	0	0	0	0	0	0	0	0	0	0	0	0	0	0	0	4	20.8	27.5	10 to 20	50.0	*	*
22/07/2023	20:00	0	0	0	0	0	0	0	0	0	0	0	0	0	0	0	0	0	0	0	0	0	0	*	*	*	*	
22/07/2023	21:00	0	0	0	1	0	0	0	0	0	0	0	0	0	0	0	0	0	0	0	0	1	27	30	20 to 30	100.0	*	*
22/07/2023	22:00	0	0	0	0	0	0	0	0	0	0	0	0	0	0	0	0	0	0	0	0	0	0	*	*	*	*	
22/07/2023	23:00	0	0	0	0	0	0	0	0	0	0	0	0	0	0	0	0	0	0	0	0	0	0	*	*	*	*	
24 Hr Summary		3	10	16	21	6	0	0	0	0	0	0	0	0	0	0	0	0	0	0	56	23.6	29.5	20 to 30	66.1	6	10.7	

Incoming Histogram

Tivetshall

from Sat-Jul-01-2023-12-00-AM to Sat-Jul-29-2023-08-59-AM

Date	Starting Hr:min	<15	15 to <20	20 to <25	25 to <30	30 to <35	35 to <40	40 to <45	45 to <50	50 to <55	55 to <60	60 to <65	65 to <70	70 to <75	75 to <80	80 to <85	85 to <90	90 to <95	95 to <100	100 to >105	Total Counts	Avg Speed (MPH)	85pct Speed	10MPH Pace	% in pace	# of Speeders	% Speeders	
23/07/2023	00:00	0	0	1	0	0	0	0	0	0	0	0	0	0	0	0	0	0	0	0	0	1	22	25	15 to 25	100.0	*	*
23/07/2023	01:00	0	0	0	0	0	0	0	0	0	0	0	0	0	0	0	0	0	0	0	0	0	0	0	*	*	*	*
23/07/2023	02:00	0	0	0	0	0	0	0	0	0	0	0	0	0	0	0	0	0	0	0	0	0	0	0	*	*	*	*
23/07/2023	03:00	0	0	0	0	0	0	0	0	0	0	0	0	0	0	0	0	0	0	0	0	0	0	0	*	*	*	*
23/07/2023	04:00	0	0	0	0	0	0	0	0	0	0	0	0	0	0	0	0	0	0	0	0	0	0	0	*	*	*	*
23/07/2023	05:00	0	0	0	0	0	0	0	0	0	0	0	0	0	0	0	0	0	0	0	0	0	0	0	*	*	*	*
23/07/2023	06:00	0	0	0	0	0	0	0	0	0	0	0	0	0	0	0	0	0	0	0	0	0	0	0	*	*	*	*
23/07/2023	07:00	0	0	0	0	0	0	0	0	0	0	0	0	0	0	0	0	0	0	0	0	0	0	0	*	*	*	*
23/07/2023	08:00	0	1	2	0	0	0	0	0	0	0	0	0	0	0	0	0	0	0	0	0	3	20.7	25	15 to 25	100.0	*	*
23/07/2023	09:00	2	5	2	0	0	0	0	0	0	0	0	0	0	0	0	0	0	0	0	0	9	16.4	22.5	15 to 25	77.8	*	*
23/07/2023	10:00	4	5	3	2	0	0	0	0	0	0	0	0	0	0	0	0	0	0	0	0	14	17.4	25	15 to 25	57.1	*	*
23/07/2023	11:00	3	3	4	2	1	0	0	0	0	0	0	0	0	0	0	0	0	0	0	0	13	18.9	27.5	15 to 25	53.8	1	7.7
23/07/2023	12:00	5	3	3	1	1	0	0	0	0	0	0	0	0	0	0	0	0	0	0	0	13	16.4	25	15 to 25	46.2	1	7.7
23/07/2023	13:00	1	1	0	1	0	0	0	0	0	0	0	0	0	0	0	0	0	0	0	0	3	17	30	0 to 10	33.3	*	*
23/07/2023	14:00	1	2	2	3	0	0	0	0	0	0	0	0	0	0	0	0	0	0	0	0	8	21.4	28.3	20 to 30	62.5	*	*
23/07/2023	15:00	3	2	5	1	0	0	0	0	0	0	0	0	0	0	0	0	0	0	0	0	11	18.2	24	15 to 25	63.6	*	*
23/07/2023	16:00	0	0	1	1	1	0	0	0	0	0	0	0	0	0	0	0	0	0	0	0	3	27	35	20 to 30	66.7	1	33.3
23/07/2023	17:00	0	0	0	2	0	0	0	0	0	0	0	0	0	0	0	0	0	0	0	0	2	27	30	20 to 30	100.0	*	*
23/07/2023	18:00	1	1	1	0	2	0	0	0	0	0	0	0	0	0	0	0	0	0	0	0	5	23	32.5	10 to 20	40.0	2	40.0
23/07/2023	19:00	1	3	0	0	1	0	0	0	0	0	0	0	0	0	0	0	0	0	0	0	5	18.2	20	10 to 20	60.0	1	20.0
23/07/2023	20:00	0	0	0	1	0	0	0	0	0	0	0	0	0	0	0	0	0	0	0	0	1	27	30	20 to 30	100.0	*	*
23/07/2023	21:00	0	0	1	0	1	0	0	0	0	0	0	0	0	0	0	0	0	0	0	0	2	27	35	15 to 25	50.0	1	50.0
23/07/2023	22:00	0	0	0	0	0	0	0	0	0	0	0	0	0	0	0	0	0	0	0	0	0	0	0	*	*	*	*
23/07/2023	23:00	0	0	0	0	0	0	0	0	0	0	0	0	0	0	0	0	0	0	0	0	0	0	0	*	*	*	*
24 Hr Summary		21	26	25	14	7	0	0	0	0	0	0	0	0	0	0	0	0	0	0	0	93	19.1	27.5	15 to 25	54.8	7	7.5

Incoming Histogram

Tivetshall

from Sat-Jul-01-2023-12-00-AM to Sat-Jul-29-2023-08-59-AM

Date	Starting Hr:min	<15	15 to <20	20 to <25	25 to <30	30 to <35	35 to <40	40 to <45	45 to <50	50 to <55	55 to <60	60 to <65	65 to <70	70 to <75	75 to <80	80 to <85	85 to <90	90 to <95	95 to <100	100 to >105	Total Counts	Avg Speed (MPH)	85pct Speed	10MPH Pace	% in pace	# of Speeders	% Speeders
24/07/2023	00:00	0	0	0	0	0	0	0	0	0	0	0	0	0	0	0	0	0	0	0	0	0	0	*	*	*	*
24/07/2023	01:00	0	0	0	0	0	0	0	0	0	0	0	0	0	0	0	0	0	0	0	0	0	0	*	*	*	*
24/07/2023	02:00	0	0	0	0	0	0	0	0	0	0	0	0	0	0	0	0	0	0	0	0	0	0	*	*	*	*
24/07/2023	03:00	0	0	0	0	0	0	0	0	0	0	0	0	0	0	0	0	0	0	0	0	0	0	*	*	*	*
24/07/2023	04:00	0	0	0	0	0	0	0	0	0	0	0	0	0	0	0	0	0	0	0	0	0	0	*	*	*	*
24/07/2023	05:00	1	0	0	0	0	0	0	0	0	0	0	0	0	0	0	0	0	0	0	1	7	10	0 to 10	100.0	*	*
24/07/2023	06:00	0	0	0	0	0	0	0	0	0	0	0	0	0	0	0	0	0	0	0	0	0	0	*	*	*	*
24/07/2023	07:00	0	0	0	4	0	0	0	0	0	0	0	0	0	0	0	0	0	0	0	4	27.3	28.8	20 to 30	100.0	*	*
24/07/2023	08:00	1	0	0	1	3	0	0	0	0	0	0	0	0	0	0	0	0	0	0	5	26.2	33.3	25 to 35	80.0	3	60.0
24/07/2023	09:00	0	1	2	1	0	0	0	0	0	0	0	0	0	0	0	0	0	0	0	4	22	25	15 to 25	75.0	*	*
24/07/2023	10:00	0	0	0	0	1	0	0	0	0	0	0	0	0	0	0	0	0	0	0	1	32	35	25 to 35	100.0	1	100.0
24/07/2023	11:00	0	2	1	1	1	0	0	0	0	0	0	0	0	0	0	0	0	0	0	5	23	30	15 to 25	60.0	1	20.0
24/07/2023	12:00	30	0	3	4	0	0	0	0	0	0	0	0	0	0	0	0	0	0	0	37	11.5	21.7	5 to 15	81.1	*	*
24/07/2023	13:00	0	1	2	2	1	1	0	0	0	0	0	0	0	0	0	0	0	0	0	7	26.3	35	20 to 30	57.1	2	28.6
24/07/2023	14:00	0	1	1	1	0	0	0	0	0	0	0	0	0	0	0	0	0	0	0	3	22	30	15 to 25	66.7	*	*
24/07/2023	15:00	2	1	6	5	0	0	0	0	0	0	0	0	0	0	0	0	0	0	0	14	21.4	28	20 to 30	78.6	*	*
24/07/2023	16:00	0	0	1	4	4	0	0	0	0	0	0	0	0	0	0	0	0	0	0	9	28.7	33.8	25 to 35	88.9	4	44.4
24/07/2023	17:00	0	0	4	4	3	0	0	0	0	0	0	0	0	0	0	0	0	0	0	11	26.6	31.7	20 to 30	72.7	3	27.3
24/07/2023	18:00	1	0	4	3	1	0	0	0	0	0	0	0	0	0	0	0	0	0	0	9	23.7	30	20 to 30	77.8	1	11.1
24/07/2023	19:00	1	0	4	1	0	0	0	0	0	0	0	0	0	0	0	0	0	0	0	6	20.3	25	20 to 30	83.3	*	*
24/07/2023	20:00	0	0	0	0	1	0	0	0	0	0	0	0	0	0	0	0	0	0	0	1	32	35	25 to 35	100.0	1	100.0
24/07/2023	21:00	0	1	0	1	1	0	0	0	0	0	0	0	0	0	0	0	0	0	0	3	25.3	35	25 to 35	66.7	1	33.3
24/07/2023	22:00	0	0	1	0	0	0	0	0	0	0	0	0	0	0	0	0	0	0	0	1	22	25	15 to 25	100.0	*	*
24/07/2023	23:00	0	0	0	0	0	0	0	0	0	0	0	0	0	0	0	0	0	0	0	0	0	0	*	*	*	*
24 Hr Summary		36	7	29	32	16	1	0	0	0	0	0	0	0	0	0	0	0	0	0	121	20.5	29.8	20 to 30	50.4	17	14.0

Incoming Histogram

Tivetshall

from Sat-Jul-01-2023-12-00-AM to Sat-Jul-29-2023-08-59-AM

Date	Starting Hr:min	<15	15 to <20	20 to <25	25 to <30	30 to <35	35 to <40	40 to <45	45 to <50	50 to <55	55 to <60	60 to <65	65 to <70	70 to <75	75 to <80	80 to <85	85 to <90	90 to <95	95 to <100	100 to >105	Total Counts	Avg Speed (MPH)	85pct Speed	10MPH Pace	% in pace	# of Speeders	% Speeders	
25/07/2023	00:00	0	0	0	0	0	0	0	0	0	0	0	0	0	0	0	0	0	0	0	0	0	0	*	*	*	*	
25/07/2023	01:00	0	0	0	0	0	0	0	0	0	0	0	0	0	0	0	0	0	0	0	0	0	0	*	*	*	*	
25/07/2023	02:00	0	0	0	0	0	0	0	0	0	0	0	0	0	0	0	0	0	0	0	0	0	0	*	*	*	*	
25/07/2023	03:00	0	0	0	0	0	0	0	0	0	0	0	0	0	0	0	0	0	0	0	0	0	0	*	*	*	*	
25/07/2023	04:00	0	0	0	0	0	0	0	0	0	0	0	0	0	0	0	0	0	0	0	0	0	0	*	*	*	*	
25/07/2023	05:00	0	0	0	0	0	0	0	0	0	0	0	0	0	0	0	0	0	0	0	0	0	0	*	*	*	*	
25/07/2023	06:00	0	0	0	0	0	0	0	0	0	0	0	0	0	0	0	0	0	0	0	0	0	0	*	*	*	*	
25/07/2023	07:00	0	2	0	2	1	0	0	0	0	0	0	0	0	0	0	0	0	0	0	0	5	24.2	30	25 to 35	60.0	1	20.0
25/07/2023	08:00	0	0	1	3	0	0	0	0	0	0	0	0	0	0	0	0	0	0	0	0	4	25.8	28.3	20 to 30	100.0	*	*
25/07/2023	09:00	0	1	3	4	0	0	0	0	0	0	0	0	0	0	0	0	0	0	0	0	8	24	28.8	20 to 30	87.5	*	*
25/07/2023	10:00	2	5	3	3	0	0	0	0	0	0	0	0	0	0	0	0	0	0	0	0	13	19.8	26.7	15 to 25	61.5	*	*
25/07/2023	11:00	2	0	2	1	0	0	0	0	0	0	0	0	0	0	0	0	0	0	0	0	5	17	25	20 to 30	60.0	*	*
25/07/2023	12:00	1	0	2	2	2	1	0	0	0	0	0	0	0	0	0	0	0	0	0	0	8	26.4	35	20 to 30	50.0	3	37.5
25/07/2023	13:00	0	0	0	2	2	0	0	0	0	0	0	0	0	0	0	0	0	0	0	0	4	29.5	32.5	25 to 35	100.0	2	50.0
25/07/2023	14:00	0	0	5	3	1	0	0	0	0	0	0	0	0	0	0	0	0	0	0	0	9	24.9	30	20 to 30	88.9	1	11.1
25/07/2023	15:00	1	0	3	5	1	0	0	0	0	0	0	0	0	0	0	0	0	0	0	0	10	24.6	29	20 to 30	80.0	1	10.0
25/07/2023	16:00	0	1	1	6	3	0	0	0	0	0	0	0	0	0	0	0	0	0	0	0	11	27	31.7	25 to 35	81.8	3	27.3
25/07/2023	17:00	3	1	2	4	1	0	0	0	0	0	0	0	0	0	0	0	0	0	0	0	11	21.2	28.8	20 to 30	54.5	1	9.1
25/07/2023	18:00	0	1	2	6	3	0	0	0	0	0	0	0	0	0	0	0	0	0	0	0	12	26.8	31.7	25 to 35	75.0	3	25.0
25/07/2023	19:00	0	1	2	1	0	0	0	0	0	0	0	0	0	0	0	0	0	0	0	0	4	22	25	15 to 25	75.0	*	*
25/07/2023	20:00	3	0	1	5	1	0	0	0	0	0	0	0	0	0	0	0	0	0	0	0	10	21.1	29	20 to 30	60.0	1	10.0
25/07/2023	21:00	20	0	2	0	0	0	0	0	0	0	0	0	0	0	0	0	0	0	0	0	22	8.8	9.8	0 to 10	90.9	*	*
25/07/2023	22:00	0	0	0	0	0	0	0	0	0	0	0	0	0	0	0	0	0	0	0	0	0	0	*	*	*	*	
25/07/2023	23:00	0	0	0	0	0	0	0	0	0	0	0	0	0	0	0	0	0	0	0	0	0	0	*	*	*	*	
24 Hr Summary		32	12	29	47	15	1	0	0	0	0	0	0	0	0	0	0	0	0	0	136	21.3	29.6	20 to 30	55.9	16	11.8	

Incoming Histogram

Tivetshall

from Sat-Jul-01-2023-12-00-AM to Sat-Jul-29-2023-08-59-AM

Date	Starting Hr:min	<15	15 to <20	20 to <25	25 to <30	30 to <35	35 to <40	40 to <45	45 to <50	50 to <55	55 to <60	60 to <65	65 to <70	70 to <75	75 to <80	80 to <85	85 to <90	90 to <95	95 to <100	100 to >105	Total Counts	Avg Speed (MPH)	85pct Speed	10MPH Pace	% in pace	# of Speeders	% Speeders	
26/07/2023	00:00	0	0	0	0	0	0	0	0	0	0	0	0	0	0	0	0	0	0	0	0	0	0	*	*	*	*	
26/07/2023	01:00	0	0	0	0	0	0	0	0	0	0	0	0	0	0	0	0	0	0	0	0	0	0	*	*	*	*	
26/07/2023	02:00	0	0	0	0	0	0	0	0	0	0	0	0	0	0	0	0	0	0	0	0	0	0	*	*	*	*	
26/07/2023	03:00	0	0	0	0	0	0	0	0	0	0	0	0	0	0	0	0	0	0	0	0	0	0	*	*	*	*	
26/07/2023	04:00	0	0	0	0	0	0	0	0	0	0	0	0	0	0	0	0	0	0	0	0	0	0	*	*	*	*	
26/07/2023	05:00	0	0	0	0	0	0	0	0	0	0	0	0	0	0	0	0	0	0	0	0	0	0	*	*	*	*	
26/07/2023	06:00	0	0	0	0	0	0	0	0	0	0	0	0	0	0	0	0	0	0	0	0	0	0	*	*	*	*	
26/07/2023	07:00	0	0	0	2	0	0	0	0	0	0	0	0	0	0	0	0	0	0	0	0	2	27.5	30	20 to 30	100.0	*	*
26/07/2023	08:00	0	1	1	2	3	0	0	0	0	0	0	0	0	0	0	0	0	0	0	7	27.1	33.3	25 to 35	71.4	3	42.9	
26/07/2023	09:00	2	2	1	1	1	0	0	0	0	0	0	0	0	0	0	0	0	0	0	7	19.1	30	10 to 20	42.9	1	14.3	
26/07/2023	10:00	0	2	2	1	0	0	0	0	0	0	0	0	0	0	0	0	0	0	0	5	21	25	15 to 25	80.0	*	*	
26/07/2023	11:00	3	1	2	0	0	0	0	0	0	0	0	0	0	0	0	0	0	0	0	6	15.7	22.5	5 to 15	50.0	*	*	
26/07/2023	12:00	2	3	3	4	0	0	0	0	0	0	0	0	0	0	0	0	0	0	0	12	20.1	27.5	20 to 30	58.3	*	*	
26/07/2023	13:00	0	0	1	2	0	0	0	0	0	0	0	0	0	0	0	0	0	0	0	3	25.3	30	20 to 30	100.0	*	*	
26/07/2023	14:00	0	2	3	1	2	0	0	0	0	0	0	0	0	0	0	0	0	0	0	8	23.9	32.5	15 to 25	62.5	2	25.0	
26/07/2023	15:00	4	1	1	0	1	0	0	0	0	0	0	0	0	0	0	0	0	0	0	7	15.7	25	5 to 15	57.1	1	14.3	
26/07/2023	16:00	3	0	4	2	2	0	0	0	0	0	0	0	0	0	0	0	0	0	0	11	22.1	30	20 to 30	54.5	2	18.2	
26/07/2023	17:00	0	0	0	3	1	0	0	0	0	0	0	0	0	0	0	0	0	0	0	4	28.5	30	25 to 35	100.0	1	25.0	
26/07/2023	18:00	0	0	8	1	1	0	0	0	0	0	0	0	0	0	0	0	0	0	0	10	23.6	25	20 to 30	90.0	1	10.0	
26/07/2023	19:00	0	1	2	2	1	0	0	0	0	0	0	0	0	0	0	0	0	0	0	6	24.5	30	20 to 30	66.7	1	16.7	
26/07/2023	20:00	0	0	1	2	1	0	0	0	0	0	0	0	0	0	0	0	0	0	0	4	27.3	30	20 to 30	75.0	1	25.0	
26/07/2023	21:00	0	0	0	1	0	0	0	0	0	0	0	0	0	0	0	0	0	0	0	1	27	30	20 to 30	100.0	*	*	
26/07/2023	22:00	0	0	0	0	0	0	0	0	0	0	0	0	0	0	0	0	0	0	0	0	0	0	*	*	*	*	
26/07/2023	23:00	0	0	0	0	0	0	0	0	0	0	0	0	0	0	0	0	0	0	0	0	0	0	*	*	*	*	
24 Hr Summary		14	13	29	24	13	0	0	0	0	0	0	0	0	0	0	0	0	0	0	93	22.3	29.8	20 to 30	57.0	13	14.0	

Incoming Histogram

Tivetshall

from Sat-Jul-01-2023-12-00-AM to Sat-Jul-29-2023-08-59-AM

Date	Starting Hr:min	<15	15 to <20	20 to <25	25 to <30	30 to <35	35 to <40	40 to <45	45 to <50	50 to <55	55 to <60	60 to <65	65 to <70	70 to <75	75 to <80	80 to <85	85 to <90	90 to <95	95 to <100	100 to >105	Total Counts	Avg Speed (MPH)	85pct Speed	10MPH Pace	% in pace	# of Speeders	% Speeders	
27/07/2023	00:00	0	0	0	0	0	0	0	0	0	0	0	0	0	0	0	0	0	0	0	0	0	0	*	*	*	*	
27/07/2023	01:00	0	0	0	0	0	0	0	0	0	0	0	0	0	0	0	0	0	0	0	0	0	0	*	*	*	*	
27/07/2023	02:00	0	0	0	0	0	0	0	0	0	0	0	0	0	0	0	0	0	0	0	0	0	0	*	*	*	*	
27/07/2023	03:00	0	0	0	0	0	0	0	0	0	0	0	0	0	0	0	0	0	0	0	0	0	0	*	*	*	*	
27/07/2023	04:00	0	0	0	0	0	0	0	0	0	0	0	0	0	0	0	0	0	0	0	0	0	0	*	*	*	*	
27/07/2023	05:00	0	0	0	0	0	0	0	0	0	0	0	0	0	0	0	0	0	0	0	0	0	0	*	*	*	*	
27/07/2023	06:00	0	0	0	1	0	0	0	0	0	0	0	0	0	0	0	0	0	0	0	0	1	27	30	20 to 30	100.0	*	*
27/07/2023	07:00	0	0	0	1	0	0	0	0	0	0	0	0	0	0	0	0	0	0	0	0	1	27	30	20 to 30	100.0	*	*
27/07/2023	08:00	0	0	1	1	0	0	0	0	0	0	0	0	0	0	0	0	0	0	0	0	2	24.5	30	20 to 30	100.0	*	*
27/07/2023	09:00	0	1	1	3	2	0	0	0	0	0	0	0	0	0	0	0	0	0	0	0	7	26.4	32.5	25 to 35	71.4	2	28.6
27/07/2023	10:00	0	0	0	2	1	0	0	0	0	0	0	0	0	0	0	0	0	0	0	0	3	28.7	35	25 to 35	100.0	1	33.3
27/07/2023	11:00	2	0	1	3	3	0	0	0	0	0	0	0	0	0	0	0	0	0	0	0	9	23.9	33.3	25 to 35	66.7	3	33.3
27/07/2023	12:00	1	1	2	0	1	0	0	0	0	0	0	0	0	0	0	0	0	0	0	0	5	20	25	15 to 25	60.0	1	20.0
27/07/2023	13:00	1	2	0	2	0	0	0	0	0	0	0	0	0	0	0	0	0	0	0	0	5	19	27.5	10 to 20	40.0	*	*
27/07/2023	14:00	0	0	3	1	0	0	0	0	0	0	0	0	0	0	0	0	0	0	0	0	4	23.3	25	20 to 30	100.0	*	*
27/07/2023	15:00	1	0	3	5	0	0	0	0	0	0	0	0	0	0	0	0	0	0	0	0	9	23.8	29	20 to 30	88.9	*	*
27/07/2023	16:00	0	0	3	3	1	1	0	0	0	0	0	0	0	0	0	0	0	0	0	0	8	27.1	35	20 to 30	75.0	2	25.0
27/07/2023	17:00	4	3	3	5	1	0	0	0	0	0	0	0	0	0	0	0	0	0	0	0	16	20.7	29	20 to 30	50.0	1	6.3
27/07/2023	18:00	0	4	2	6	3	0	0	0	0	0	0	0	0	0	0	0	0	0	0	0	15	24.7	31.7	25 to 35	60.0	3	20.0
27/07/2023	19:00	0	1	2	4	1	0	0	0	0	0	0	0	0	0	0	0	0	0	0	0	8	25.1	30	20 to 30	75.0	1	12.5
27/07/2023	20:00	0	0	1	2	0	0	0	0	0	0	0	0	0	0	0	0	0	0	0	0	3	25.3	30	20 to 30	100.0	*	*
27/07/2023	21:00	0	0	0	2	0	0	0	0	0	0	0	0	0	0	0	0	0	0	0	0	2	27	30	20 to 30	100.0	*	*
27/07/2023	22:00	0	1	1	0	0	0	0	0	0	0	0	0	0	0	0	0	0	0	0	0	2	19.5	25	15 to 25	100.0	*	*
27/07/2023	23:00	0	0	0	0	0	0	0	0	0	0	0	0	0	0	0	0	0	0	0	0	0	0	*	*	*	*	
24 Hr Summary		9	13	23	41	13	1	0	0	0	0	0	0	0	0	0	0	0	0	0	100	23.8	29.9	20 to 30	64.0	14	14.0	

Incoming Histogram

Tivetshall

from Sat-Jul-01-2023-12-00-AM to Sat-Jul-29-2023-08-59-AM

Date	Starting Hr:min	<15	15 to <20	20 to <25	25 to <30	30 to <35	35 to <40	40 to <45	45 to <50	50 to <55	55 to <60	60 to <65	65 to <70	70 to <75	75 to <80	80 to <85	85 to <90	90 to <95	95 to <100	100 to >105	Total Counts	Avg Speed (MPH)	85pct Speed	10MPH Pace	% in pace	# of Speeders	% Speeders	
28/07/2023	00:00	0	0	0	0	0	0	0	0	0	0	0	0	0	0	0	0	0	0	0	0	0	0	*	*	*	*	
28/07/2023	01:00	0	0	0	0	0	0	0	0	0	0	0	0	0	0	0	0	0	0	0	0	0	0	*	*	*	*	
28/07/2023	02:00	0	0	0	0	0	0	0	0	0	0	0	0	0	0	0	0	0	0	0	0	0	0	*	*	*	*	
28/07/2023	03:00	0	0	0	0	0	0	0	0	0	0	0	0	0	0	0	0	0	0	0	0	0	0	*	*	*	*	
28/07/2023	04:00	0	0	0	0	0	0	0	0	0	0	0	0	0	0	0	0	0	0	0	0	0	0	*	*	*	*	
28/07/2023	05:00	0	0	0	0	0	0	0	0	0	0	0	0	0	0	0	0	0	0	0	0	0	0	*	*	*	*	
28/07/2023	06:00	0	0	0	0	0	0	0	0	0	0	0	0	0	0	0	0	0	0	0	0	0	0	*	*	*	*	
28/07/2023	07:00	0	0	1	1	1	0	0	0	0	0	0	0	0	0	0	0	0	0	0	0	3	27	35	20 to 30	66.7	1	33.3
28/07/2023	08:00	2	0	3	2	0	1	0	0	0	0	0	0	0	0	0	0	0	0	0	0	8	22	30	20 to 30	62.5	1	12.5
28/07/2023	09:00	2	0	1	1	0	0	0	0	0	0	0	0	0	0	0	0	0	0	0	0	4	17	25	5 to 15	50.0	*	*
28/07/2023	10:00	0	0	1	4	0	0	0	0	0	0	0	0	0	0	0	0	0	0	0	0	5	26.2	28.8	20 to 30	100.0	*	*
28/07/2023	11:00	1	0	1	2	0	0	0	0	0	0	0	0	0	0	0	0	0	0	0	0	4	22	27.5	20 to 30	75.0	*	*
28/07/2023	12:00	0	3	2	1	1	0	0	0	0	0	0	0	0	0	0	0	0	0	0	0	7	22	30	15 to 25	71.4	1	14.3
28/07/2023	13:00	0	0	1	7	0	0	0	0	0	0	0	0	0	0	0	0	0	0	0	0	8	26.5	29.3	20 to 30	100.0	*	*
28/07/2023	14:00	2	1	1	3	0	0	0	0	0	0	0	0	0	0	0	0	0	0	0	0	7	19.9	28.3	20 to 30	57.1	*	*
28/07/2023	15:00	0	0	2	3	0	0	0	0	0	0	0	0	0	0	0	0	0	0	0	0	5	25	28.3	20 to 30	100.0	*	*
28/07/2023	16:00	0	0	0	1	2	0	0	0	0	0	0	0	0	0	0	0	0	0	0	0	3	30.3	35	25 to 35	100.0	2	66.7
28/07/2023	17:00	0	0	4	2	1	0	0	0	0	0	0	0	0	0	0	0	0	0	0	0	7	24.9	30	20 to 30	85.7	1	14.3
28/07/2023	18:00	1	1	0	3	2	0	0	0	0	0	0	0	0	0	0	0	0	0	0	0	7	24.9	32.5	25 to 35	71.4	2	28.6
28/07/2023	19:00	0	0	0	2	1	0	0	0	0	0	0	0	0	0	0	0	0	0	0	0	3	28.7	35	25 to 35	100.0	1	33.3
28/07/2023	20:00	0	0	6	0	0	0	0	0	0	0	0	0	0	0	0	0	0	0	0	0	6	22.3	24.2	15 to 25	100.0	*	*
28/07/2023	21:00	0	0	0	2	0	0	0	0	0	0	0	0	0	0	0	0	0	0	0	0	2	27	30	20 to 30	100.0	*	*
28/07/2023	22:00	0	0	0	0	0	0	0	0	0	0	0	0	0	0	0	0	0	0	0	0	0	0	*	*	*	*	
28/07/2023	23:00	0	0	1	0	0	0	0	0	0	0	0	0	0	0	0	0	0	0	0	0	1	22	25	15 to 25	100.0	*	*
24 Hr Summary		8	5	24	34	8	1	0	0	0	0	0	0	0	0	0	0	0	0	0	0	80	23.9	29.6	20 to 30	72.5	9	11.3

Incoming Histogram

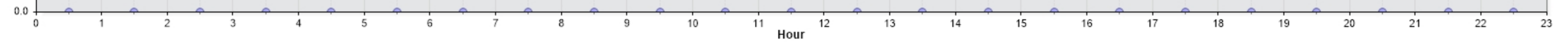
Tivetshall

from Sat-Jul-01-2023-12-00-AM to Sat-Jul-29-2023-08-59-AM

Date	Starting Hr:min	<15	15 to <20	20 to <25	25 to <30	30 to <35	35 to <40	40 to <45	45 to <50	50 to <55	55 to <60	60 to <65	65 to <70	70 to <75	75 to <80	80 to <85	85 to <90	90 to <95	95 to <100	100 to >105	Total Counts	Avg Speed (MPH)	85pct Speed	10MPH Pace	% in pace	# of Speeders	% Speeders		
29/07/2023	00:00	0	0	0	0	0	0	0	0	0	0	0	0	0	0	0	0	0	0	0	0	0	0	0	*	*	*	*	
29/07/2023	01:00	0	0	0	0	0	0	0	0	0	0	0	0	0	0	0	0	0	0	0	0	0	0	0	*	*	*	*	
29/07/2023	02:00	0	0	0	0	0	0	0	0	0	0	0	0	0	0	0	0	0	0	0	0	0	0	0	*	*	*	*	
29/07/2023	03:00	0	0	0	0	0	0	0	0	0	0	0	0	0	0	0	0	0	0	0	0	0	0	0	*	*	*	*	
29/07/2023	04:00	0	0	0	0	0	0	0	0	0	0	0	0	0	0	0	0	0	0	0	0	0	0	0	*	*	*	*	
29/07/2023	05:00	0	0	0	0	0	0	0	0	0	0	0	0	0	0	0	0	0	0	0	0	0	0	0	*	*	*	*	
29/07/2023	06:00	0	0	0	0	0	0	0	0	0	0	0	0	0	0	0	0	0	0	0	0	0	0	0	*	*	*	*	
29/07/2023	07:00	0	0	0	0	1	0	0	0	0	0	0	0	0	0	0	0	0	0	0	0	1	32	35	25 to 35	100.0	1	100.0	
29/07/2023	08:00	0	0	0	1	0	0	0	0	0	0	0	0	0	0	0	0	0	0	0	0	1	27	30	20 to 30	100.0	*	*	
29/07/2023	09:00	*	*	*	*	*	*	*	*	*	*	*	*	*	*	*	*	*	*	*	*	*	*	*	*	*	*	*	*
29/07/2023	10:00	*	*	*	*	*	*	*	*	*	*	*	*	*	*	*	*	*	*	*	*	*	*	*	*	*	*	*	*
29/07/2023	11:00	*	*	*	*	*	*	*	*	*	*	*	*	*	*	*	*	*	*	*	*	*	*	*	*	*	*	*	*
29/07/2023	12:00	*	*	*	*	*	*	*	*	*	*	*	*	*	*	*	*	*	*	*	*	*	*	*	*	*	*	*	*
29/07/2023	13:00	*	*	*	*	*	*	*	*	*	*	*	*	*	*	*	*	*	*	*	*	*	*	*	*	*	*	*	*
29/07/2023	14:00	*	*	*	*	*	*	*	*	*	*	*	*	*	*	*	*	*	*	*	*	*	*	*	*	*	*	*	*
29/07/2023	15:00	*	*	*	*	*	*	*	*	*	*	*	*	*	*	*	*	*	*	*	*	*	*	*	*	*	*	*	*
29/07/2023	16:00	*	*	*	*	*	*	*	*	*	*	*	*	*	*	*	*	*	*	*	*	*	*	*	*	*	*	*	*
29/07/2023	17:00	*	*	*	*	*	*	*	*	*	*	*	*	*	*	*	*	*	*	*	*	*	*	*	*	*	*	*	*
29/07/2023	18:00	*	*	*	*	*	*	*	*	*	*	*	*	*	*	*	*	*	*	*	*	*	*	*	*	*	*	*	*
29/07/2023	19:00	*	*	*	*	*	*	*	*	*	*	*	*	*	*	*	*	*	*	*	*	*	*	*	*	*	*	*	*
29/07/2023	20:00	*	*	*	*	*	*	*	*	*	*	*	*	*	*	*	*	*	*	*	*	*	*	*	*	*	*	*	*
29/07/2023	21:00	*	*	*	*	*	*	*	*	*	*	*	*	*	*	*	*	*	*	*	*	*	*	*	*	*	*	*	*
29/07/2023	22:00	*	*	*	*	*	*	*	*	*	*	*	*	*	*	*	*	*	*	*	*	*	*	*	*	*	*	*	*
29/07/2023	23:00	*	*	*	*	*	*	*	*	*	*	*	*	*	*	*	*	*	*	*	*	*	*	*	*	*	*	*	*
24 Hr Summary		0	0	0	1	1	0	0	0	0	0	0	0	0	0	0	0	0	0	0	0	2	29.5	35	25 to 35	100.0	1	50.0	

Incoming:Average Hourly Volume for Week of 26/06/2023
Average Counts By Hour (26/06/2023) — Average Counts By Hour (26/06/2023)

Tivetshall
Average Weekly Volumes



Incoming: Average Hourly WEEKDAY Speeds for Week of 26/06/2023
Average Hourly WEEKDAY Speeds By Hour (26/06/2023) — Average Hourly WEEKDAY Speeds By Hour (26/06/2023)

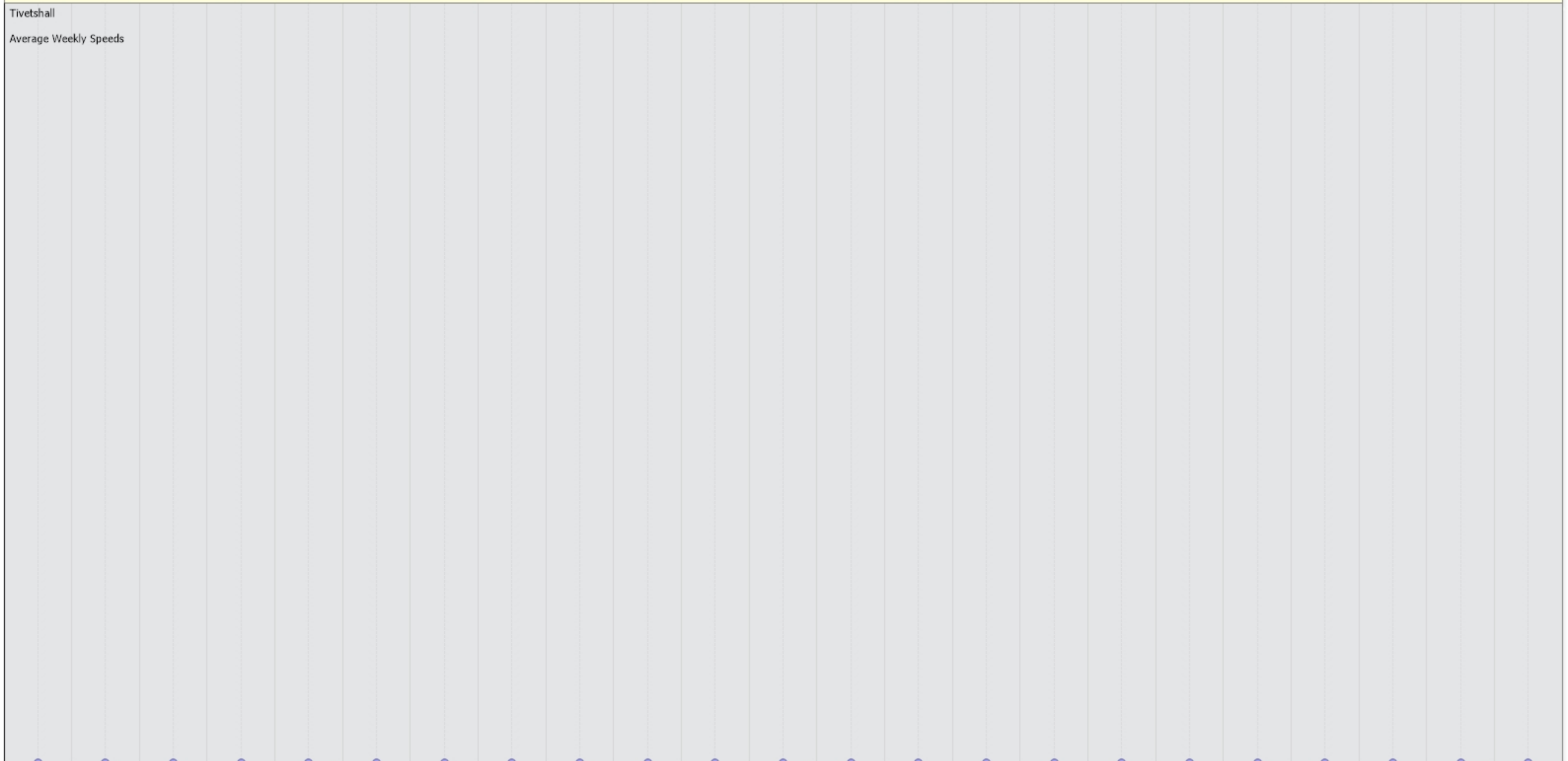
Tivetshall
Average Weekly Speeds

MPH

0.0

Hour

0 1 2 3 4 5 6 7 8 9 10 11 12 13 14 15 16 17 18 19 20 21 22 23

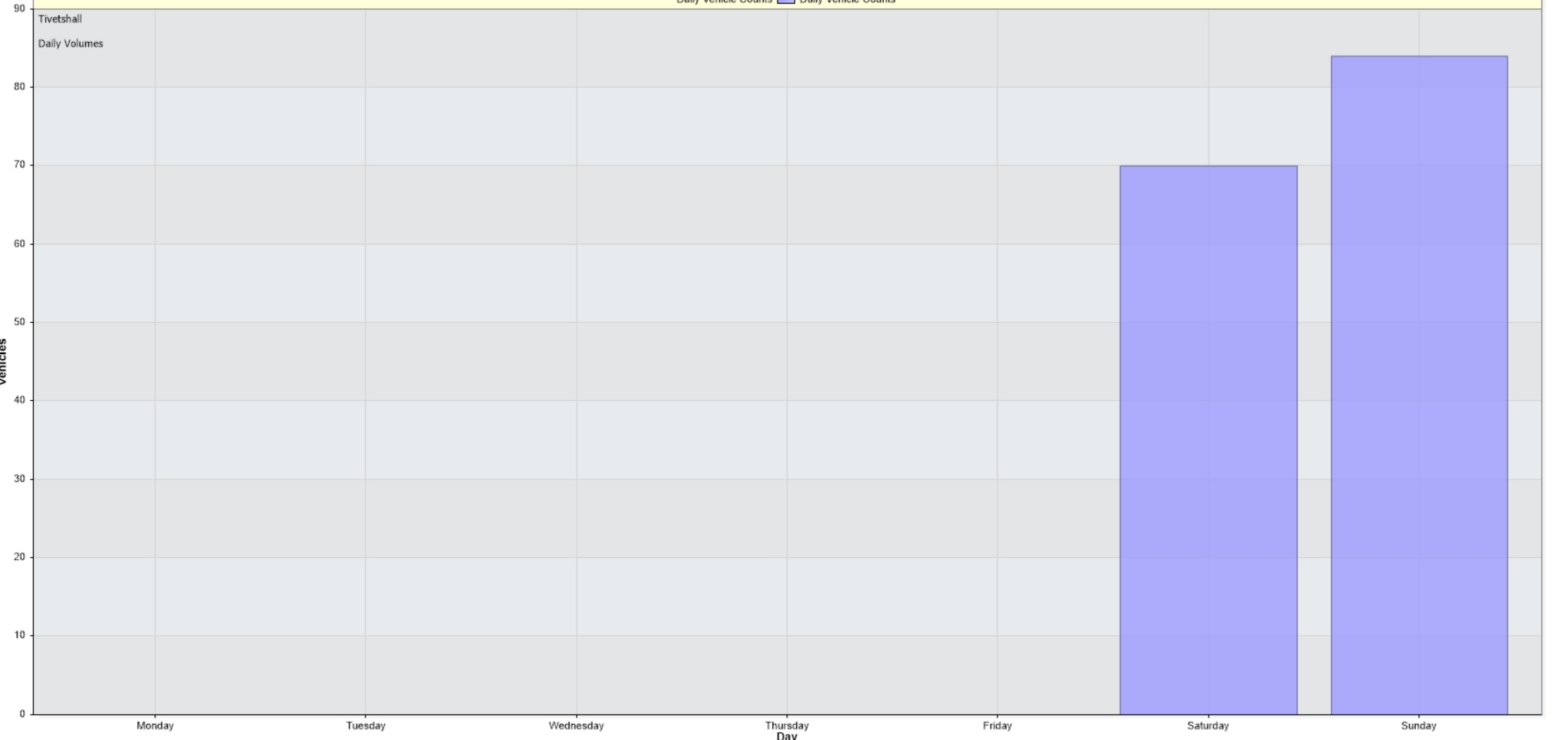


Incoming:Daily Volume for Week of 26/06/2023

Daily Vehicle Counts



Daily Vehicle Counts



Tivetshall

Daily Volumes

Vehicles

Day

Monday

Tuesday

Wednesday

Friday

Saturday

Sunday